

August 1, 2017



# WisdomTree Trust

## WisdomTree International Equity ETFs\*

### Developed World ex-U.S.

International Equity Fund (DWM)  
 International High Dividend Fund (DTH)  
 International LargeCap Dividend Fund (DOL)  
 International MidCap Dividend Fund (DIM)  
 International SmallCap Dividend Fund (DLS)  
 International Dividend ex-Financials Fund (DOO)  
 International Quality Dividend Growth Fund (IQDG)  
 Europe Quality Dividend Growth Fund (EUDG)  
 Europe SmallCap Dividend Fund (DFE)  
 Japan SmallCap Dividend Fund (DFJ)  
 Australia Dividend Fund (AUSE)

### Currency Hedged Equity

Japan Hedged Equity Fund (DXJ)  
 Japan Hedged Quality Dividend Growth Fund (JHDG)  
 Japan Hedged SmallCap Equity Fund (DXJS)  
 Japan Hedged Financials Fund (DXJF)  
 Japan Hedged Real Estate Fund (DXJR)  
 Japan Hedged Capital Goods Fund (DXJC)  
 Japan Hedged Health Care Fund (DXJH)  
 Global ex-U.S. Hedged Dividend Fund (DXUS)

Global ex-U.S. Hedged Real Estate Fund (HDRW)  
 Europe Hedged Equity Fund (HEDJ)  
 Europe Hedged SmallCap Equity Fund (EUSC)  
 United Kingdom Hedged Equity Fund (DXPS)  
 Germany Hedged Equity Fund (DXGE)  
 International Hedged Quality Dividend Growth Fund (IHDG)

### Global/Global ex-U.S.

Global High Dividend Fund (DEW)  
 Global ex-U.S. Quality Dividend Growth Fund (DNL)  
 Global ex-U.S. Real Estate Fund (DRW)  
 Asia Pacific ex-Japan Fund (AXJL)

### Emerging/Frontier Markets

Emerging Markets High Dividend Fund (DEM)  
 Emerging Markets SmallCap Dividend Fund (DGS)  
 Emerging Markets Consumer Growth Fund (EMCG)  
 Emerging Markets Quality Dividend Growth Fund (DGRE)  
 Emerging Markets ex-State-Owned Enterprises Fund (XSOE)  
 India Earnings Fund (EPI)  
 Middle East Dividend Fund (GULF)  
 China ex-State-Owned Enterprises Fund (CXSE)

\* Principal U.S. Listing Exchange: NYSE Arca, Inc. (except GULF, DXPS, DXJS, DXGE, EMCG, CXSE and DGRE are listed on NASDAQ and IQDG and HDRW are listed on BATS Exchange, Inc.)

**THE U.S. SECURITIES AND EXCHANGE COMMISSION ("SEC") HAS NOT APPROVED OR DISAPPROVED THESE SECURITIES OR PASSED UPON THE ADEQUACY OF THIS PROSPECTUS. ANY REPRESENTATION TO THE CONTRARY IS A CRIMINAL OFFENSE.**

# WisdomTree Trust

## Table of Contents

### WisdomTree International Equity ETFs

#### Fund Summaries

WisdomTree International Equity Fund	2
WisdomTree International High Dividend Fund	7
WisdomTree International LargeCap Dividend Fund	12
WisdomTree International MidCap Dividend Fund	17
WisdomTree International SmallCap Dividend Fund	23
WisdomTree International Dividend ex-Financials Fund	29
WisdomTree International Quality Dividend Growth Fund	35
WisdomTree Europe Quality Dividend Growth Fund	40
WisdomTree Europe SmallCap Dividend Fund	46
WisdomTree Japan SmallCap Dividend Fund	52
WisdomTree Australia Dividend Fund	58
WisdomTree Japan Hedged Equity Fund	64
WisdomTree Japan Hedged Quality Dividend Growth Fund	71
WisdomTree Japan Hedged SmallCap Equity Fund	77
WisdomTree Japan Hedged Financials Fund	83
WisdomTree Japan Hedged Real Estate Fund	89
WisdomTree Japan Hedged Capital Goods Fund	95
WisdomTree Japan Hedged Health Care Fund	101
WisdomTree Global ex-U.S. Hedged Dividend Fund	107
WisdomTree Global ex-U.S. Hedged Real Estate Fund	113
WisdomTree Europe Hedged Equity Fund	119
WisdomTree Europe Hedged SmallCap Equity Fund	126
WisdomTree United Kingdom Hedged Equity Fund	132
WisdomTree Germany Hedged Equity Fund	138
WisdomTree International Hedged Quality Dividend Growth Fund	144
WisdomTree Global High Dividend Fund	151
WisdomTree Global ex-U.S. Quality Dividend Growth Fund	157
WisdomTree Global ex-U.S. Real Estate Fund	163
WisdomTree Asia Pacific ex-Japan Fund	169
WisdomTree Emerging Markets High Dividend Fund	175
WisdomTree Emerging Markets SmallCap Dividend Fund	181
WisdomTree Emerging Markets Consumer Growth Fund	187
WisdomTree Emerging Markets Quality Dividend Growth Fund	193

WisdomTree Emerging Markets ex-State-Owned Enterprises Fund	199
WisdomTree India Earnings Fund	205
WisdomTree Middle East Dividend Fund	211
WisdomTree China ex-State-Owned Enterprises Fund	217
<b>Additional Information About the Funds</b>	<b>224</b>
Additional Information About the Funds' Investment Objectives	224
Additional Information About the Funds' Investment Strategies	224
Other Investment Information	225
Additional Principal Risk Information About the Funds	225
Additional Non-Principal Risk Information	239
Portfolio Holdings Information	239
<b>Management</b>	<b>241</b>
Investment Adviser	241
Sub-Adviser	242
Portfolio Managers	242
<b>Additional Information on Buying and Selling Fund Shares</b>	<b>244</b>
Share Trading Prices	244
Determination of Net Asset Value	244
Dividends and Distributions	244
Book Entry	245
Delivery of Shareholder Documents – Householding	245
Frequent Purchases and Redemptions of Fund Shares	245
Investments by Investment Companies	245
<b>Additional Tax Information</b>	<b>246</b>
Taxes on Distributions	246
Taxes When You Sell Fund Shares	247
Taxes on Creation and Redemption of Creation Units	247
Foreign Investments by the Fund	247
Taxes on the WisdomTree India Earnings Fund and India Investment Portfolio	248
<b>Distribution</b>	<b>248</b>
<b>Premium/Discount and NAV Information</b>	<b>249</b>
<b>Additional Notices</b>	<b>249</b>
<b>Financial Highlights</b>	<b>249</b>

# WisdomTree International Equity Fund

## Investment Objective

The WisdomTree International Equity Fund (the “Fund”) seeks to track the price and yield performance, before fees and expenses, of the WisdomTree International Equity Index (the “Index”).

## Fees and Expenses of the Fund

The following table describes the fees and expenses you may pay if you buy and hold shares of the Fund. The fees are expressed as a percentage of the Fund’s average net assets.

<b>Shareholder Fees</b> (fees paid directly from your investment)	None
<b>Annual Fund Operating Expenses</b> (expenses that you pay each year as a percentage of the value of your investment)	
Management Fees	0.48%
Distribution and/or Service (12b-1) Fees	None
Other Expenses	0.00%
<b>Total Annual Fund Operating Expenses</b>	0.48%

## Example

The following example is intended to help retail investors compare the cost of investing in the Fund with the cost of investing in other funds. It illustrates the hypothetical expenses that such investors would incur over various periods if they were to invest \$10,000 in the Fund for the time periods indicated and then redeem all of the shares at the end of those periods. This example assumes that the Fund provides a return of 5% a year and that operating expenses remain the same. This example does not include the brokerage commissions that retail investors may pay to buy and sell shares of the Fund. Although your actual costs may be higher or lower, based on these assumptions, your costs would be:

	<b>1 Year</b>	<b>3 Years</b>	<b>5 Years</b>	<b>10 Years</b>
	\$ 49	\$ 154	\$ 269	\$ 604

## Portfolio Turnover

The Fund pays transaction costs, such as commissions, when it buys and sells securities (or “turns over” its portfolio). A higher portfolio turnover rate may indicate higher transaction costs and may result in higher taxes when Fund shares are held in a taxable account. These costs, which are not reflected in annual fund operating expenses or in the example, affect the Fund’s performance. During the most recent fiscal year, the Fund’s portfolio turnover rate was 14% of the average value of its portfolio, excluding the value of portfolio securities received or delivered as a result of in-kind creations or redemptions of the Fund’s capital shares.

## Principal Investment Strategies of the Fund

The Fund employs a “passive management” – or indexing – investment approach designed to track the performance of the Index. The Fund generally uses a representative sampling strategy to achieve its investment objective, meaning it generally will invest in a sample of the securities in the Index whose risk, return and other characteristics resemble the risk, return and other characteristics of the Index as a whole. Under normal circumstances, at least 95% of the Fund’s total assets (exclusive of collateral held from securities lending) will be invested in component securities of the Index and investments that have economic characteristics that are substantially identical to the economic characteristics of such component securities.

The Index is a fundamentally weighted index that is comprised of dividend-paying companies in the industrialized world, excluding Canada and the United States, that pay regular cash dividends. To be eligible for inclusion in the Index, a company must meet the following criteria: (i) incorporation in one of 15 developed European countries (Austria, Belgium, Denmark, Finland, France, Germany, Ireland, Italy, Netherlands, Norway, Portugal, Spain, Sweden, Switzerland, or the United Kingdom), Israel, Japan, Australia, New Zealand, Hong Kong or Singapore; (ii) payment of at least \$5 million in cash dividends on shares of common stock in the annual cycle prior to the annual Index screening date; (iii) market capitalization of at least \$100 million as of the annual Index screening date; (iv) average daily dollar trading volume of at least \$100,000 for three months preceding the annual Index screening date; and (v) trading of at least 250,000 shares per month for each of the six months preceding the annual Index screening date.

Securities are weighted in the Index based on dividends paid over the prior annual cycle. Companies that pay a greater total dollar amount of dividends are more heavily weighted. To derive a company's initial Index weight, (i) *multiply* the U.S. dollar value of the company's annual gross dividend per share by the number of common shares outstanding for that company (the "Cash Dividend Factor"); (ii) calculate the Cash Dividend Factor for each company; (iii) add together all of the companies' Cash Dividend Factors; and (iv) *divide* the company's Cash Dividend Factor by the sum of all Cash Dividend Factors. The maximum weight of any one sector and any one country in the Index, at the time of the Index's annual screening date, is capped at 25%; however, sector and/or country weights may fluctuate above the specified cap in response to market conditions and/or the application of volume factor adjustments. The Index methodology applies a volume factor adjustment to reduce a component security's weight in the Index and reallocate the reduction in weight pro rata among the other securities if, as of the annual Index screening date, a component security no longer meets certain trading volume thresholds.

WisdomTree Investments, Inc. ("WisdomTree Investments"), as Index provider, currently uses Standard & Poor's Global Industry Classification Standards ("S&P GICS") to define companies within a sector. The following sectors are included in the Index: consumer discretionary, consumer staples, energy, financials, health care, industrials, information technology, materials, real estate, telecommunication services, and utilities. A sector is comprised of multiple industries. For example, the energy sector is comprised of companies in, among others, the natural gas, oil and petroleum industries. As of June 30, 2017, a significant portion of the Index is comprised of companies in the financial sector.

To the extent the Index concentrates (*i.e.*, holds 25% or more of its total assets) in the securities of a particular industry or group of industries, the Fund will concentrate its investments to approximately the same extent as the Index.

### **Principal Risks of Investing in the Fund**

You can lose money on your investment in the Fund. The Fund is subject to the risks described below. Some or all of these risks may adversely affect the Fund's net asset value per share ("NAV"), trading price, yield, total return and/or ability to meet its objectives. For more information about the risks of investing in the Fund, see the sections in the Fund's Prospectus titled "Additional Principal Risk Information About the Funds" and "Additional Non-Principal Risk Information."

- **Investment Risk.** As with all investments, an investment in the Fund is subject to investment risk. Investors in the Fund could lose money, including the possible loss of the entire principal amount of an investment, over short or long periods of time.
- **Market Risk.** The trading prices of equity securities and other instruments fluctuate in response to a variety of factors, such as economic, financial or political events that impact the entire market, market segments, or specific issuers. The Fund's NAV and market price may fluctuate significantly in response to these and other factors. As a result, an investor could lose money over short or long periods of time.
- **Shares of the Fund May Trade at Prices Other Than NAV.** As with all exchange-traded funds ("ETFs"), Fund shares may be bought and sold in the secondary market at market prices. The trading prices of the Fund's shares in the secondary market generally differ from the Fund's daily NAV and there may be times when the market price of the shares is more than the NAV (premium) or less than the NAV (discount). This risk is heightened in times of market volatility or periods of steep market declines. Because securities held by the Fund trade on foreign exchanges that are closed when the Fund's primary listing exchange is open, the Fund is likely to experience premiums and discounts greater than those of domestic ETFs.
- **Currency Exchange Rate Risk.** Changes in currency exchange rates and the relative value of non-U.S. currencies will affect the value of the Fund's investment and the value of your Fund shares. Currency exchange rates can be very volatile and can change quickly and unpredictably. As a result, the value of an investment in the Fund may change quickly and without warning and you may lose money.
- **Cyber Security Risk.** The Fund and its service providers may be susceptible to operational and information security risks resulting from a breach in cyber security, including cyber-attacks. A breach in cyber security, intentional or unintentional, may adversely impact the Fund in many ways, including, but not limited to, disruption of the Fund's operational capacity, loss of proprietary information, theft or corruption of data, denial-of-service attacks on websites or network resources, and the unauthorized release of confidential information. Cyber-attacks affecting the Fund's third-party service providers, market makers, Authorized Participants, or the issuers of securities in which the Fund invests may subject the Fund to many of the same risks associated with direct cyber security breaches.

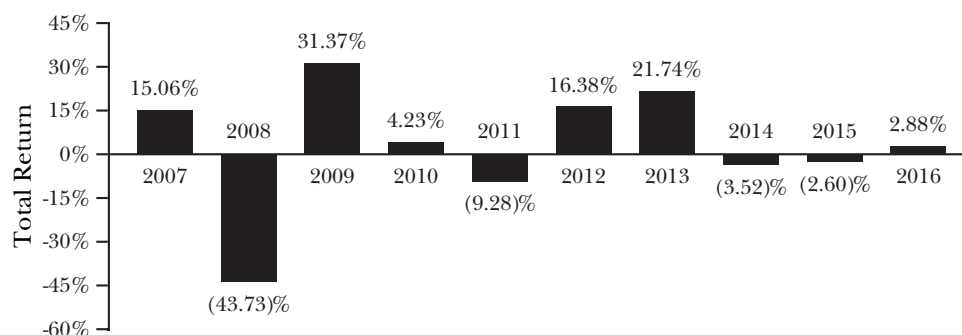
- **Financial Sector Risk.** The Fund currently invests a significant portion of its assets in the financial sector, and therefore the Fund's performance could be negatively impacted by events affecting this sector. The financial sector includes, for example, banks and financial institutions providing mortgage and mortgage related services. This sector can be significantly affected by, among other things, changes in interest rates, government regulation, the rate of defaults on corporate, consumer and government debt, the availability and cost of capital, and fallout from the housing and sub-prime mortgage crisis.
- **Foreign Securities Risk.** Investments in non-U.S. securities involve political, regulatory, and economic risks that may not be present in U.S. securities. For example, investments in non-U.S. securities may be subject to risk of loss due to foreign currency fluctuations, political or economic instability, or geographic events that adversely impact issuers of foreign securities. Investments in non-U.S. securities also may be subject to withholding or other taxes and may be subject to additional trading, settlement, custodial, and operational risks. These and other factors can make investments in the Fund more volatile and potentially less liquid than other types of investments and may be heightened in connection with investments in developing or emerging markets countries.
- **Geographic Investment Risk.** To the extent the Fund invests a significant portion of its assets in securities of companies of a single country or region, it is more likely to be impacted by events or conditions affecting that country or region. The Fund currently invests a significant portion of its assets in companies organized in Japan and Europe, particularly the United Kingdom, although this may change from time to time. In June 2016, the United Kingdom voted in a referendum to leave the European Union ("EU"). It is currently expected that the United Kingdom will withdraw from the EU by March 2019, but the precise timeframe for "Brexit" is uncertain. Brexit may have a significant impact on the economies of the United Kingdom and Europe as well as the broader global economy, which may result in increased volatility and illiquidity, and potentially lower economic growth in these markets.
- **Geopolitical Risk.** Some countries and regions in which the Fund invests have experienced security concerns, war, threats of war, aggression and/or conflict, terrorism, economic uncertainty, natural and environmental disasters and/or systemic market dislocations (including due to events outside of such countries or regions) that have led, and in the future may lead, to increased short-term market volatility and may have adverse long-term effects on the U.S. and world economies and markets generally, each of which may negatively impact the Fund's investments.
- **Index and Data Risk.** The Fund is not "actively" managed and seeks to track the price and yield performance, before fees and expenses, of the Index. The Index provider has the right to make adjustments to the Index or to cease making the Index available without regard to the particular interests of the Fund or its shareholders. If the computers or other facilities of the Index provider, Index calculation agent, data providers and/or relevant stock exchange malfunction for any reason, calculation and dissemination of Index values may be delayed and trading in Fund shares may be suspended for a period of time. Errors in Index data, Index calculations and/or the construction of the Index may occur from time to time and may not be identified and/or corrected by the Index provider, Index calculation agent or other applicable party for a period of time or at all, which may have an adverse impact on the Fund and its shareholders. The potential risk of continuing error may be particularly heightened in the case of the Index, which is generally not used as a benchmark by other funds or managers.
- **Investment Style Risk.** The Fund invests in the securities included in, or representative of, the Index regardless of their investment merit. The Fund does not attempt to outperform the Index or take defensive positions in declining markets. As a result, the Fund's performance may be adversely affected by a general decline in the market segments relating to the Index.
- **Issuer-Specific Risk.** Issuer-specific events, including changes in the actual or perceived financial condition of an issuer, can have a negative impact on the value of the Fund.
- **Mid-Capitalization Investing Risk.** The Fund may invest in the securities of mid-capitalization companies. As a result, the Fund's performance may be adversely affected if securities of mid-capitalization companies underperform securities of other capitalization ranges or the market as a whole. Securities of mid-capitalization companies are often less stable and more vulnerable to market volatility and adverse economic developments than securities of larger companies.
- **Large-Capitalization Investing Risk.** The Fund may invest in the securities of large-capitalization companies. As a result, the Fund's performance may be adversely affected if securities of large-capitalization companies

underperform securities of smaller-capitalization companies or the market as a whole. Large-capitalization companies may adapt more slowly to new competitive challenges and be subject to slower growth during times of economic expansion.

- **Non-Correlation Risk.** As with all index funds, the performance of the Fund and its Index may differ from each other for a variety of reasons.
- **Non-Diversification Risk.** The Fund is considered to be non-diversified, which means that it may invest more of its assets in the securities of a single issuer or a smaller number of issuers than if it were a diversified fund. To the extent the Fund invests a significant percentage of its assets in a limited number of issuers, the Fund is subject to the risks of investing in those few issuers, and may be more susceptible to a single adverse economic or regulatory occurrence. As a result, changes in the market value of a single security could cause greater fluctuations in the value of Fund shares than would occur in a diversified fund.
- **Operational Risk.** The Fund and its service providers may experience disruptions that arise from human error, processing and communications errors, counterparty or third-party errors, technology or systems failures, any of which may have an adverse impact on the Fund.

## Fund Performance

Historical Fund performance, which varies over time, can provide an indication of the risks of investing in the Fund. The bar chart that follows shows the annual total returns of the Fund for each full calendar year since the Fund commenced operations. The table that follows the bar chart shows the Fund's average annual total returns, both before and after taxes. This table also shows how the Fund's performance compares to the Index and that of a relevant broad-based securities index. Index returns do not reflect deductions for fees, expenses or taxes. All returns assume reinvestment of dividends and distributions. The Fund's past performance (before and after taxes) is not necessarily an indication of how the Fund will perform in the future.



The Fund's year-to-date total return as of June 30, 2017 was 12.75%.

## Best and Worst Quarter Returns (for the periods reflected in the bar chart above)

	Return	Quarter/Year
Highest Return	24.41%	2Q/2009
Lowest Return	(19.97)%	4Q/2008

After-tax returns are calculated using the highest historical individual federal marginal income tax rates and do not reflect the impact of state and local taxes. Actual after-tax returns depend on your tax situation and may differ from those shown and are not relevant if you hold your shares through tax-deferred arrangements, such as 401(k) plans or individual retirement accounts. In some cases the return after taxes may exceed the return before taxes due to an assumed tax benefit from any losses on a sale of Fund shares at the end of the measurement period.

## Average Annual Total Returns for the periods ending December 31, 2016

WisdomTree International Equity Fund	1 Year	5 Years	10 Years
Return Before Taxes Based on NAV	2.88%	6.50%	0.97%
Return After Taxes on Distributions	2.03%	5.44%	0.24%
Return After Taxes on Distributions and Sale of Fund Shares	2.27%	4.92%	0.77%



<b>WisdomTree International Equity Fund</b>	<b>1 Year</b>	<b>5 Years</b>	<b>10 Years</b>
WisdomTree International Equity Index (Reflects no deduction for fees, expenses or taxes)	3.21%	6.66%	1.28%
MSCI EAFE Index (Reflects no deduction for fees, expenses or taxes)	1.00%	6.53%	0.75%

## **Management**

### **Investment Adviser and Sub-Adviser**

WisdomTree Asset Management, Inc. serves as investment adviser to the Fund. Mellon Capital Management Corporation serves as sub-adviser to the Fund.

### **Portfolio Managers**

The Fund is managed by Mellon Capital's Equity Portfolio Management team. The individual members of the team jointly and primarily responsible for the day-to-day management of the Fund's portfolio are described below.

Karen Q. Wong, CFA, a Managing Director, Head of Equity Portfolio Management, has been a portfolio manager of the Fund since February 2008.

Richard A. Brown, CFA, a Managing Director and Senior Portfolio Manager, Equity Portfolio Management, has been a portfolio manager of the Fund since February 2008.

Thomas J. Durante, CFA, a Managing Director and Senior Portfolio Manager, Equity Portfolio Management, has been a portfolio manager of the Fund since February 2008.

### **Buying and Selling Fund Shares**

The Fund is an ETF. This means that shares of the Fund are listed on a national securities exchange, such as NYSE Arca, and trade at market prices. Most investors will buy and sell shares of the Fund through brokers. Because Fund shares trade at market prices rather than NAV, shares may trade at a price greater than NAV (premium) or less than NAV (discount).

The Fund issues and redeems shares at NAV only in large blocks of shares ("Creation Units"), which only certain institutions or large investors (typically market makers or other broker-dealers) may purchase or redeem. Currently, Creation Units generally consist of 50,000 shares, though this may change from time to time. Creation Units are not expected to consist of less than 25,000 shares. The Fund issues and redeems Creation Units in exchange for a portfolio of securities and/or U.S. cash.

### **Tax Information**

The Fund intends to make distributions that may be taxed as ordinary income, qualified dividend income, or capital gains.

### **Payments to Broker-Dealers and Other Financial Intermediaries**

If you purchase shares of the Fund through a broker-dealer or other financial intermediary (such as a bank) (an "Intermediary"), WisdomTree Asset Management or its affiliates may pay Intermediaries for certain activities related to the Fund, including participation in activities that are designed to make Intermediaries more knowledgeable about exchange traded products, including the Fund, or for other activities, such as marketing, educational training or other initiatives related to the sale or promotion of Fund shares. These payments may create a conflict of interest by influencing the Intermediary and your salesperson to recommend the Fund over another investment. Any such arrangements do not result in increased Fund expenses. Ask your salesperson or visit the Intermediary's website for more information.

# WisdomTree International High Dividend Fund

## Investment Objective

The WisdomTree International High Dividend Fund (the “Fund”) seeks to track the price and yield performance, before fees and expenses, of the WisdomTree International High Dividend Index (the “Index”).

## Fees and Expenses of the Fund

The following table describes the fees and expenses you may pay if you buy and hold shares of the Fund. The fees are expressed as a percentage of the Fund’s average net assets.

<b>Shareholder Fees</b> (fees paid directly from your investment)	None
<b>Annual Fund Operating Expenses</b> (expenses that you pay each year as a percentage of the value of your investment)	
Management Fees	0.58%
Distribution and/or Service (12b-1) Fees	None
Other Expenses	0.00%
<b>Total Annual Fund Operating Expenses</b>	0.58%

## Example

The following example is intended to help retail investors compare the cost of investing in the Fund with the cost of investing in other funds. It illustrates the hypothetical expenses that such investors would incur over various periods if they were to invest \$10,000 in the Fund for the time periods indicated and then redeem all of the shares at the end of those periods. This example assumes that the Fund provides a return of 5% a year and that operating expenses remain the same. This example does not include the brokerage commissions that retail investors may pay to buy and sell shares of the Fund. Although your actual costs may be higher or lower, based on these assumptions, your costs would be:

	<b>1 Year</b>	<b>3 Years</b>	<b>5 Years</b>	<b>10 Years</b>
	\$ 59	\$ 186	\$ 324	\$ 726

## Portfolio Turnover

The Fund pays transaction costs, such as commissions, when it buys and sells securities (or “turns over” its portfolio). A higher portfolio turnover rate may indicate higher transaction costs and may result in higher taxes when Fund shares are held in a taxable account. These costs, which are not reflected in annual fund operating expenses or in the example, affect the Fund’s performance. During the most recent fiscal year, the Fund’s portfolio turnover rate was 29% of the average value of its portfolio, excluding the value of portfolio securities received or delivered as a result of in-kind creations or redemptions of the Fund’s capital shares.

## Principal Investment Strategies of the Fund

The Fund employs a “passive management” – or indexing – investment approach designed to track the performance of the Index. The Fund generally uses a representative sampling strategy to achieve its investment objective, meaning it generally will invest in a sample of the securities in the Index whose risk, return and other characteristics resemble the risk, return and other characteristics of the Index as a whole. Under normal circumstances, at least 95% of the Fund’s total assets (exclusive of collateral held from securities lending) will be invested in component securities of the Index and investments that have economic characteristics that are substantially identical to the economic characteristics of such component securities.

The Index is a fundamentally weighted index that is comprised of companies with high dividend yields selected from the WisdomTree International Equity Index, which defines the dividend-paying universe of companies in the industrialized world, excluding Canada and the United States. To be eligible for inclusion in the Index, a company must meet the following criteria: (i) incorporation in one of 15 developed European countries (Austria, Belgium, Denmark, Finland, France, Germany, Ireland, Italy, Netherlands, Norway, Portugal, Spain, Sweden, Switzerland, or the United Kingdom), Israel, Japan, Australia, New Zealand, Hong Kong or Singapore; (ii) payment of at least \$5 million in cash dividends on shares of common stock in the annual cycle prior to the annual Index screening date; (iii) market capitalization of at least \$200 million as of the annual Index screening date; (iv) average daily dollar trading volume of at least \$200,000 for three months preceding the annual Index screening date; and (v) trading of at least 250,000 shares per month for each of the six months preceding the annual Index screening date. Securities



eligible for inclusion in the Index are ranked by dividend yield. Securities ranking in the highest 30% by dividend yield are selected for inclusion in the Index. If a company currently in the Index is no longer ranked in the top 30% by dividend yield at the time of the annual Index screening date but remains ranked in the top 35% by dividend yield, the company will remain in the Index.

Securities are weighted in the Index based on dividends paid over the prior annual cycle. Companies that pay a greater total dollar amount of dividends are more heavily weighted. To derive a company's initial Index weight, (i) *multiply* the U.S. dollar value of the company's annual gross dividend per share by the number of common shares outstanding for that company (the "Cash Dividend Factor"); (ii) calculate the Cash Dividend Factor for each company; (iii) add together all of the companies' Cash Dividend Factors; and (iv) *divide* the company's Cash Dividend Factor by the sum of all Cash Dividend Factors. At the time of the Index's annual screening date, the maximum weight of any security in the Index is capped at 5%. The maximum weight of any one sector and any one country in the Index, at the time of the Index's annual screening date, is capped at 25%; however, security, sector and/or country weights may fluctuate above the specified cap in response to market conditions and/or the application of volume factor adjustments. The Index methodology applies a volume factor adjustment to reduce a component security's weight in the Index and reallocate the reduction in weight pro rata among the other securities if, as of the annual Index screening date, a component security no longer meets certain trading volume thresholds.

WisdomTree Investments, Inc. ("WisdomTree Investments"), as Index provider, currently uses Standard & Poor's Global Industry Classification Standards ("S&P GICS") to define companies within a sector. The following sectors are included in the Index: consumer discretionary, consumer staples, energy, financials, health care, industrials, information technology, materials, real estate, telecommunication services, and utilities. A sector is comprised of multiple industries. For example, the energy sector is comprised of companies in, among others, the natural gas, oil and petroleum industries. As of June 30, 2017, a significant portion of the Index is comprised of companies in the financial sector.

To the extent the Index concentrates (*i.e.*, holds 25% or more of its total assets) in the securities of a particular industry or group of industries, the Fund will concentrate its investments to approximately the same extent as the Index.

### **Principal Risks of Investing in the Fund**

You can lose money on your investment in the Fund. The Fund is subject to the risks described below. Some or all of these risks may adversely affect the Fund's net asset value per share ("NAV"), trading price, yield, total return and/or ability to meet its objectives. For more information about the risks of investing in the Fund, see the sections in the Fund's Prospectus titled "Additional Principal Risk Information About the Funds" and "Additional Non-Principal Risk Information."

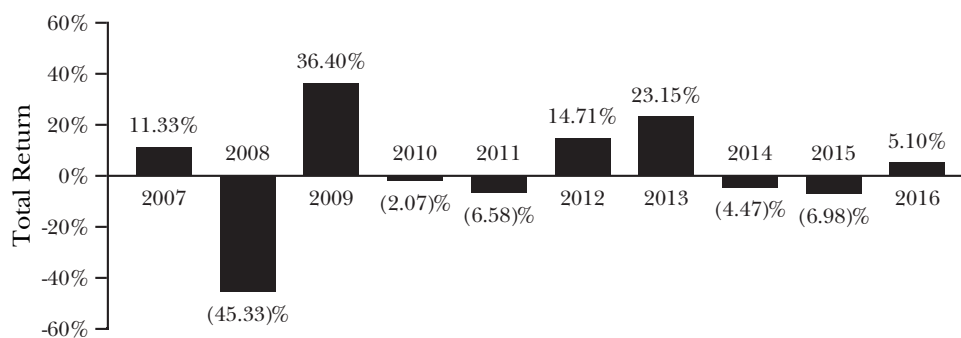
- **Investment Risk.** As with all investments, an investment in the Fund is subject to investment risk. Investors in the Fund could lose money, including the possible loss of the entire principal amount of an investment, over short or long periods of time.
- **Market Risk.** The trading prices of equity securities and other instruments fluctuate in response to a variety of factors, such as economic, financial or political events that impact the entire market, market segments, or specific issuers. The Fund's NAV and market price may fluctuate significantly in response to these and other factors. As a result, an investor could lose money over short or long periods of time.
- **Shares of the Fund May Trade at Prices Other Than NAV.** As with all exchange-traded funds ("ETFs"), Fund shares may be bought and sold in the secondary market at market prices. The trading prices of the Fund's shares in the secondary market generally differ from the Fund's daily NAV and there may be times when the market price of the shares is more than the NAV (premium) or less than the NAV (discount). This risk is heightened in times of market volatility or periods of steep market declines. Because securities held by the Fund trade on foreign exchanges that are closed when the Fund's primary listing exchange is open, the Fund is likely to experience premiums and discounts greater than those of domestic ETFs.
- **Currency Exchange Rate Risk.** Changes in currency exchange rates and the relative value of non-U.S. currencies will affect the value of the Fund's investment and the value of your Fund shares. Currency exchange rates can be very volatile and can change quickly and unpredictably. As a result, the value of an investment in the Fund may change quickly and without warning and you may lose money.

- **Cyber Security Risk.** The Fund and its service providers may be susceptible to operational and information security risks resulting from a breach in cyber security, including cyber-attacks. A breach in cyber security, intentional or unintentional, may adversely impact the Fund in many ways, including, but not limited to, disruption of the Fund's operational capacity, loss of proprietary information, theft or corruption of data, denial-of-service attacks on websites or network resources, and the unauthorized release of confidential information. Cyber-attacks affecting the Fund's third-party service providers, market makers, Authorized Participants, or the issuers of securities in which the Fund invests may subject the Fund to many of the same risks associated with direct cyber security breaches.
- **Dividend Paying Securities Risk.** Securities that pay dividends, as a group, may be out of favor with the market and underperform the overall equity market or stocks of companies that do not pay dividends. In addition, changes in the dividend policies of the companies held by the Fund or the capital resources available for such company's dividend payments may adversely affect the Fund.
- **Financial Sector Risk.** The Fund currently invests a significant portion of its assets in the financial sector, and therefore the Fund's performance could be negatively impacted by events affecting this sector. The financial sector includes, for example, banks and financial institutions providing mortgage and mortgage related services. This sector can be significantly affected by, among other things, changes in interest rates, government regulation, the rate of defaults on corporate, consumer and government debt, the availability and cost of capital, and fallout from the housing and sub-prime mortgage crisis.
- **Foreign Securities Risk.** Investments in non-U.S. securities involve political, regulatory, and economic risks that may not be present in U.S. securities. For example, investments in non-U.S. securities may be subject to risk of loss due to foreign currency fluctuations, political or economic instability, or geographic events that adversely impact issuers of foreign securities. Investments in non-U.S. securities also may be subject to withholding or other taxes and may be subject to additional trading, settlement, custodial, and operational risks. These and other factors can make investments in the Fund more volatile and potentially less liquid than other types of investments and may be heightened in connection with investments in developing or emerging markets countries.
- **Geographic Investment Risk.** To the extent the Fund invests a significant portion of its assets in securities of companies of a single country or region, it is more likely to be impacted by events or conditions affecting that country or region. The Fund currently invests a significant portion of its assets in companies organized in Europe, particularly the United Kingdom, although this may change from time to time. In June 2016, the United Kingdom voted in a referendum to leave the European Union ("EU"). It is currently expected that the United Kingdom will withdraw from the EU by March 2019, but the precise timeframe for "Brexit" is uncertain. Brexit may have a significant impact on the economies of the United Kingdom and Europe as well as the broader global economy, which may result in increased volatility and illiquidity, and potentially lower economic growth in these markets.
- **Geopolitical Risk.** Some countries and regions in which the Fund invests have experienced security concerns, war, threats of war, aggression and/or conflict, terrorism, economic uncertainty, natural and environmental disasters and/or systemic market dislocations (including due to events outside of such countries or regions) that have led, and in the future may lead, to increased short-term market volatility and may have adverse long-term effects on the U.S. and world economies and markets generally, each of which may negatively impact the Fund's investments.
- **Index and Data Risk.** The Fund is not "actively" managed and seeks to track the price and yield performance, before fees and expenses, of the Index. The Index provider has the right to make adjustments to the Index or to cease making the Index available without regard to the particular interests of the Fund or its shareholders. If the computers or other facilities of the Index provider, Index calculation agent, data providers and/or relevant stock exchange malfunction for any reason, calculation and dissemination of Index values may be delayed and trading in Fund shares may be suspended for a period of time. Errors in Index data, Index calculations and/or the construction of the Index may occur from time to time and may not be identified and/or corrected by the Index provider, Index calculation agent or other applicable party for a period of time or at all, which may have an adverse impact on the Fund and its shareholders. The potential risk of continuing error may be particularly heightened in the case of the Index, which is generally not used as a benchmark by other funds or managers.

- **Investment Style Risk.** The Fund invests in the securities included in, or representative of, the Index regardless of their investment merit. The Fund does not attempt to outperform the Index or take defensive positions in declining markets. As a result, the Fund's performance may be adversely affected by a general decline in the market segments relating to the Index.
- **Issuer-Specific Risk.** Issuer-specific events, including changes in the actual or perceived financial condition of an issuer, can have a negative impact on the value of the Fund.
- **Large-Capitalization Investing Risk.** The Fund may invest in the securities of large-capitalization companies. As a result, the Fund's performance may be adversely affected if securities of large-capitalization companies underperform securities of smaller-capitalization companies or the market as a whole. Large-capitalization companies may adapt more slowly to new competitive challenges and be subject to slower growth during times of economic expansion.
- **Non-Correlation Risk.** As with all index funds, the performance of the Fund and its Index may differ from each other for a variety of reasons.
- **Non-Diversification Risk.** The Fund is considered to be non-diversified, which means that it may invest more of its assets in the securities of a single issuer or a smaller number of issuers than if it were a diversified fund. To the extent the Fund invests a significant percentage of its assets in a limited number of issuers, the Fund is subject to the risks of investing in those few issuers, and may be more susceptible to a single adverse economic or regulatory occurrence. As a result, changes in the market value of a single security could cause greater fluctuations in the value of Fund shares than would occur in a diversified fund.
- **Operational Risk.** The Fund and its service providers may experience disruptions that arise from human error, processing and communications errors, counterparty or third-party errors, technology or systems failures, any of which may have an adverse impact on the Fund.

### Fund Performance

Historical Fund performance, which varies over time, can provide an indication of the risks of investing in the Fund. The bar chart that follows shows the annual total returns of the Fund for each full calendar year since the Fund commenced operations. The table that follows the bar chart shows the Fund's average annual total returns, both before and after taxes. This table also shows how the Fund's performance compares to the Index and that of a relevant broad-based securities index. Index returns do not reflect deductions for fees, expenses or taxes. All returns assume reinvestment of dividends and distributions. The Fund's past performance (before and after taxes) is not necessarily an indication of how the Fund will perform in the future.



The Fund's year-to-date total return as of June 30, 2017 was 10.78%.

### Best and Worst Quarter Returns (for the periods reflected in the bar chart above)

	Return	Quarter/Year
Highest Return	24.97%	2Q/2009
Lowest Return	(23.28)%	4Q/2008

After-tax returns are calculated using the highest historical individual federal marginal income tax rates and do not reflect the impact of state and local taxes. Actual after-tax returns depend on your tax situation and may differ from those shown and are not relevant if you hold your shares through tax-deferred arrangements, such as 401(k) plans

or individual retirement accounts. In some cases the return after taxes may exceed the return before taxes due to an assumed tax benefit from any losses on a sale of Fund shares at the end of the measurement period.

#### **Average Annual Total Returns for the periods ending December 31, 2016**

<b>WisdomTree International High Dividend Fund</b>	<b>1 Year</b>	<b>5 Years</b>	<b>10 Years</b>
Return Before Taxes Based on NAV	5.10%	5.70%	0.02%
Return After Taxes on Distributions	4.03%	4.43%	(0.90)%
Return After Taxes on Distributions and Sale of Fund Shares	3.64%	4.26%	0.06%
WisdomTree International High Dividend Index (Reflects no deduction for fees, expenses or taxes)	5.49%	6.05%	0.50%
MSCI EAFE Value Index (Reflects no deduction for fees, expenses or taxes)	5.02%	6.28%	(0.22)%

#### **Management**

##### **Investment Adviser and Sub-Adviser**

WisdomTree Asset Management, Inc. serves as investment adviser to the Fund. Mellon Capital Management Corporation serves as sub-adviser to the Fund.

##### **Portfolio Managers**

The Fund is managed by Mellon Capital's Equity Portfolio Management team. The individual members of the team jointly and primarily responsible for the day-to-day management of the Fund's portfolio are described below.

Karen Q. Wong, CFA, a Managing Director, Head of Equity Portfolio Management, has been a portfolio manager of the Fund since February 2008.

Richard A. Brown, CFA, a Managing Director and Senior Portfolio Manager, Equity Portfolio Management, has been a portfolio manager of the Fund since February 2008.

Thomas J. Durante, CFA, a Managing Director and Senior Portfolio Manager, Equity Portfolio Management, has been a portfolio manager of the Fund since February 2008.

##### **Buying and Selling Fund Shares**

The Fund is an ETF. This means that shares of the Fund are listed on a national securities exchange, such as NYSE Arca, and trade at market prices. Most investors will buy and sell shares of the Fund through brokers. Because Fund shares trade at market prices rather than NAV, shares may trade at a price greater than NAV (premium) or less than NAV (discount).

The Fund issues and redeems shares at NAV only in large blocks of shares ("Creation Units"), which only certain institutions or large investors (typically market makers or other broker-dealers) may purchase or redeem. Currently, Creation Units generally consist of 50,000 shares, though this may change from time to time. Creation Units are not expected to consist of less than 25,000 shares. The Fund issues and redeems Creation Units in exchange for a portfolio of securities and/or U.S. cash.

##### **Tax Information**

The Fund intends to make distributions that may be taxed as ordinary income, qualified dividend income, or capital gains.

##### **Payments to Broker-Dealers and Other Financial Intermediaries**

If you purchase shares of the Fund through a broker-dealer or other financial intermediary (such as a bank) (an "Intermediary"), WisdomTree Asset Management or its affiliates may pay Intermediaries for certain activities related to the Fund, including participation in activities that are designed to make Intermediaries more knowledgeable about exchange traded products, including the Fund, or for other activities, such as marketing, educational training or other initiatives related to the sale or promotion of Fund shares. These payments may create a conflict of interest by influencing the Intermediary and your salesperson to recommend the Fund over another investment. Any such arrangements do not result in increased Fund expenses. Ask your salesperson or visit the Intermediary's website for more information.

# WisdomTree International LargeCap Dividend Fund

## Investment Objective

The WisdomTree International LargeCap Dividend Fund (the “Fund”) seeks to track the price and yield performance, before fees and expenses, of the WisdomTree International LargeCap Dividend Index (the “Index”).

## Fees and Expenses of the Fund

The following table describes the fees and expenses you may pay if you buy and hold shares of the Fund. The fees are expressed as a percentage of the Fund’s average net assets.

<b>Shareholder Fees</b> (fees paid directly from your investment)	None
<b>Annual Fund Operating Expenses</b> (expenses that you pay each year as a percentage of the value of your investment)	
Management Fees	0.48%
Distribution and/or Service (12b-1) Fees	None
Other Expenses	0.00%
<b>Total Annual Fund Operating Expenses</b>	0.48%

## Example

The following example is intended to help retail investors compare the cost of investing in the Fund with the cost of investing in other funds. It illustrates the hypothetical expenses that such investors would incur over various periods if they were to invest \$10,000 in the Fund for the time periods indicated and then redeem all of the shares at the end of those periods. This example assumes that the Fund provides a return of 5% a year and that operating expenses remain the same. This example does not include the brokerage commissions that retail investors may pay to buy and sell shares of the Fund. Although your actual costs may be higher or lower, based on these assumptions, your costs would be:

	<b>1 Year</b>	<b>3 Years</b>	<b>5 Years</b>	<b>10 Years</b>
	\$ 49	\$ 154	\$ 269	\$ 604

## Portfolio Turnover

The Fund pays transaction costs, such as commissions, when it buys and sells securities (or “turns over” its portfolio). A higher portfolio turnover rate may indicate higher transaction costs and may result in higher taxes when Fund shares are held in a taxable account. These costs, which are not reflected in annual fund operating expenses or in the example, affect the Fund’s performance. During the most recent fiscal year, the Fund’s portfolio turnover rate was 15% of the average value of its portfolio, excluding the value of portfolio securities received or delivered as a result of in-kind creations or redemptions of the Fund’s capital shares.

## Principal Investment Strategies of the Fund

The Fund employs a “passive management” – or indexing – investment approach designed to track the performance of the Index. The Fund generally uses a representative sampling strategy to achieve its investment objective, meaning it generally will invest in a sample of the securities in the Index whose risk, return and other characteristics resemble the risk, return and other characteristics of the Index as a whole. Under normal circumstances, at least 95% of the Fund’s total assets (exclusive of collateral held from securities lending) will be invested in component securities of the Index and investments that have economic characteristics that are substantially identical to the economic characteristics of such component securities.

The Index is a fundamentally weighted index that is comprised of the large-capitalization segment of the dividend-paying market in the industrialized world outside the U.S. and Canada. Constituent companies are selected from the WisdomTree International Equity Index, which defines the dividend-paying universe of companies in the industrialized world, excluding Canada and the United States. The Index is comprised of the 300 largest companies ranked by market capitalization from the WisdomTree International Equity Index, as of the annual Index screening date. As of June 30, 2017, the Index had a market capitalization range from \$4.8 billion to \$271.2 billion, with an average market capitalization of \$55.5 billion. To be eligible for inclusion in the Index, a company must meet the following criteria: (i) incorporation in one of 15 developed European countries (Austria, Belgium, Denmark, Finland, France, Germany, Ireland, Italy, Netherlands, Norway, Portugal, Spain, Sweden, Switzerland, or the United Kingdom), Israel, Japan, Australia, New Zealand, Hong Kong or Singapore; (ii) payment of at least \$5 million in



cash dividends on shares of common stock in the annual cycle prior to the annual Index screening date; (iii) market capitalization of at least \$100 million as of the annual Index screening date; (iv) average daily dollar trading volume of at least \$100,000 for three months preceding the annual Index screening date; and (v) trading of at least 250,000 shares per month for each of the six months preceding the annual Index screening date.

Securities are weighted in the Index based on dividends paid over the prior annual cycle. Companies that pay a greater total dollar amount of dividends are more heavily weighted. To derive a company's initial Index weight, (i) *multiply* the U.S. dollar value of the company's annual gross dividend per share by the number of common shares outstanding for that company (the "Cash Dividend Factor"); (ii) calculate the Cash Dividend Factor for each company; (iii) add together all of the companies' Cash Dividend Factors; and (iv) *divide* the company's Cash Dividend Factor by the sum of all Cash Dividend Factors. The maximum weight of any one sector and any one country in the Index, at the time of the Index's annual screening date, is capped at 25%; however, sector and/or country weights may fluctuate above the specified cap in response to market conditions and/or the application of volume factor adjustments. The Index methodology applies a volume factor adjustment to reduce a component security's weight in the Index and reallocate the reduction in weight pro rata among the other securities if, as of the annual Index screening date, a component security no longer meets certain trading volume thresholds.

WisdomTree Investments, Inc. ("WisdomTree Investments"), as Index provider, currently uses Standard & Poor's Global Industry Classification Standards ("S&P GICS") to define companies within a sector. The following sectors are included in the Index: consumer discretionary, consumer staples, energy, financials, health care, industrials, information technology, materials, real estate, telecommunication services, and utilities. A sector is comprised of multiple industries. For example, the energy sector is comprised of companies in, among others, the natural gas, oil and petroleum industries. As of June 30, 2017, a significant portion of the Index is comprised of companies in the financial sector.

To the extent the Index concentrates (*i.e.*, holds 25% or more of its total assets) in the securities of a particular industry or group of industries, the Fund will concentrate its investments to approximately the same extent as the Index.

### **Principal Risks of Investing in the Fund**

You can lose money on your investment in the Fund. The Fund is subject to the risks described below. Some or all of these risks may adversely affect the Fund's net asset value per share ("NAV"), trading price, yield, total return and/or ability to meet its objectives. For more information about the risks of investing in the Fund, see the sections in the Fund's Prospectus titled "Additional Principal Risk Information About the Funds" and "Additional Non-Principal Risk Information."

- **Investment Risk.** As with all investments, an investment in the Fund is subject to investment risk. Investors in the Fund could lose money, including the possible loss of the entire principal amount of an investment, over short or long periods of time.
- **Market Risk.** The trading prices of equity securities and other instruments fluctuate in response to a variety of factors, such as economic, financial or political events that impact the entire market, market segments, or specific issuers. The Fund's NAV and market price may fluctuate significantly in response to these and other factors. As a result, an investor could lose money over short or long periods of time.
- **Shares of the Fund May Trade at Prices Other Than NAV.** As with all exchange-traded funds ("ETFs"), Fund shares may be bought and sold in the secondary market at market prices. The trading prices of the Fund's shares in the secondary market generally differ from the Fund's daily NAV and there may be times when the market price of the shares is more than the NAV (premium) or less than the NAV (discount). This risk is heightened in times of market volatility or periods of steep market declines. Because securities held by the Fund trade on foreign exchanges that are closed when the Fund's primary listing exchange is open, the Fund is likely to experience premiums and discounts greater than those of domestic ETFs.
- **Currency Exchange Rate Risk.** Changes in currency exchange rates and the relative value of non-U.S. currencies will affect the value of the Fund's investment and the value of your Fund shares. Currency exchange rates can be very volatile and can change quickly and unpredictably. As a result, the value of an investment in the Fund may change quickly and without warning and you may lose money.
- **Cyber Security Risk.** The Fund and its service providers may be susceptible to operational and information security risks resulting from a breach in cyber security, including cyber-attacks. A breach in cyber security, intentional or unintentional, may adversely impact the Fund in many ways, including, but not limited to,



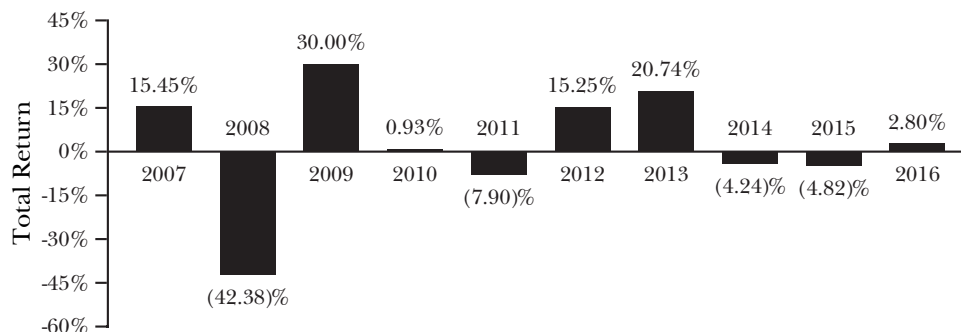
disruption of the Fund's operational capacity, loss of proprietary information, theft or corruption of data, denial-of-service attacks on websites or network resources, and the unauthorized release of confidential information. Cyber-attacks affecting the Fund's third-party service providers, market makers, Authorized Participants, or the issuers of securities in which the Fund invests may subject the Fund to many of the same risks associated with direct cyber security breaches.

- **Dividend Paying Securities Risk.** Securities that pay dividends, as a group, may be out of favor with the market and underperform the overall equity market or stocks of companies that do not pay dividends. In addition, changes in the dividend policies of the companies held by the Fund or the capital resources available for such company's dividend payments may adversely affect the Fund.
- **Financial Sector Risk.** The Fund currently invests a significant portion of its assets in the financial sector, and therefore the Fund's performance could be negatively impacted by events affecting this sector. The financial sector includes, for example, banks and financial institutions providing mortgage and mortgage related services. This sector can be significantly affected by, among other things, changes in interest rates, government regulation, the rate of defaults on corporate, consumer and government debt, the availability and cost of capital, and fallout from the housing and sub-prime mortgage crisis.
- **Foreign Securities Risk.** Investments in non-U.S. securities involve political, regulatory, and economic risks that may not be present in U.S. securities. For example, investments in non-U.S. securities may be subject to risk of loss due to foreign currency fluctuations, political or economic instability, or geographic events that adversely impact issuers of foreign securities. Investments in non-U.S. securities also may be subject to withholding or other taxes and may be subject to additional trading, settlement, custodial, and operational risks. These and other factors can make investments in the Fund more volatile and potentially less liquid than other types of investments and may be heightened in connection with investments in developing or emerging markets countries.
- **Geographic Investment Risk.** To the extent the Fund invests a significant portion of its assets in securities of companies of a single country or region, it is more likely to be impacted by events or conditions affecting that country or region. The Fund currently invests a significant portion of its assets in companies organized in Europe, particularly the United Kingdom, although this may change from time to time. In June 2016, the United Kingdom voted in a referendum to leave the European Union ("EU"). It is currently expected that the United Kingdom will withdraw from the EU by March 2019, but the precise timeframe for "Brexit" is uncertain. Brexit may have a significant impact on the economies of the United Kingdom and Europe as well as the broader global economy, which may result in increased volatility and illiquidity, and potentially lower economic growth in these markets.
- **Geopolitical Risk.** Some countries and regions in which the Fund invests have experienced security concerns, war, threats of war, aggression and/or conflict, terrorism, economic uncertainty, natural and environmental disasters and/or systemic market dislocations (including due to events outside of such countries or regions) that have led, and in the future may lead, to increased short-term market volatility and may have adverse long-term effects on the U.S. and world economies and markets generally, each of which may negatively impact the Fund's investments.
- **Index and Data Risk.** The Fund is not "actively" managed and seeks to track the price and yield performance, before fees and expenses, of the Index. The Index provider has the right to make adjustments to the Index or to cease making the Index available without regard to the particular interests of the Fund or its shareholders. If the computers or other facilities of the Index provider, Index calculation agent, data providers and/or relevant stock exchange malfunction for any reason, calculation and dissemination of Index values may be delayed and trading in Fund shares may be suspended for a period of time. Errors in Index data, Index calculations and/or the construction of the Index may occur from time to time and may not be identified and/or corrected by the Index provider, Index calculation agent or other applicable party for a period of time or at all, which may have an adverse impact on the Fund and its shareholders. The potential risk of continuing error may be particularly heightened in the case of the Index, which is generally not used as a benchmark by other funds or managers.
- **Investment Style Risk.** The Fund invests in the securities included in, or representative of, the Index regardless of their investment merit. The Fund does not attempt to outperform the Index or take defensive positions in declining markets. As a result, the Fund's performance may be adversely affected by a general decline in the market segments relating to the Index.

- **Issuer-Specific Risk.** Issuer-specific events, including changes in the actual or perceived financial condition of an issuer, can have a negative impact on the value of the Fund.
- **Large-Capitalization Investing Risk.** The Fund invests primarily in the securities of large-capitalization companies. As a result, the Fund's performance may be adversely affected if securities of large-capitalization companies underperform securities of smaller-capitalization companies or the market as a whole. Large-capitalization companies may adapt more slowly to new competitive challenges and be subject to slower growth during times of economic expansion.
- **Non-Correlation Risk.** As with all index funds, the performance of the Fund and its Index may differ from each other for a variety of reasons.
- **Non-Diversification Risk.** The Fund is considered to be non-diversified, which means that it may invest more of its assets in the securities of a single issuer or a smaller number of issuers than if it were a diversified fund. To the extent the Fund invests a significant percentage of its assets in a limited number of issuers, the Fund is subject to the risks of investing in those few issuers, and may be more susceptible to a single adverse economic or regulatory occurrence. As a result, changes in the market value of a single security could cause greater fluctuations in the value of Fund shares than would occur in a diversified fund.
- **Operational Risk.** The Fund and its service providers may experience disruptions that arise from human error, processing and communications errors, counterparty or third-party errors, technology or systems failures, any of which may have an adverse impact on the Fund.

### Fund Performance

Historical Fund performance, which varies over time, can provide an indication of the risks of investing in the Fund. The bar chart that follows shows the annual total returns of the Fund for each full calendar year since the Fund commenced operations. The table that follows the bar chart shows the Fund's average annual total returns, both before and after taxes. This table also shows how the Fund's performance compares to the Index and that of a relevant broad-based securities index. Index returns do not reflect deductions for fees, expenses or taxes. All returns assume reinvestment of dividends and distributions. The Fund's past performance (before and after taxes) is not necessarily an indication of how the Fund will perform in the future.



The Fund's year-to-date total return as of June 30, 2017 was 11.49%.

### Best and Worst Quarter Returns (for the periods reflected in the bar chart above)

	Return	Quarter/Year
Highest Return	23.28%	2Q/2009
Lowest Return	(19.83)%	4Q/2008

After-tax returns are calculated using the highest historical individual federal marginal income tax rates and do not reflect the impact of state and local taxes. Actual after-tax returns depend on your tax situation and may differ from those shown and are not relevant if you hold your shares through tax-deferred arrangements, such as 401(k) plans or individual retirement accounts. In some cases the return after taxes may exceed the return before taxes due to an assumed tax benefit from any losses on a sale of Fund shares at the end of the measurement period.

**Average Annual Total Returns for the periods ending December 31, 2016**

<b>WisdomTree International LargeCap Dividend Fund</b>	<b>1 Year</b>	<b>5 Years</b>	<b>10 Years</b>
Return Before Taxes Based on NAV	2.80%	5.45%	0.47%
Return After Taxes on Distributions	1.93%	4.41%	(0.27)%
Return After Taxes on Distributions and Sale of Fund Shares	2.27%	4.13%	0.43%
WisdomTree International LargeCap Dividend Index (Reflects no deduction for fees, expenses or taxes)	2.98%	5.75%	0.75%
MSCI EAFE Index (Reflects no deduction for fees, expenses or taxes)	1.00%	6.53%	0.75%

**Management****Investment Adviser and Sub-Adviser**

WisdomTree Asset Management, Inc. serves as investment adviser to the Fund. Mellon Capital Management Corporation serves as sub-adviser to the Fund.

**Portfolio Managers**

The Fund is managed by Mellon Capital's Equity Portfolio Management team. The individual members of the team jointly and primarily responsible for the day-to-day management of the Fund's portfolio are described below.

Karen Q. Wong, CFA, a Managing Director, Head of Equity Portfolio Management, has been a portfolio manager of the Fund since February 2008.

Richard A. Brown, CFA, a Managing Director and Senior Portfolio Manager, Equity Portfolio Management, has been a portfolio manager of the Fund since February 2008.

Thomas J. Durante, CFA, a Managing Director and Senior Portfolio Manager, Equity Portfolio Management, has been a portfolio manager of the Fund since February 2008.

**Buying and Selling Fund Shares**

The Fund is an ETF. This means that shares of the Fund are listed on a national securities exchange, such as NYSE Arca, and trade at market prices. Most investors will buy and sell shares of the Fund through brokers. Because Fund shares trade at market prices rather than NAV, shares may trade at a price greater than NAV (premium) or less than NAV (discount).

The Fund issues and redeems shares at NAV only in large blocks of shares ("Creation Units"), which only certain institutions or large investors (typically market makers or other broker-dealers) may purchase or redeem. Currently, Creation Units generally consist of 50,000 shares, though this may change from time to time. Creation Units are not expected to consist of less than 25,000 shares. The Fund issues and redeems Creation Units in exchange for a portfolio of securities and/or U.S. cash.

**Tax Information**

The Fund intends to make distributions that may be taxed as ordinary income, qualified dividend income, or capital gains.

**Payments to Broker-Dealers and Other Financial Intermediaries**

If you purchase shares of the Fund through a broker-dealer or other financial intermediary (such as a bank) (an "Intermediary"), WisdomTree Asset Management or its affiliates may pay Intermediaries for certain activities related to the Fund, including participation in activities that are designed to make Intermediaries more knowledgeable about exchange traded products, including the Fund, or for other activities, such as marketing, educational training or other initiatives related to the sale or promotion of Fund shares. These payments may create a conflict of interest by influencing the Intermediary and your salesperson to recommend the Fund over another investment. Any such arrangements do not result in increased Fund expenses. Ask your salesperson or visit the Intermediary's website for more information.

# WisdomTree International MidCap Dividend Fund

## Investment Objective

The WisdomTree International MidCap Dividend Fund (the “Fund”) seeks to track the price and yield performance, before fees and expenses, of the WisdomTree International MidCap Dividend Index (the “Index”).

## Fees and Expenses of the Fund

The following table describes the fees and expenses you may pay if you buy and hold shares of the Fund. The fees are expressed as a percentage of the Fund’s average net assets.

<b>Shareholder Fees</b> (fees paid directly from your investment)	None
<b>Annual Fund Operating Expenses</b> (expenses that you pay each year as a percentage of the value of your investment)	
Management Fees	0.58%
Distribution and/or Service (12b-1) Fees	None
Other Expenses	0.00%
<b>Total Annual Fund Operating Expenses</b>	0.58%

## Example

The following example is intended to help retail investors compare the cost of investing in the Fund with the cost of investing in other funds. It illustrates the hypothetical expenses that such investors would incur over various periods if they were to invest \$10,000 in the Fund for the time periods indicated and then redeem all of the shares at the end of those periods. This example assumes that the Fund provides a return of 5% a year and that operating expenses remain the same. This example does not include the brokerage commissions that retail investors may pay to buy and sell shares of the Fund. Although your actual costs may be higher or lower, based on these assumptions, your costs would be:

	<b>1 Year</b>	<b>3 Years</b>	<b>5 Years</b>	<b>10 Years</b>
	\$ 59	\$ 186	\$ 324	\$ 726

## Portfolio Turnover

The Fund pays transaction costs, such as commissions, when it buys and sells securities (or “turns over” its portfolio). A higher portfolio turnover rate may indicate higher transaction costs and may result in higher taxes when Fund shares are held in a taxable account. These costs, which are not reflected in annual fund operating expenses or in the example, affect the Fund’s performance. During the most recent fiscal year, the Fund’s portfolio turnover rate was 31% of the average value of its portfolio, excluding the value of portfolio securities received or delivered as a result of in-kind creations or redemptions of the Fund’s capital shares.

## Principal Investment Strategies of the Fund

The Fund employs a “passive management” – or indexing – investment approach designed to track the performance of the Index. The Fund generally uses a representative sampling strategy to achieve its investment objective, meaning it generally will invest in a sample of the securities in the Index whose risk, return and other characteristics resemble the risk, return and other characteristics of the Index as a whole. Under normal circumstances, at least 95% of the Fund’s total assets (exclusive of collateral held from securities lending) will be invested in component securities of the Index and investments that have economic characteristics that are substantially identical to the economic characteristics of such component securities.

The Index is a fundamentally weighted index that is comprised of the mid-capitalization segment of the dividend-paying market in the industrialized world outside the U.S. and Canada. Constituent companies are selected from the WisdomTree International Equity Index, which defines the dividend-paying universe of companies in the industrialized world, excluding Canada and the United States. The Index is comprised of the companies that compose the top 75% of the market capitalization of the WisdomTree International Equity Index, as of the annual Index screening date, after the 300 largest companies have been removed. As of June 30, 2017, the Index had a market capitalization range from \$2.4 billion to \$15 billion, with an average market capitalization of \$6.3 billion. To be eligible for inclusion in the Index, a company must meet the following criteria: (i) incorporation in one of 15 developed European countries (Austria, Belgium, Denmark, Finland, France, Germany, Ireland, Italy, Netherlands, Norway, Portugal, Spain, Sweden, Switzerland, or the United Kingdom), Israel, Japan, Australia, New Zealand,

Hong Kong or Singapore; (ii) payment of at least \$5 million in cash dividends on shares of common stock in the annual cycle prior to the annual Index screening date; (iii) market capitalization of at least \$100 million as of the annual Index screening date; (iv) average daily dollar trading volume of at least \$100,000 for three months preceding the annual Index screening date; and (v) trading of at least 250,000 shares per month for each of the six months preceding the annual Index screening date.

Securities are weighted in the Index based on dividends paid over the prior annual cycle. Companies that pay a greater total dollar amount of dividends are more heavily weighted. To derive a company's initial Index weight, (i) *multiply* the U.S. dollar value of the company's annual gross dividend per share by the number of common shares outstanding for that company (the "Cash Dividend Factor"); (ii) calculate the Cash Dividend Factor for each company; (iii) add together all of the companies' Cash Dividend Factors; and (iv) *divide* the company's Cash Dividend Factor by the sum of all Cash Dividend Factors. The maximum weight of any one sector and any one country in the Index, at the time of the Index's annual screening date, is capped at 25%; however, sector and/or country weights may fluctuate above the specified cap in response to market conditions and/or the application of volume factor adjustments. The Index methodology applies a volume factor adjustment to reduce a component security's weight in the Index and reallocate the reduction in weight pro rata among the other securities if, as of the annual Index screening date, a component security no longer meets certain trading volume thresholds.

WisdomTree Investments, Inc. ("WisdomTree Investments"), as Index provider, currently uses Standard & Poor's Global Industry Classification Standards ("S&P GICS") to define companies within a sector. The following sectors are included in the Index: consumer discretionary, consumer staples, energy, financials, health care, industrials, information technology, materials, real estate, telecommunication services, and utilities. A sector is comprised of multiple industries. For example, the energy sector is comprised of companies in, among others, the natural gas, oil and petroleum industries. As of June 30, 2017, a significant portion of the Index is comprised of companies in the consumer discretionary, financial and industrial sectors.

To the extent the Index concentrates (*i.e.*, holds 25% or more of its total assets) in the securities of a particular industry or group of industries, the Fund will concentrate its investments to approximately the same extent as the Index.

### **Principal Risks of Investing in the Fund**

You can lose money on your investment in the Fund. The Fund is subject to the risks described below. Some or all of these risks may adversely affect the Fund's net asset value per share ("NAV"), trading price, yield, total return and/or ability to meet its objectives. For more information about the risks of investing in the Fund, see the sections in the Fund's Prospectus titled "Additional Principal Risk Information About the Funds" and "Additional Non-Principal Risk Information."

- **Investment Risk.** As with all investments, an investment in the Fund is subject to investment risk. Investors in the Fund could lose money, including the possible loss of the entire principal amount of an investment, over short or long periods of time.
- **Market Risk.** The trading prices of equity securities and other instruments fluctuate in response to a variety of factors, such as economic, financial or political events that impact the entire market, market segments, or specific issuers. The Fund's NAV and market price may fluctuate significantly in response to these and other factors. As a result, an investor could lose money over short or long periods of time.
- **Shares of the Fund May Trade at Prices Other Than NAV.** As with all exchange-traded funds ("ETFs"), Fund shares may be bought and sold in the secondary market at market prices. The trading prices of the Fund's shares in the secondary market generally differ from the Fund's daily NAV and there may be times when the market price of the shares is more than the NAV (premium) or less than the NAV (discount). This risk is heightened in times of market volatility or periods of steep market declines. Because securities held by the Fund trade on foreign exchanges that are closed when the Fund's primary listing exchange is open, the Fund is likely to experience premiums and discounts greater than those of domestic ETFs.
- **Consumer Discretionary Sector Risk.** The Fund currently invests a significant portion of its assets in the consumer discretionary sector, and therefore the Fund's performance could be negatively impacted by events affecting this sector. The consumer discretionary sector includes, for example, automobile, textile, retail, and media companies. This sector can be significantly affected by, among other things, economic growth, worldwide demand, social trends, consumers' disposable income levels, and propensity to spend.



- **Currency Exchange Rate Risk.** Changes in currency exchange rates and the relative value of non-U.S. currencies will affect the value of the Fund's investment and the value of your Fund shares. Currency exchange rates can be very volatile and can change quickly and unpredictably. As a result, the value of an investment in the Fund may change quickly and without warning and you may lose money.
- **Cyber Security Risk.** The Fund and its service providers may be susceptible to operational and information security risks resulting from a breach in cyber security, including cyber-attacks. A breach in cyber security, intentional or unintentional, may adversely impact the Fund in many ways, including, but not limited to, disruption of the Fund's operational capacity, loss of proprietary information, theft or corruption of data, denial-of-service attacks on websites or network resources, and the unauthorized release of confidential information. Cyber-attacks affecting the Fund's third-party service providers, market makers, Authorized Participants, or the issuers of securities in which the Fund invests may subject the Fund to many of the same risks associated with direct cyber security breaches.
- **Dividend Paying Securities Risk.** Securities that pay dividends, as a group, may be out of favor with the market and underperform the overall equity market or stocks of companies that do not pay dividends. In addition, changes in the dividend policies of the companies held by the Fund or the capital resources available for such company's dividend payments may adversely affect the Fund.
- **Financial Sector Risk.** The Fund currently invests a significant portion of its assets in the financial sector, and therefore the Fund's performance could be negatively impacted by events affecting this sector. The financial sector includes, for example, banks and financial institutions providing mortgage and mortgage related services. This sector can be significantly affected by, among other things, changes in interest rates, government regulation, the rate of defaults on corporate, consumer and government debt, the availability and cost of capital, and fallout from the housing and sub-prime mortgage crisis.
- **Foreign Securities Risk.** Investments in non-U.S. securities involve political, regulatory, and economic risks that may not be present in U.S. securities. For example, investments in non-U.S. securities may be subject to risk of loss due to foreign currency fluctuations, political or economic instability, or geographic events that adversely impact issuers of foreign securities. Investments in non-U.S. securities also may be subject to withholding or other taxes and may be subject to additional trading, settlement, custodial, and operational risks. These and other factors can make investments in the Fund more volatile and potentially less liquid than other types of investments and may be heightened in connection with investments in developing or emerging markets countries.
- **Geographic Investment Risk.** To the extent the Fund invests a significant portion of its assets in securities of companies of a single country or region, it is more likely to be impacted by events or conditions affecting that country or region. The Fund currently invests a significant portion of its assets in companies organized in Japan and Europe, particularly the United Kingdom, although this may change from time to time. In June 2016, the United Kingdom voted in a referendum to leave the European Union ("EU"). It is currently expected that the United Kingdom will withdraw from the EU by March 2019, but the precise timeframe for "Brexit" is uncertain. Brexit may have a significant impact on the economies of the United Kingdom and Europe as well as the broader global economy, which may result in increased volatility and illiquidity, and potentially lower economic growth in these markets.
- **Geopolitical Risk.** Some countries and regions in which the Fund invests have experienced security concerns, war, threats of war, aggression and/or conflict, terrorism, economic uncertainty, natural and environmental disasters and/or systemic market dislocations (including due to events outside of such countries or regions) that have led, and in the future may lead, to increased short-term market volatility and may have adverse long-term effects on the U.S. and world economies and markets generally, each of which may negatively impact the Fund's investments.
- **Industrial Sector Risk.** The Fund currently invests a significant portion of its assets in the industrial sector, and therefore the Fund's performance could be negatively impacted by events affecting this sector. The industrial sector includes, for example, aerospace and defense, non-residential construction, engineering, machinery, transportation, and commercial and professional services companies. This sector can be significantly affected by, among other things, business cycle fluctuations, worldwide economy growth, government and corporate spending, supply and demand for specific products and manufacturing, and government regulation.
- **Index and Data Risk.** The Fund is not "actively" managed and seeks to track the price and yield performance, before fees and expenses, of the Index. The Index provider has the right to make adjustments to the Index or to

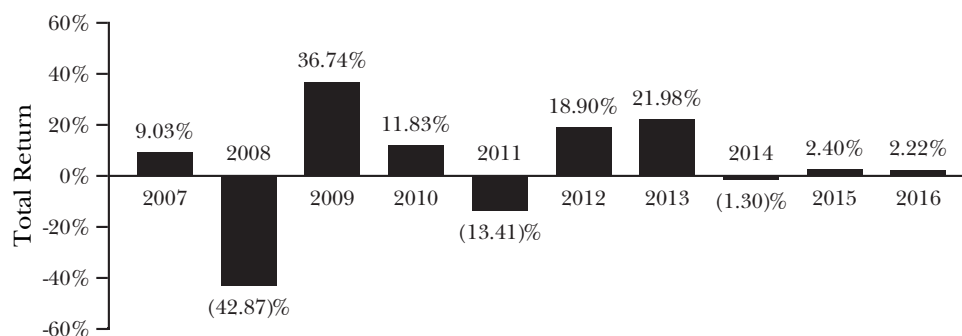


cease making the Index available without regard to the particular interests of the Fund or its shareholders. If the computers or other facilities of the Index provider, Index calculation agent, data providers and/or relevant stock exchange malfunction for any reason, calculation and dissemination of Index values may be delayed and trading in Fund shares may be suspended for a period of time. Errors in Index data, Index calculations and/or the construction of the Index may occur from time to time and may not be identified and/or corrected by the Index provider, Index calculation agent or other applicable party for a period of time or at all, which may have an adverse impact on the Fund and its shareholders. The potential risk of continuing error may be particularly heightened in the case of the Index, which is generally not used as a benchmark by other funds or managers.

- **Investment Style Risk.** The Fund invests in the securities included in, or representative of, the Index regardless of their investment merit. The Fund does not attempt to outperform the Index or take defensive positions in declining markets. As a result, the Fund's performance may be adversely affected by a general decline in the market segments relating to the Index.
- **Issuer-Specific Risk.** Issuer-specific events, including changes in the actual or perceived financial condition of an issuer, can have a negative impact on the value of the Fund.
- **Mid-Capitalization Investing Risk.** The Fund invests primarily in the securities of mid-capitalization companies. As a result, the Fund's performance may be adversely affected if securities of mid-capitalization companies underperform securities of other capitalization ranges or the market as a whole. Securities of mid-capitalization companies are often less stable and more vulnerable to market volatility and adverse economic developments than securities of larger companies.
- **Non-Correlation Risk.** As with all index funds, the performance of the Fund and its Index may differ from each other for a variety of reasons.
- **Non-Diversification Risk.** The Fund is considered to be non-diversified, which means that it may invest more of its assets in the securities of a single issuer or a smaller number of issuers than if it were a diversified fund. To the extent the Fund invests a significant percentage of its assets in a limited number of issuers, the Fund is subject to the risks of investing in those few issuers, and may be more susceptible to a single adverse economic or regulatory occurrence. As a result, changes in the market value of a single security could cause greater fluctuations in the value of Fund shares than would occur in a diversified fund.
- **Operational Risk.** The Fund and its service providers may experience disruptions that arise from human error, processing and communications errors, counterparty or third-party errors, technology or systems failures, any of which may have an adverse impact on the Fund.

## Fund Performance

Historical Fund performance, which varies over time, can provide an indication of the risks of investing in the Fund. The bar chart that follows shows the annual total returns of the Fund for each full calendar year since the Fund commenced operations. The table that follows the bar chart shows the Fund's average annual total returns, both before and after taxes. This table also shows how the Fund's performance compares to the Index and that of a relevant broad-based securities index. Index returns do not reflect deductions for fees, expenses or taxes. All returns assume reinvestment of dividends and distributions. The Fund's past performance (before and after taxes) is not necessarily an indication of how the Fund will perform in the future.



The Fund's year-to-date total return as of June 30, 2017 was 16.03%.

**Best and Worst Quarter Returns (for the periods reflected in the bar chart above)**

	Return	Quarter/Year
Highest Return	27.01%	2Q/2009
Lowest Return	(19.35)%	4Q/2008

After-tax returns are calculated using the highest historical individual federal marginal income tax rates and do not reflect the impact of state and local taxes. Actual after-tax returns depend on your tax situation and may differ from those shown and are not relevant if you hold your shares through tax-deferred arrangements, such as 401(k) plans or individual retirement accounts. In some cases the return after taxes may exceed the return before taxes due to an assumed tax benefit from any losses on a sale of Fund shares at the end of the measurement period.

**Average Annual Total Returns for the periods ending December 31, 2016**

<b>WisdomTree International MidCap Dividend Fund</b>	<b>1 Year</b>	<b>5 Years</b>	<b>10 Years</b>
Return Before Taxes Based on NAV	2.22%	8.42%	2.14%
Return After Taxes on Distributions	1.58%	7.54%	1.50%
Return After Taxes on Distributions and Sale of Fund Shares	1.89%	6.50%	1.70%
WisdomTree International MidCap Dividend Index (Reflects no deduction for fees, expenses or taxes)	2.58%	8.74%	2.24%
MSCI EAFE Mid Cap Index (Reflects no deduction for fees, expenses or taxes)	0.69%	8.62%	1.36%

**Management****Investment Adviser and Sub-Adviser**

WisdomTree Asset Management, Inc. serves as investment adviser to the Fund. Mellon Capital Management Corporation serves as sub-adviser to the Fund.

**Portfolio Managers**

The Fund is managed by Mellon Capital's Equity Portfolio Management team. The individual members of the team jointly and primarily responsible for the day-to-day management of the Fund's portfolio are described below.

Karen Q. Wong, CFA, a Managing Director, Head of Equity Portfolio Management, has been a portfolio manager of the Fund since February 2008.

Richard A. Brown, CFA, a Managing Director and Senior Portfolio Manager, Equity Portfolio Management, has been a portfolio manager of the Fund since February 2008.

Thomas J. Durante, CFA, a Managing Director and Senior Portfolio Manager, Equity Portfolio Management, has been a portfolio manager of the Fund since February 2008.

**Buying and Selling Fund Shares**

The Fund is an ETF. This means that shares of the Fund are listed on a national securities exchange, such as NYSE Arca, and trade at market prices. Most investors will buy and sell shares of the Fund through brokers. Because Fund shares trade at market prices rather than NAV, shares may trade at a price greater than NAV (premium) or less than NAV (discount).

The Fund issues and redeems shares at NAV only in large blocks of shares ("Creation Units"), which only certain institutions or large investors (typically market makers or other broker-dealers) may purchase or redeem. Currently, Creation Units generally consist of 50,000 shares, though this may change from time to time. Creation Units are not expected to consist of less than 25,000 shares. The Fund issues and redeems Creation Units in exchange for a portfolio of securities and/or U.S. cash.

**Tax Information**

The Fund intends to make distributions that may be taxed as ordinary income, qualified dividend income, or capital gains.

**Payments to Broker-Dealers and Other Financial Intermediaries**

If you purchase shares of the Fund through a broker-dealer or other financial intermediary (such as a bank) (an “Intermediary”), WisdomTree Asset Management or its affiliates may pay Intermediaries for certain activities related to the Fund, including participation in activities that are designed to make Intermediaries more knowledgeable about exchange traded products, including the Fund, or for other activities, such as marketing, educational training or other initiatives related to the sale or promotion of Fund shares. These payments may create a conflict of interest by influencing the Intermediary and your salesperson to recommend the Fund over another investment. Any such arrangements do not result in increased Fund expenses. Ask your salesperson or visit the Intermediary’s website for more information.

# WisdomTree International SmallCap Dividend Fund

## Investment Objective

The WisdomTree International SmallCap Dividend Fund (the “Fund”) seeks to track the price and yield performance, before fees and expenses, of the WisdomTree International SmallCap Dividend Index (the “Index”).

## Fees and Expenses of the Fund

The following table describes the fees and expenses you may pay if you buy and hold shares of the Fund. The fees are expressed as a percentage of the Fund’s average net assets.

<b>Shareholder Fees</b> (fees paid directly from your investment)	None
<b>Annual Fund Operating Expenses</b> (expenses that you pay each year as a percentage of the value of your investment)	
Management Fees	0.58%
Distribution and/or Service (12b-1) Fees	None
Other Expenses	0.00%
<b>Total Annual Fund Operating Expenses</b>	0.58%

## Example

The following example is intended to help retail investors compare the cost of investing in the Fund with the cost of investing in other funds. It illustrates the hypothetical expenses that such investors would incur over various periods if they were to invest \$10,000 in the Fund for the time periods indicated and then redeem all of the shares at the end of those periods. This example assumes that the Fund provides a return of 5% a year and that operating expenses remain the same. This example does not include the brokerage commissions that retail investors may pay to buy and sell shares of the Fund. Although your actual costs may be higher or lower, based on these assumptions, your costs would be:

	<b>1 Year</b>	<b>3 Years</b>	<b>5 Years</b>	<b>10 Years</b>
	\$ 59	\$ 186	\$ 324	\$ 726

## Portfolio Turnover

The Fund pays transaction costs, such as commissions, when it buys and sells securities (or “turns over” its portfolio). A higher portfolio turnover rate may indicate higher transaction costs and may result in higher taxes when Fund shares are held in a taxable account. These costs, which are not reflected in annual fund operating expenses or in the example, affect the Fund’s performance. During the most recent fiscal year, the Fund’s portfolio turnover rate was 38% of the average value of its portfolio, excluding the value of portfolio securities received or delivered as a result of in-kind creations or redemptions of the Fund’s capital shares.

## Principal Investment Strategies of the Fund

The Fund employs a “passive management” – or indexing – investment approach designed to track the performance of the Index. The Fund generally uses a representative sampling strategy to achieve its investment objective, meaning it generally will invest in a sample of the securities in the Index whose risk, return and other characteristics resemble the risk, return and other characteristics of the Index as a whole. Under normal circumstances, at least 95% of the Fund’s total assets (exclusive of collateral held from securities lending) will be invested in component securities of the Index and investments that have economic characteristics that are substantially identical to the economic characteristics of such component securities.

The Index is a fundamentally weighted index that is comprised of the small-capitalization segment of the dividend-paying market in the industrialized world outside the U.S. and Canada. Constituent companies are selected from the WisdomTree International Equity Index, which defines the dividend-paying universe of companies in the industrialized world, excluding Canada and the United States. The Index is comprised of the companies that compose the bottom 25% of the market capitalization of the WisdomTree International Equity Index, as of the annual Index screening date, after the 300 largest companies have been removed. As of June 30, 2017, the Index had a market capitalization range from \$72.7 million to \$3 billion, with an average market capitalization of \$1 billion. To be eligible for inclusion in the Index, a company must meet the following criteria: (i) incorporation in one of 15 developed European countries (Austria, Belgium, Denmark, Finland, France, Germany, Ireland, Italy, Netherlands, Norway, Portugal, Spain, Sweden, Switzerland, or the United Kingdom), Israel, Japan, Australia, New

Zealand, Hong Kong or Singapore; (ii) payment of at least \$5 million in cash dividends on shares of common stock in the annual cycle prior to the annual Index screening date; (iii) market capitalization of at least \$100 million as of the Index screening date; (iv) average daily dollar trading volume of at least \$100,000 for three months preceding the Index screening date; and (v) trading of at least 250,000 shares per month for each of the six months preceding the Index screening date.

Securities are weighted in the Index based on dividends paid over the prior annual cycle. Companies that pay a greater total dollar amount of dividends are more heavily weighted. To derive a company's initial Index weight, (i) *multiply* the U.S. dollar value of the company's annual gross dividend per share by the number of common shares outstanding for that company (the "Cash Dividend Factor"); (ii) calculate the Cash Dividend Factor for each company; (iii) add together all of the companies' Cash Dividend Factors; and (iv) *divide* the company's Cash Dividend Factor by the sum of all Cash Dividend Factors. The maximum weight of any one sector and any one country in the Index, at the time of the Index's annual screening date, is capped at 25%; however, sector and/or country weights may fluctuate above the specified cap in response to market conditions and/or the application of volume factor adjustments. The Index methodology applies a volume factor adjustment to reduce a component security's weight in the Index and reallocate the reduction in weight pro rata among the other securities if, as of the annual Index screening date, a component security no longer meets certain trading volume thresholds.

WisdomTree Investments, Inc. ("WisdomTree Investments"), as Index provider, currently uses Standard & Poor's Global Industry Classification Standards ("S&P GICS") to define companies within a sector. The following sectors are included in the Index: consumer discretionary, consumer staples, energy, financials, health care, industrials, information technology, materials, real estate, telecommunication services, and utilities. A sector is comprised of multiple industries. For example, the energy sector is comprised of companies in, among others, the natural gas, oil and petroleum industries. As of June 30, 2017, a significant portion of the Index is comprised of companies in the consumer discretionary and industrial sectors.

To the extent the Index concentrates (*i.e.*, holds 25% or more of its total assets) in the securities of a particular industry or group of industries, the Fund will concentrate its investments to approximately the same extent as the Index.

### Principal Risks of Investing in the Fund

You can lose money on your investment in the Fund. The Fund is subject to the risks described below. Some or all of these risks may adversely affect the Fund's net asset value per share ("NAV"), trading price, yield, total return and/or ability to meet its objectives. For more information about the risks of investing in the Fund, see the sections in the Fund's Prospectus titled "Additional Principal Risk Information About the Funds" and "Additional Non-Principal Risk Information."

- **Investment Risk.** As with all investments, an investment in the Fund is subject to investment risk. Investors in the Fund could lose money, including the possible loss of the entire principal amount of an investment, over short or long periods of time.
- **Market Risk.** The trading prices of equity securities and other instruments fluctuate in response to a variety of factors, such as economic, financial or political events that impact the entire market, market segments, or specific issuers. The Fund's NAV and market price may fluctuate significantly in response to these and other factors. As a result, an investor could lose money over short or long periods of time.
- **Shares of the Fund May Trade at Prices Other Than NAV.** As with all exchange-traded funds ("ETFs"), Fund shares may be bought and sold in the secondary market at market prices. The trading prices of the Fund's shares in the secondary market generally differ from the Fund's daily NAV and there may be times when the market price of the shares is more than the NAV (premium) or less than the NAV (discount). This risk is heightened in times of market volatility or periods of steep market declines. Because securities held by the Fund trade on foreign exchanges that are closed when the Fund's primary listing exchange is open, the Fund is likely to experience premiums and discounts greater than those of domestic ETFs.
- **Consumer Discretionary Sector Risk.** The Fund currently invests a significant portion of its assets in the consumer discretionary sector, and therefore the Fund's performance could be negatively impacted by events affecting this sector. The consumer discretionary sector includes, for example, automobile, textile, retail, and media companies. This sector can be significantly affected by, among other things, economic growth, worldwide demand, social trends, consumers' disposable income levels, and propensity to spend.

- **Currency Exchange Rate Risk.** Changes in currency exchange rates and the relative value of non-U.S. currencies will affect the value of the Fund's investment and the value of your Fund shares. Currency exchange rates can be very volatile and can change quickly and unpredictably. As a result, the value of an investment in the Fund may change quickly and without warning and you may lose money.
- **Cyber Security Risk.** The Fund and its service providers may be susceptible to operational and information security risks resulting from a breach in cyber security, including cyber-attacks. A breach in cyber security, intentional or unintentional, may adversely impact the Fund in many ways, including, but not limited to, disruption of the Fund's operational capacity, loss of proprietary information, theft or corruption of data, denial-of-service attacks on websites or network resources, and the unauthorized release of confidential information. Cyber-attacks affecting the Fund's third-party service providers, market makers, Authorized Participants, or the issuers of securities in which the Fund invests may subject the Fund to many of the same risks associated with direct cyber security breaches.
- **Dividend Paying Securities Risk.** Securities that pay dividends, as a group, may be out of favor with the market and underperform the overall equity market or stocks of companies that do not pay dividends. In addition, changes in the dividend policies of the companies held by the Fund or the capital resources available for such company's dividend payments may adversely affect the Fund.
- **Foreign Securities Risk.** Investments in non-U.S. securities involve political, regulatory, and economic risks that may not be present in U.S. securities. For example, investments in non-U.S. securities may be subject to risk of loss due to foreign currency fluctuations, political or economic instability, or geographic events that adversely impact issuers of foreign securities. Investments in non-U.S. securities also may be subject to withholding or other taxes and may be subject to additional trading, settlement, custodial, and operational risks. These and other factors can make investments in the Fund more volatile and potentially less liquid than other types of investments and may be heightened in connection with investments in developing or emerging markets countries.
- **Geographic Investment Risk.** To the extent the Fund invests a significant portion of its assets in securities of companies of a single country or region, it is more likely to be impacted by events or conditions affecting that country or region. The Fund currently invests a significant portion of its assets in companies organized in Japan and Europe, particularly the United Kingdom, although this may change from time to time. In June 2016, the United Kingdom voted in a referendum to leave the European Union ("EU"). It is currently expected that the United Kingdom will withdraw from the EU by March 2019, but the precise timeframe for "Brexit" is uncertain. Brexit may have a significant impact on the economies of the United Kingdom and Europe as well as the broader global economy, which may result in increased volatility and illiquidity, and potentially lower economic growth in these markets.
- **Geopolitical Risk.** Some countries and regions in which the Fund invests have experienced security concerns, war, threats of war, aggression and/or conflict, terrorism, economic uncertainty, natural and environmental disasters and/or systemic market dislocations (including due to events outside of such countries or regions) that have led, and in the future may lead, to increased short-term market volatility and may have adverse long-term effects on the U.S. and world economies and markets generally, each of which may negatively impact the Fund's investments.
- **Industrial Sector Risk.** The Fund currently invests a significant portion of its assets in the industrial sector, and therefore the Fund's performance could be negatively impacted by events affecting this sector. The industrial sector includes, for example, aerospace and defense, non-residential construction, engineering, machinery, transportation, and commercial and professional services companies. This sector can be significantly affected by, among other things, business cycle fluctuations, worldwide economy growth, government and corporate spending, supply and demand for specific products and manufacturing, and government regulation.
- **Index and Data Risk.** The Fund is not "actively" managed and seeks to track the price and yield performance, before fees and expenses, of the Index. The Index provider has the right to make adjustments to the Index or to cease making the Index available without regard to the particular interests of the Fund or its shareholders. If the computers or other facilities of the Index provider, Index calculation agent, data providers and/or relevant stock exchange malfunction for any reason, calculation and dissemination of Index values may be delayed and trading in Fund shares may be suspended for a period of time. Errors in Index data, Index calculations and/or the construction of the Index may occur from time to time and may not be identified and/or corrected by the Index

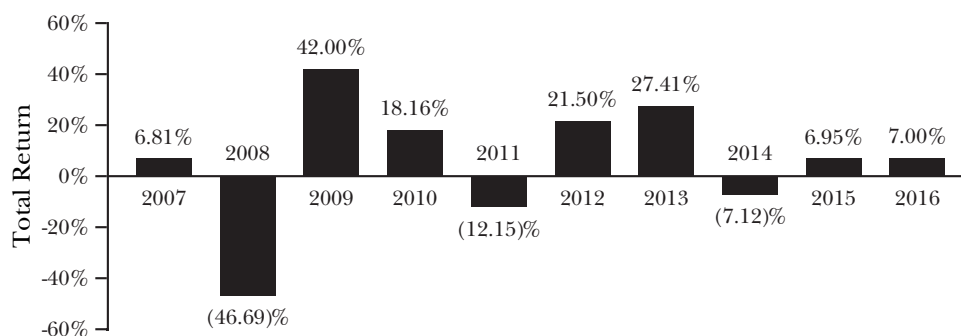


provider, Index calculation agent or other applicable party for a period of time or at all, which may have an adverse impact on the Fund and its shareholders. The potential risk of continuing error may be particularly heightened in the case of the Index, which is generally not used as a benchmark by other funds or managers.

- **Investment Style Risk.** The Fund invests in the securities included in, or representative of, the Index regardless of their investment merit. The Fund does not attempt to outperform the Index or take defensive positions in declining markets. As a result, the Fund's performance may be adversely affected by a general decline in the market segments relating to the Index.
- **Issuer-Specific Risk.** Issuer-specific events, including changes in the actual or perceived financial condition of an issuer, can have a negative impact on the value of the Fund.
- **Non-Correlation Risk.** As with all index funds, the performance of the Fund and its Index may differ from each other for a variety of reasons.
- **Non-Diversification Risk.** The Fund is considered to be non-diversified, which means that it may invest more of its assets in the securities of a single issuer or a smaller number of issuers than if it were a diversified fund. To the extent the Fund invests a significant percentage of its assets in a limited number of issuers, the Fund is subject to the risks of investing in those few issuers, and may be more susceptible to a single adverse economic or regulatory occurrence. As a result, changes in the market value of a single security could cause greater fluctuations in the value of Fund shares than would occur in a diversified fund.
- **Operational Risk.** The Fund and its service providers may experience disruptions that arise from human error, processing and communications errors, counterparty or third-party errors, technology or systems failures, any of which may have an adverse impact on the Fund.
- **Small-Capitalization Investing Risk.** The Fund invests primarily in the securities of small-capitalization companies. As a result, the Fund may be more volatile than funds that invest in larger, more established companies. The securities of small-capitalization companies generally trade in lower volumes and are subject to greater and more unpredictable price changes than larger capitalization stocks or the stock market as a whole. Small-capitalization companies may be particularly sensitive to adverse economic developments as well as changes in interest rates, government regulation, borrowing costs and earnings.

## Fund Performance

Historical Fund performance, which varies over time, can provide an indication of the risks of investing in the Fund. The bar chart that follows shows the annual total returns of the Fund for each full calendar year since the Fund commenced operations. The table that follows the bar chart shows the Fund's average annual total returns, both before and after taxes. This table also shows how the Fund's performance compares to the Index and that of a relevant broad-based securities index. Index returns do not reflect deductions for fees, expenses or taxes. All returns assume reinvestment of dividends and distributions. The Fund's past performance (before and after taxes) is not necessarily an indication of how the Fund will perform in the future.



The Fund's year-to-date total return as of June 30, 2017 was 16.05%.

## Best and Worst Quarter Returns (for the periods reflected in the bar chart above)

	Return	Quarter/Year
Highest Return	27.30%	2Q/2009
Lowest Return	(22.47)%	4Q/2008

After-tax returns are calculated using the highest historical individual federal marginal income tax rates and do not reflect the impact of state and local taxes. Actual after-tax returns depend on your tax situation and may differ from those shown and are not relevant if you hold your shares through tax-deferred arrangements, such as 401(k) plans or individual retirement accounts. In some cases the return after taxes may exceed the return before taxes due to an assumed tax benefit from any losses on a sale of Fund shares at the end of the measurement period.

#### **Average Annual Total Returns for the periods ending December 31, 2016**

<b>WisdomTree International SmallCap Dividend Fund</b>	<b>1 Year</b>	<b>5 Years</b>	<b>10 Years</b>
Return Before Taxes Based on NAV	7.00%	10.47%	3.28%
Return After Taxes on Distributions	6.30%	9.55%	2.60%
Return After Taxes on Distributions and Sale of Fund Shares	4.75%	8.21%	2.55%
WisdomTree International SmallCap Dividend Index (Reflects no deduction for fees, expenses or taxes)	7.75%	11.15%	3.81%
MSCI EAFE Small Cap Index (Reflects no deduction for fees, expenses or taxes)	2.18%	10.56%	2.95%

#### **Management**

##### **Investment Adviser and Sub-Adviser**

WisdomTree Asset Management, Inc. serves as investment adviser to the Fund. Mellon Capital Management Corporation serves as sub-adviser to the Fund.

##### **Portfolio Managers**

The Fund is managed by Mellon Capital's Equity Portfolio Management team. The individual members of the team jointly and primarily responsible for the day-to-day management of the Fund's portfolio are described below.

Karen Q. Wong, CFA, a Managing Director, Head of Equity Portfolio Management, has been a portfolio manager of the Fund since February 2008.

Richard A. Brown, CFA, a Managing Director and Senior Portfolio Manager, Equity Portfolio Management, has been a portfolio manager of the Fund since February 2008.

Thomas J. Durante, CFA, a Managing Director and Senior Portfolio Manager, Equity Portfolio Management, has been a portfolio manager of the Fund since February 2008.

##### **Buying and Selling Fund Shares**

The Fund is an ETF. This means that shares of the Fund are listed on a national securities exchange, such as NYSE Arca, and trade at market prices. Most investors will buy and sell shares of the Fund through brokers. Because Fund shares trade at market prices rather than NAV, shares may trade at a price greater than NAV (premium) or less than NAV (discount).

The Fund issues and redeems shares at NAV only in large blocks of shares ("Creation Units"), which only certain institutions or large investors (typically market makers or other broker-dealers) may purchase or redeem. Currently, Creation Units generally consist of 50,000 shares, though this may change from time to time. Creation Units are not expected to consist of less than 25,000 shares. The Fund issues and redeems Creation Units in exchange for a portfolio of securities and/or U.S. cash.

##### **Tax Information**

The Fund intends to make distributions that may be taxed as ordinary income, qualified dividend income, or capital gains.

##### **Payments to Broker-Dealers and Other Financial Intermediaries**

If you purchase shares of the Fund through a broker-dealer or other financial intermediary (such as a bank) (an "Intermediary"), WisdomTree Asset Management or its affiliates may pay Intermediaries for certain activities related to the Fund, including participation in activities that are designed to make Intermediaries more knowledgeable about exchange traded products, including the Fund, or for other activities, such as marketing, educational training or other initiatives related to the sale or promotion of Fund shares. These payments may create a conflict of interest by influencing the Intermediary and your salesperson to recommend the Fund over another investment.

Any such arrangements do not result in increased Fund expenses. Ask your salesperson or visit the Intermediary's website for more information.

# WisdomTree International Dividend ex-Financials Fund

## Investment Objective

The WisdomTree International Dividend ex-Financials Fund (the “Fund”) seeks to track the price and yield performance, before fees and expenses, of the WisdomTree International Dividend ex-Financials Index (the “Index”).

## Fees and Expenses of the Fund

The following table describes the fees and expenses you may pay if you buy and hold shares of the Fund. The fees are expressed as a percentage of the Fund’s average net assets.

<b>Shareholder Fees</b> (fees paid directly from your investment)	None
<b>Annual Fund Operating Expenses</b> (expenses that you pay each year as a percentage of the value of your investment)	
Management Fees	0.58%
Distribution and/or Service (12b-1) Fees	None
Other Expenses	0.00%
<b>Total Annual Fund Operating Expenses</b>	0.58%

## Example

The following example is intended to help retail investors compare the cost of investing in the Fund with the cost of investing in other funds. It illustrates the hypothetical expenses that such investors would incur over various periods if they were to invest \$10,000 in the Fund for the time periods indicated and then redeem all of the shares at the end of those periods. This example assumes that the Fund provides a return of 5% a year and that operating expenses remain the same. This example does not include the brokerage commissions that retail investors may pay to buy and sell shares of the Fund. Although your actual costs may be higher or lower, based on these assumptions, your costs would be:

	<b>1 Year</b>	<b>3 Years</b>	<b>5 Years</b>	<b>10 Years</b>
	\$ 59	\$ 186	\$ 324	\$ 726

## Portfolio Turnover

The Fund pays transaction costs, such as commissions, when it buys and sells securities (or “turns over” its portfolio). A higher portfolio turnover rate may indicate higher transaction costs and may result in higher taxes when Fund shares are held in a taxable account. These costs, which are not reflected in annual fund operating expenses or in the example, affect the Fund’s performance. During the most recent fiscal year, the Fund’s portfolio turnover rate was 30% of the average value of its portfolio, excluding the value of portfolio securities received or delivered as a result of in-kind creations or redemptions of the Fund’s capital shares.

## Principal Investment Strategies of the Fund

The Fund employs a “passive management” – or indexing – investment approach designed to track the performance of the Index. The Fund generally uses a representative sampling strategy to achieve its investment objective, meaning it generally will invest in a sample of the securities in the Index whose risk, return and other characteristics resemble the risk, return and other characteristics of the Index as a whole. Under normal circumstances, at least 95% of the Fund’s total assets (exclusive of collateral held from securities lending) will be invested in component securities of the Index and investments that have economic characteristics that are substantially identical to the economic characteristics of such component securities.

The Index is a fundamentally weighted index that is comprised of high dividend-yielding international common stocks outside the financial sector. Constituent companies are selected from the WisdomTree International Equity Index, which defines the dividend-paying universe of companies in the industrialized world, excluding Canada and the United States. The Index is comprised of the 10 highest dividend-yielding companies in each sector except financials, selected from the 300 largest companies by market value within the WisdomTree International Equity Index as of the annual Index screening date. To be eligible for inclusion in the Index, a company must meet the following criteria: (i) incorporation in one of 15 developed European countries (Austria, Belgium, Denmark, Finland, France, Germany, Ireland, Italy, Netherlands, Norway, Portugal, Spain, Sweden, Switzerland, or the United Kingdom), Israel, Japan, Australia, New Zealand, Hong Kong or Singapore; (ii) payment of at least \$5 million in

cash dividends on shares of common stock in the annual cycle prior to the annual Index screening date; (iii) market capitalization of at least \$100 million as of the annual Index screening date; (iv) average daily dollar trading volume of at least \$100,000 for three months preceding the annual Index screening date; and (v) trading of at least 250,000 shares per month for each of the six months preceding the annual Index screening date.

Components in the Index are weighted by dividend yield at the time of the International Weighting Date (i.e., a component company's weight in the Index is equal to its dividend yield divided by the sum of all the dividend yields for all the component companies in the Index.) A company's dividend yield is determined by dividing the company's dividend per share by its stock price per share. Companies with a higher dividend yield are more heavily weighted. The maximum weight of any one sector and any one country in the Index, at the time of the Index's annual screening date, is capped at 25%; however, sector and/or country weights may fluctuate above the specified cap in response to market conditions and/or the application of volume factor adjustments. The Index methodology applies a volume factor adjustment to reduce a component security's weight in the Index and reallocate the reduction in weight pro rata among the other securities if, as of the annual Index screening date, a component security no longer meets certain trading volume thresholds.

WisdomTree Investments, Inc. ("WisdomTree Investments"), as Index provider, currently uses Standard & Poor's Global Industry Classification Standards ("S&P GICS") to define companies within a sector. The following sectors are included in the Index: consumer discretionary, consumer staples, energy, health care, industrials, information technology, materials, telecommunication services, and utilities. The financial and real estate sectors are excluded from the Index. A sector is comprised of multiple industries. For example, the energy sector is comprised of companies in, among others, the natural gas, oil and petroleum industries. As of June 30, 2017, a significant portion of the Index is comprised of companies in the telecommunications and utilities sectors.

To the extent the Index concentrates (i.e., holds 25% or more of its total assets) in the securities of a particular industry or group of industries, the Fund will concentrate its investments to approximately the same extent as the Index.

### **Principal Risks of Investing in the Fund**

You can lose money on your investment in the Fund. The Fund is subject to the risks described below. Some or all of these risks may adversely affect the Fund's net asset value per share ("NAV"), trading price, yield, total return and/or ability to meet its objectives. For more information about the risks of investing in the Fund, see the sections in the Fund's Prospectus titled "Additional Principal Risk Information About the Funds" and "Additional Non-Principal Risk Information."

- **Investment Risk.** As with all investments, an investment in the Fund is subject to investment risk. Investors in the Fund could lose money, including the possible loss of the entire principal amount of an investment, over short or long periods of time.
- **Market Risk.** The trading prices of equity securities and other instruments fluctuate in response to a variety of factors, such as economic, financial or political events that impact the entire market, market segments, or specific issuers. The Fund's NAV and market price may fluctuate significantly in response to these and other factors. As a result, an investor could lose money over short or long periods of time.
- **Shares of the Fund May Trade at Prices Other Than NAV.** As with all exchange-traded funds ("ETFs"), Fund shares may be bought and sold in the secondary market at market prices. The trading prices of the Fund's shares in the secondary market generally differ from the Fund's daily NAV and there may be times when the market price of the shares is more than the NAV (premium) or less than the NAV (discount). This risk is heightened in times of market volatility or periods of steep market declines. Because securities held by the Fund trade on foreign exchanges that are closed when the Fund's primary listing exchange is open, the Fund is likely to experience premiums and discounts greater than those of domestic ETFs.
- **Currency Exchange Rate Risk.** Changes in currency exchange rates and the relative value of non-U.S. currencies will affect the value of the Fund's investment and the value of your Fund shares. Currency exchange rates can be very volatile and can change quickly and unpredictably. As a result, the value of an investment in the Fund may change quickly and without warning and you may lose money.
- **Cyber Security Risk.** The Fund and its service providers may be susceptible to operational and information security risks resulting from a breach in cyber security, including cyber-attacks. A breach in cyber security, intentional or unintentional, may adversely impact the Fund in many ways, including, but not limited to,

disruption of the Fund's operational capacity, loss of proprietary information, theft or corruption of data, denial-of-service attacks on websites or network resources, and the unauthorized release of confidential information. Cyber-attacks affecting the Fund's third-party service providers, market makers, Authorized Participants, or the issuers of securities in which the Fund invests may subject the Fund to many of the same risks associated with direct cyber security breaches.

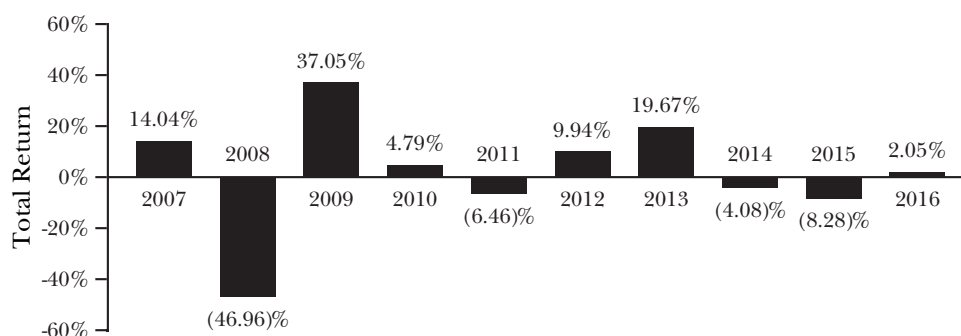
- **Dividend Paying Securities Risk.** Securities that pay dividends, as a group, may be out of favor with the market and underperform the overall equity market or stocks of companies that do not pay dividends. In addition, changes in the dividend policies of the companies held by the Fund or the capital resources available for such company's dividend payments may adversely affect the Fund.
- **Foreign Securities Risk.** Investments in non-U.S. securities involve political, regulatory, and economic risks that may not be present in U.S. securities. For example, investments in non-U.S. securities may be subject to risk of loss due to foreign currency fluctuations, political or economic instability, or geographic events that adversely impact issuers of foreign securities. Investments in non-U.S. securities also may be subject to withholding or other taxes and may be subject to additional trading, settlement, custodial, and operational risks. These and other factors can make investments in the Fund more volatile and potentially less liquid than other types of investments and may be heightened in connection with investments in developing or emerging markets countries.
- **Geographic Investment Risk.** To the extent the Fund invests a significant portion of its assets in securities of companies of a single country or region, it is more likely to be impacted by events or conditions affecting that country or region. The Fund currently invests a significant portion of its assets in companies organized in Japan and Europe, particularly the United Kingdom, although this may change from time to time. In June 2016, the United Kingdom voted in a referendum to leave the European Union ("EU"). It is currently expected that the United Kingdom will withdraw from the EU by March 2019, but the precise timeframe for "Brexit" is uncertain. Brexit may have a significant impact on the economies of the United Kingdom and Europe as well as the broader global economy, which may result in increased volatility and illiquidity, and potentially lower economic growth in these markets.
- **Geopolitical Risk.** Some countries and regions in which the Fund invests have experienced security concerns, war, threats of war, aggression and/or conflict, terrorism, economic uncertainty, natural and environmental disasters and/or systemic market dislocations (including due to events outside of such countries or regions) that have led, and in the future may lead, to increased short-term market volatility and may have adverse long-term effects on the U.S. and world economies and markets generally, each of which may negatively impact the Fund's investments.
- **Index and Data Risk.** The Fund is not "actively" managed and seeks to track the price and yield performance, before fees and expenses, of the Index. The Index provider has the right to make adjustments to the Index or to cease making the Index available without regard to the particular interests of the Fund or its shareholders. If the computers or other facilities of the Index provider, Index calculation agent, data providers and/or relevant stock exchange malfunction for any reason, calculation and dissemination of Index values may be delayed and trading in Fund shares may be suspended for a period of time. Errors in Index data, Index calculations and/or the construction of the Index may occur from time to time and may not be identified and/or corrected by the Index provider, Index calculation agent or other applicable party for a period of time or at all, which may have an adverse impact on the Fund and its shareholders. The potential risk of continuing error may be particularly heightened in the case of the Index, which is generally not used as a benchmark by other funds or managers.
- **Investment Style Risk.** The Fund invests in the securities included in, or representative of, the Index regardless of their investment merit. The Fund does not attempt to outperform the Index or take defensive positions in declining markets. As a result, the Fund's performance may be adversely affected by a general decline in the market segments relating to the Index.
- **Issuer-Specific Risk.** Issuer-specific events, including changes in the actual or perceived financial condition of an issuer, can have a negative impact on the value of the Fund.
- **Large-Capitalization Investing Risk.** The Fund may invest in the securities of large-capitalization companies. As a result, the Fund's performance may be adversely affected if securities of large-capitalization companies underperform securities of smaller-capitalization companies or the market as a whole. Large-capitalization companies may adapt more slowly to new competitive challenges and be subject to slower growth during times of economic expansion.



- **Non-Correlation Risk.** As with all index funds, the performance of the Fund and its Index may differ from each other for a variety of reasons.
- **Non-Diversification Risk.** The Fund is considered to be non-diversified, which means that it may invest more of its assets in the securities of a single issuer or a smaller number of issuers than if it were a diversified fund. To the extent the Fund invests a significant percentage of its assets in a limited number of issuers, the Fund is subject to the risks of investing in those few issuers, and may be more susceptible to a single adverse economic or regulatory occurrence. As a result, changes in the market value of a single security could cause greater fluctuations in the value of Fund shares than would occur in a diversified fund.
- **Operational Risk.** The Fund and its service providers may experience disruptions that arise from human error, processing and communications errors, counterparty or third-party errors, technology or systems failures, any of which may have an adverse impact on the Fund.
- **Telecommunications Sector Risk.** The Fund currently invests a significant portion of its assets in the telecommunication services sector, and therefore the Fund's performance could be negatively impacted by events affecting this sector. The telecommunications sector includes, for example, wireless and fixed-line telecommunications service providers and companies that provide high-density data transmission services through high bandwidth or fiber-optic cable networks. This sector can be significantly affected by, among other things, government intervention and regulation, technological innovations that make existing products and services obsolete, and consumer demand.
- **Utilities Sector Risk.** The Fund currently invests a significant portion of its assets in the utilities sector, and therefore the Fund's performance could be negatively impacted by events affecting this sector. The utilities sector includes, for example, electric, gas, and water utilities and renewable energy companies. These risks include, but are not limited to, changing commodity prices, government regulation stipulating rates charged by utilities, interest rate sensitivity, and the cost of providing the specific utility service.

## Fund Performance

Historical Fund performance, which varies over time, can provide an indication of the risks of investing in the Fund. The bar chart that follows shows the annual total returns of the Fund for each full calendar year since the Fund commenced operations. The table that follows the bar chart shows the Fund's average annual total returns, both before and after taxes. This table also shows how the Fund's performance compares to the Index and that of a relevant broad-based securities index. Index returns do not reflect deductions for fees, expenses or taxes. All returns assume reinvestment of dividends and distributions. The Fund's past performance (before and after taxes) is not necessarily an indication of how the Fund will perform in the future.



The Fund's year-to-date total return as of June 30, 2017 was 10.38%.

## Best and Worst Quarter Returns (for the periods reflected in the bar chart above)

	Return	Quarter/Year
Highest Return	26.30%	2Q/2009
Lowest Return	(24.86)%	4Q/2008

After-tax returns are calculated using the highest historical individual federal marginal income tax rates and do not reflect the impact of state and local taxes. Actual after-tax returns depend on your tax situation and may differ from those shown and are not relevant if you hold your shares through tax-deferred arrangements, such as 401(k) plans

or individual retirement accounts. In some cases the return after taxes may exceed the return before taxes due to an assumed tax benefit from any losses on a sale of Fund shares at the end of the measurement period.

### Average Annual Total Returns for the periods ending December 31, 2016

<b>WisdomTree International Dividend ex-Financials Fund*</b>	<b>1 Year</b>	<b>5 Years</b>	<b>10 Years</b>
Return Before Taxes Based on NAV	2.05%	3.39%	(0.41)%
Return After Taxes on Distributions	1.06%	2.39%	(1.22)%
Return After Taxes on Distributions and Sale of Fund Shares	1.87%	2.66%	(0.14)%
WisdomTree Intl Dividend Top 100/Intl Dividend ex-Financials Spliced Index** (Reflects no deduction for fees, expenses or taxes)	2.35%	3.63%	(0.28)%
MSCI EAFE Value Index (Reflects no deduction for fees, expenses or taxes)	5.02%	6.28%	(0.22)%

\* The Fund's objective changed effective May 7, 2009. Prior to that date, the Fund sought to track the price and yield performance, before fees and expenses, of the WisdomTree International Dividend Top 100 Index. As of May 7, 2009, the Fund's objective seeks to track the price and yield performance, before fees and expenses, of the WisdomTree International Dividend ex-Financials Index.

\*\* Reflects performance of the WisdomTree International Dividend Top 100 Index prior to May 7, 2009 and the WisdomTree International Dividend ex-Financials Index thereafter.

## Management

### Investment Adviser and Sub-Adviser

WisdomTree Asset Management, Inc. serves as investment adviser to the Fund. Mellon Capital Management Corporation serves as sub-adviser to the Fund.

### Portfolio Managers

The Fund is managed by Mellon Capital's Equity Portfolio Management team. The individual members of the team jointly and primarily responsible for the day-to-day management of the Fund's portfolio are described below.

Karen Q. Wong, CFA, a Managing Director, Head of Equity Portfolio Management, has been a portfolio manager of the Fund since February 2008.

Richard A. Brown, CFA, a Managing Director and Senior Portfolio Manager, Equity Portfolio Management, has been a portfolio manager of the Fund since February 2008.

Thomas J. Durante, CFA, a Managing Director and Senior Portfolio Manager, Equity Portfolio Management, has been a portfolio manager of the Fund since February 2008.

### Buying and Selling Fund Shares

The Fund is an ETF. This means that shares of the Fund are listed on a national securities exchange, such as NYSE Arca, and trade at market prices. Most investors will buy and sell shares of the Fund through brokers. Because Fund shares trade at market prices rather than NAV, shares may trade at a price greater than NAV (premium) or less than NAV (discount).

The Fund issues and redeems shares at NAV only in large blocks of shares ("Creation Units"), which only certain institutions or large investors (typically market makers or other broker-dealers) may purchase or redeem. Currently, Creation Units generally consist of 50,000 shares, though this may change from time to time. Creation Units are not expected to consist of less than 25,000 shares. The Fund issues and redeems Creation Units in exchange for a portfolio of securities and/or U.S. cash.

### Tax Information

The Fund intends to make distributions that may be taxed as ordinary income, qualified dividend income, or capital gains.

### Payments to Broker-Dealers and Other Financial Intermediaries

If you purchase shares of the Fund through a broker-dealer or other financial intermediary (such as a bank) (an "Intermediary"), WisdomTree Asset Management or its affiliates may pay Intermediaries for certain activities related to the Fund, including participation in activities that are designed to make Intermediaries more knowledgeable about exchange traded products, including the Fund, or for other activities, such as marketing, educational training or other initiatives related to the sale or promotion of Fund shares. These payments may create a conflict of interest by influencing the Intermediary and your salesperson to recommend the Fund over another investment.

Any such arrangements do not result in increased Fund expenses. Ask your salesperson or visit the Intermediary's website for more information.

# WisdomTree International Quality Dividend Growth Fund

## Investment Objective

The WisdomTree International Quality Dividend Growth Fund (the “Fund”) seeks to track the price and yield performance, before fees and expenses, of the WisdomTree International Quality Dividend Growth Index (the “Index”).

## Fees and Expenses of the Fund

The following table describes the fees and expenses you may pay if you buy and hold shares of the Fund. The fees are expressed as a percentage of the Fund’s average net assets.

<b>Shareholder Fees</b> (fees paid directly from your investment)	None
<b>Annual Fund Operating Expenses</b> (expenses that you pay each year as a percentage of the value of your investment)	
Management Fees	0.48%
Distribution and/or Service (12b-1) Fees	None
Other Expenses	0.00%
<b>Total Annual Fund Operating Expenses</b>	0.48%
Fee Waivers	(0.10)% <sup>1</sup>
<b>Total Annual Fund Operating Expenses After Fee Waivers</b>	0.38% <sup>1</sup>

<sup>1</sup> WisdomTree Asset Management, Inc. (“WisdomTree Asset Management” or the “Adviser”) has contractually agreed to limit the Management Fee to 0.38% through July 31, 2018, unless earlier terminated by the Board of Trustees of WisdomTree Trust (the “Trust”) for any reason at any time.

## Example

The following example is intended to help retail investors compare the cost of investing in the Fund with the cost of investing in other funds. It illustrates the hypothetical expenses that such investors would incur over various periods if they were to invest \$10,000 in the Fund for the time periods indicated and then redeem all of the shares at the end of those periods. This example assumes that the Fund provides a return of 5% a year and that operating expenses remain the same. This example does not include the brokerage commissions that retail investors may pay to buy and sell shares of the Fund. Although your actual costs may be higher or lower, based on these assumptions, your costs would be:

	<b>1 Year</b>	<b>3 Years</b>	<b>5 Years</b>	<b>10 Years</b>
	\$ 39	\$ 144	\$ 259	\$ 594

## Portfolio Turnover

The Fund pays transaction costs, such as commissions, when it buys and sells securities (or “turns over” its portfolio). A higher portfolio turnover rate may indicate higher transaction costs and may result in higher taxes when Fund shares are held in a taxable account. These costs, which are not reflected in annual fund operating expenses or in the example, affect the Fund’s performance. During the most recent fiscal period, the Fund’s portfolio turnover rate was 38% of the average value of its portfolio, excluding the value of portfolio securities received or delivered as a result of in-kind creations or redemptions of the Fund’s capital shares.

## Principal Investment Strategies of the Fund

The Fund employs a “passive management” – or indexing – investment approach designed to track the performance of the Index. The Fund generally uses a representative sampling strategy to achieve its investment objective, meaning it generally will invest in a sample of the securities in the Index whose risk, return and other characteristics resemble the risk, return and other characteristics of the Index as a whole. Under normal circumstances, at least 80% of the Fund’s total assets (exclusive of collateral held from securities lending) will be invested in component securities of the Index and investments that have economic characteristics that are substantially identical to the economic characteristics of such component securities.

The Index consists of dividend-paying common stocks with growth characteristics of companies in the industrialized world, excluding Canada and the United States. The Index is generally comprised of the 300 companies in the WisdomTree International Equity Index with the best combined rank of certain growth and quality factors: specifically long-term earnings growth expectations, return on equity, and return on assets. The WisdomTree International Equity Index is a fundamentally weighted index that is comprised of dividend-paying companies that

pay regular cash dividends. To be eligible for inclusion in the WisdomTree International Equity Index a company must be incorporated in and list its shares on the major stock exchange in one of 15 developed European countries (Austria, Belgium, Denmark, Finland, France, Germany, Ireland, Italy, Netherlands, Norway, Portugal, Spain, Sweden, Switzerland, or the United Kingdom), Israel, Japan, Australia, New Zealand, Hong Kong, or Singapore. Currently a significant portion of the Index is comprised of companies organized in the United Kingdom, although this may change from time to time.

To be eligible for inclusion in the Index, a company must meet the following criteria: (i) payment of at least \$5 million in cash dividends on common shares in the annual cycle prior to the annual Index screening date; (ii) market capitalization of at least \$1 billion as of the Index screening date; (iii) an earnings yield that is greater than its dividend yield; (iv) average daily dollar trading volume of at least \$100,000 for the three months preceding the Index screening date; and (v) trading of at least 250,000 shares per month for each of the six months preceding the Index screening date. Eligible companies are ranked according to a rules-based calculation based on the following three factors, weighted as follows: long-term earnings growth expectations (50%), the historical three-year average return on equity (25%), and the historical three-year average return on assets (25%). The top 300 ranked companies are selected for inclusion in the Index.

Securities are weighted in the Index based on dividends paid over the prior annual cycle. Companies that pay a greater total dollar amount of dividends are more heavily weighted. To derive a company's initial Index weight, (i) *multiply* the U.S. dollar value of the company's annual gross dividend per share by the number of common shares outstanding for that company (the "Cash Dividend Factor"); (ii) calculate the Cash Dividend Factor for each company; (iii) add together all of the companies' Cash Dividend Factors; and (iv) *divide* the company's Cash Dividend Factor by the sum of all Cash Dividend Factors. At the time of the Index's annual screening date, the maximum weight of any security in the Index is capped at 5% and the maximum weight of any one sector or country in the Index is capped at 20%; however, security, sector and country weights may fluctuate above their specified caps in response to market conditions and/or the application of volume factor adjustments. The Index methodology applies a volume factor adjustment to reduce a component security's weight in the Index and reallocate the reduction in weight pro rata among the other securities if, as of the annual Index screening date, a component security no longer meets certain trading volume thresholds.

WisdomTree Investments, Inc. ("WisdomTree Investments"), as Index provider, currently uses Standard & Poor's Global Industry Classification Standards ("S&P GICS") to define companies within a sector. The following sectors are included in the Index: consumer discretionary, consumer staples, energy, financials, health care, industrials, information technology, materials, real estate, telecommunication services, and utilities. A sector is comprised of multiple industries. For example, the energy sector is comprised of companies in, among others, the natural gas, oil and petroleum industries. As of June 30, 2017, a significant portion of the Index is comprised of companies in the consumer discretionary, consumer staples, health care and industrial sectors.

To the extent the Index concentrates (i.e., holds 25% or more of its total assets) in the securities of a particular industry or group of industries, the Fund will concentrate its investments to approximately the same extent as the Index.

### **Principal Risks of Investing in the Fund**

You can lose money on your investment in the Fund. The Fund is subject to the risks described below. Some or all of these risks may adversely affect the Fund's net asset value per share ("NAV"), trading price, yield, total return and/or ability to meet its objectives. For more information about the risks of investing in the Fund, see the sections in the Fund's Prospectus titled "Additional Principal Risk Information About the Funds" and "Additional Non-Principal Risk Information."

- **Investment Risk.** As with all investments, an investment in the Fund is subject to investment risk. Investors in the Fund could lose money, including the possible loss of the entire principal amount of an investment, over short or long periods of time.
- **Market Risk.** The trading prices of equity securities and other instruments fluctuate in response to a variety of factors, such as economic, financial or political events that impact the entire market, market segments, or specific issuers. The Fund's NAV and market price may fluctuate significantly in response to these and other factors. As a result, an investor could lose money over short or long periods of time.
- **Shares of the Fund May Trade at Prices Other Than NAV.** As with all exchange-traded funds ("ETFs"), Fund shares may be bought and sold in the secondary market at market prices. The trading prices of the Fund's shares in the secondary market generally differ from the Fund's daily NAV and there may be times when the market



price of the shares is more than the NAV (premium) or less than the NAV (discount). This risk is heightened in times of market volatility or periods of steep market declines. Because securities held by the Fund trade on foreign exchanges that are closed when the Fund's primary listing exchange is open, the Fund is likely to experience premiums and discounts greater than those of domestic ETFs.

- **Consumer Discretionary Sector Risk.** The Fund currently invests a significant portion of its assets in the consumer discretionary sector, and therefore the Fund's performance could be negatively impacted by events affecting this sector. The consumer discretionary sector includes, for example, automobile, textile, retail, and media companies. This sector can be significantly affected by, among other things, economic growth, worldwide demand, social trends, consumers' disposable income levels, and propensity to spend.
- **Consumer Staples Sector Risk.** The Fund currently invests a significant portion of its assets in the consumer staples sector, and therefore the Fund's performance could be negatively impacted by events affecting this sector. The consumer staples sector includes, for example, food and drug retail and companies whose primary lines of business are food, beverage and other household items, including agricultural products. This sector can be significantly affected by, among other things, changes in price and availability of underlying commodities, rising energy prices and global and economic conditions.
- **Currency Exchange Rate Risk.** Changes in currency exchange rates and the relative value of foreign currencies will affect the value of the Fund's investment and the value of your Fund shares. Currency exchange rates can be very volatile and can change quickly and unpredictably. As a result, the value of an investment in the Fund may change quickly and without warning and you may lose money.
- **Cyber Security Risk.** The Fund and its service providers may be susceptible to operational and information security risks resulting from a breach in cyber security, including cyber-attacks. A breach in cyber security, intentional or unintentional, may adversely impact the Fund in many ways, including, but not limited to, disruption of the Fund's operational capacity, loss of proprietary information, theft or corruption of data, denial-of-service attacks on websites or network resources, and the unauthorized release of confidential information. Cyber-attacks affecting the Fund's third-party service providers, market makers, Authorized Participants, or the issuers of securities in which the Fund invests may subject the Fund to many of the same risks associated with direct cyber security breaches.
- **Dividend Paying Securities Risk.** Securities that pay dividends, as a group, may be out of favor with the market and underperform the overall equity market or stocks of companies that do not pay dividends. In addition, changes in the dividend policies of the companies held by the Fund or the capital resources available for such company's dividend payments may adversely affect the Fund.
- **Foreign Securities Risk.** Investments in non-U.S. securities involve political, regulatory, and economic risks that may not be present in U.S. securities. For example, investments in non-U.S. securities may be subject to risk of loss due to foreign currency fluctuations, political or economic instability, or geographic events that adversely impact issuers of foreign securities. Investments in non-U.S. securities also may be subject to withholding or other taxes and may be subject to additional trading, settlement, custodial, and operational risks. These and other factors can make investments in the Fund more volatile and potentially less liquid than other types of investments and may be heightened in connection with investments in developing or emerging markets countries.
- **Geographic Investment Risk.** To the extent the Fund invests a significant portion of its assets in securities of companies of a single country or region, it is more likely to be impacted by events or conditions affecting that country or region. The Fund currently invests a significant portion of its assets in companies organized in Europe, particularly the United Kingdom, although this may change from time to time. In June 2016, the United Kingdom voted in a referendum to leave the European Union ("EU"). It is currently expected that the United Kingdom will withdraw from the EU by March 2019, but the precise timeframe for "Brexit" is uncertain. Brexit may have a significant impact on the economies of the United Kingdom and Europe as well as the broader global economy, which may result in increased volatility and illiquidity, and potentially lower economic growth in these markets.
- **Geopolitical Risk.** Some countries and regions in which the Fund invests have experienced security concerns, war, threats of war, aggression and/or conflict, terrorism, economic uncertainty, natural and environmental disasters and/or systemic market dislocations (including due to events outside of such countries or regions) that

have led, and in the future may lead, to increased short-term market volatility and may have adverse long-term effects on the U.S. and world economies and markets generally, each of which may negatively impact the Fund's investments.

- **Growth Investing Risk.** Growth stocks, as a group, may be out of favor with the market and underperform value stocks or the overall equity market. Growth stocks are generally more sensitive to market movements than other types of stocks primarily because their prices are based heavily on the future expectations of the economy and the stock's issuing company.
- **Health Care Sector Risk.** The Fund currently invests a significant portion of its assets in the health care sector, and therefore the Fund's performance could be negatively impacted by events affecting this sector. The health care sector includes, for example, biotechnology, pharmaceutical, health care facilities, and health care equipment and supply companies. This sector can be significantly affected by, among other things, lapsing patent protection, technological developments that make drugs obsolete, government regulation, price controls, and approvals for drugs.
- **Industrial Sector Risk.** The Fund currently invests a significant portion of its assets in the industrial sector, and therefore the Fund's performance could be negatively impacted by events affecting this sector. The industrial sector includes, for example, aerospace and defense, non-residential construction, engineering, machinery, transportation, and commercial and professional services companies. The industrial sector can be significantly affected by, among other things, worldwide economy growth, supply and demand for specific products and services, rapid technological developments, and government regulation.
- **Index and Data Risk.** The Fund is not "actively" managed and seeks to track the price and yield performance, before fees and expenses, of the Index. The Index provider has the right to make adjustments to the Index or to cease making the Index available without regard to the particular interests of the Fund or its shareholders. If the computers or other facilities of the Index provider, Index calculation agent, data providers and/or relevant stock exchange malfunction for any reason, calculation and dissemination of Index values may be delayed and trading in Fund shares may be suspended for a period of time. Errors in Index data, Index calculations and/or the construction of the Index may occur from time to time and may not be identified and/or corrected by the Index provider, Index calculation agent or other applicable party for a period of time or at all, which may have an adverse impact on the Fund and its shareholders. The potential risk of continuing error may be particularly heightened in the case of the Index, which is generally not used as a benchmark by other funds or managers.
- **Investment Style Risk.** The Fund invests in the securities included in, or representative of, the Index regardless of their investment merit. The Fund does not attempt to outperform the Index or take defensive positions in declining markets. As a result, the Fund's performance may be adversely affected by a general decline in the market segments relating to the Index.
- **Issuer-Specific Risk.** Issuer-specific events, including changes in the actual or perceived financial condition of an issuer, can have a negative impact on the value of the Fund.
- **Large-Capitalization Investing Risk.** The Fund may invest in the securities of large-capitalization companies. As a result, the Fund's performance may be adversely affected if securities of large-capitalization companies underperform securities of smaller-capitalization companies or the market as a whole. Large-capitalization companies may adapt more slowly to new competitive challenges and be subject to slower growth during times of economic expansion.
- **Mid-Capitalization Investing Risk.** The Fund may invest in the securities of mid-capitalization companies. As a result, the Fund's performance may be adversely affected if securities of mid-capitalization companies underperform securities of other capitalization ranges or the market as a whole. Securities of mid-capitalization companies are often less stable and more vulnerable to market volatility and adverse economic developments than securities of larger companies.
- **Non-Correlation Risk.** As with all index funds, the performance of the Fund and its Index may differ from each other for a variety of reasons.
- **Non-Diversification Risk.** The Fund is considered to be non-diversified, which means that it may invest more of its assets in the securities of a single issuer or a smaller number of issuers than if it were a diversified fund. To the extent the Fund invests a significant percentage of its assets in a limited number of issuers, the Fund is subject to

the risks of investing in those few issuers, and may be more susceptible to a single adverse economic or regulatory occurrence. As a result, changes in the market value of a single security could cause greater fluctuations in the value of Fund shares than would occur in a diversified fund.

- **Operational Risk.** The Fund and its service providers may experience disruptions that arise from human error, processing and communications errors, counterparty or third-party errors, technology or systems failures, any of which may have an adverse impact on the Fund.

### **Fund Performance**

The Fund commenced operations on April 4, 2016, and therefore does not have performance history for a full calendar year. Once the Fund has completed a full calendar year of operations, a bar chart and table will be included that will provide some indication of the risks of investing in the Fund by showing the variability of the Fund's return based on net assets and comparing the Fund's performance to a broad measure of market performance.

### **Management**

#### **Investment Adviser and Sub-Adviser**

WisdomTree Asset Management, Inc. serves as investment adviser to the Fund. Mellon Capital Management Corporation serves as sub-adviser to the Fund.

#### **Portfolio Managers**

The Fund is managed by Mellon Capital's Equity Portfolio Management team. The individual members of the team jointly and primarily responsible for the day-to-day management of the Fund's portfolio are described below.

Karen Q. Wong, CFA, a Managing Director, Head of Equity Portfolio Management, has been a portfolio manager of the Fund since inception.

Richard A. Brown, CFA, a Managing Director and Senior Portfolio Manager, Equity Portfolio Management, has been a portfolio manager of the Fund since inception.

Thomas J. Durante, CFA, a Managing Director and Senior Portfolio Manager, Equity Portfolio Management, has been a portfolio manager of the Fund since inception.

#### **Buying and Selling Fund Shares**

The Fund is an ETF. This means that shares of the Fund are listed on a national securities exchange, such as BATS Exchange, Inc., and trade at market prices. Most investors will buy and sell shares of the Fund through brokers. Because Fund shares trade at market prices rather than NAV, shares may trade at a price greater than NAV (premium) or less than NAV (discount).

The Fund issues and redeems shares at NAV only in large blocks of shares ("Creation Units"), which only certain institutions or large investors (typically market makers or other broker-dealers) may purchase or redeem. Currently, Creation Units generally consist of 50,000 shares, though this may change from time to time. Creation Units are not expected to consist of less than 25,000 shares. The Fund issues and redeems Creation Units in exchange for a portfolio of securities and/or U.S. cash.

#### **Tax Information**

The Fund intends to make distributions that may be taxed as ordinary income, qualified dividend income, or capital gains.

#### **Payments to Broker-Dealers and Other Financial Intermediaries**

If you purchase shares of the Fund through a broker-dealer or other financial intermediary (such as a bank) (an "Intermediary"), WisdomTree Asset Management or its affiliates may pay Intermediaries for certain activities related to the Fund, including participation in activities that are designed to make Intermediaries more knowledgeable about exchange traded products, including the Fund, or for other activities, such as marketing, educational training or other initiatives related to the sale or promotion of Fund shares. These payments may create a conflict of interest by influencing the Intermediary and your salesperson to recommend the Fund over another investment. Any such arrangements do not result in increased Fund expenses. Ask your salesperson or visit the Intermediary's website for more information.

# WisdomTree Europe Quality Dividend Growth Fund

## Investment Objective

The WisdomTree Europe Quality Dividend Growth Fund (the “Fund”) seeks to track the price and yield performance, before fees and expenses, of the WisdomTree Europe Quality Dividend Growth Index (the “Index”).

## Fees and Expenses of the Fund

The following table describes the fees and expenses you may pay if you buy and hold shares of the Fund. The fees are expressed as a percentage of the Fund’s average net assets.

<b>Shareholder Fees</b> (fees paid directly from your investment)	None
<b>Annual Fund Operating Expenses</b> (expenses that you pay each year as a percentage of the value of your investment)	
Management Fees	0.58%
Distribution and/or Service (12b-1) Fees	None
Other Expenses	0.00%
<b>Total Annual Fund Operating Expenses</b>	0.58%

## Example

The following example is intended to help retail investors compare the cost of investing in the Fund with the cost of investing in other funds. It illustrates the hypothetical expenses that such investors would incur over various periods if they were to invest \$10,000 in the Fund for the time periods indicated and then redeem all of the shares at the end of those periods. This example assumes that the Fund provides a return of 5% a year and that operating expenses remain the same. This example does not include the brokerage commissions that retail investors may pay to buy and sell shares of the Fund. Although your actual costs may be higher or lower, based on these assumptions, your costs would be:

	<b>1 Year</b>	<b>3 Years</b>	<b>5 Years</b>	<b>10 Years</b>
	\$ 59	\$ 186	\$ 324	\$ 726

## Portfolio Turnover

The Fund pays transaction costs, such as commissions, when it buys and sells securities (or “turns over” its portfolio). A higher portfolio turnover rate may indicate higher transaction costs and may result in higher taxes when Fund shares are held in a taxable account. These costs, which are not reflected in annual fund operating expenses or in the example, affect the Fund’s performance. During the most recent fiscal year, the Fund’s portfolio turnover rate was 35% of the average value of its portfolio, excluding the value of portfolio securities received or delivered as a result of in-kind creations or redemptions of the Fund’s capital shares.

## Principal Investment Strategies of the Fund

The Fund employs a “passive management” – or indexing – investment approach designed to track the performance of the Index. The Fund generally uses a representative sampling strategy to achieve its investment objective, meaning it generally will invest in a sample of the securities in the Index whose risk, return and other characteristics resemble the risk, return and other characteristics of the Index as a whole. Under normal circumstances, at least 80% of the Fund’s total assets (exclusive of collateral held from securities lending) will be invested in component securities of the Index and investments that have economic characteristics that are substantially identical to the economic characteristics of such component securities.

The Index consists of dividend-paying common stocks of companies with growth characteristics that are incorporated and listed on a stock exchange in one of the following countries: Austria, Belgium, Denmark, Finland, France, Germany, Ireland, Italy, Netherlands, Norway, Portugal, Spain, Sweden, Switzerland or the United Kingdom. Currently a significant portion of the Index is comprised of companies organized in the United Kingdom, Germany and Switzerland, although this may change from time to time. The Index is a fundamentally weighted index that is generally comprised of the 300 companies with the best combined rank of certain growth and quality factors: specifically long-term earnings growth expectations, return on equity, and return on assets. To be eligible for inclusion in the Index, a company must meet the following criteria: (i) payment of at least \$5 million in cash dividends on common shares in the annual cycle prior to the annual Index screening date; (ii) market capitalization of at least \$1 billion as of the annual Index screening date; (iii) average daily dollar trading volume of

at least \$200,000 for each of the three months preceding the annual Index screening date; (iv) trading of at least 250,000 shares per month for each of the six months preceding the annual Index screening date; and (v) an earnings yield greater than the dividend yield.

Securities are weighted in the Index based on dividends paid over the prior annual cycle. Companies that pay a greater total dollar amount of dividends are more heavily weighted. To derive a company's initial Index weight, (i) *multiply* the U.S. dollar value of the company's annual gross dividend per share by the number of common shares outstanding for that company (the "Cash Dividend Factor"); (ii) calculate the Cash Dividend Factor for each company; (iii) add together all of the companies' Cash Dividend Factors; and (iv) *divide* the company's Cash Dividend Factor by the sum of all Cash Dividend Factors. At the time of the Index's annual screening date, the maximum weight of any security in the Index is capped at 5% and the maximum weight of any one sector or country in the Index is capped at 20% and 25%, respectively; however, security, sector and/or country weights may fluctuate above the specified cap in response to market conditions and/or the application of volume factor adjustments. The Index methodology applies a volume factor adjustment to reduce a component security's weight in the Index and reallocate the reduction in weight pro rata among the other securities if, as of the annual Index screening date, a component security no longer meets certain trading volume thresholds.

WisdomTree Investments, Inc. ("WisdomTree Investments"), as Index provider, currently uses Standard & Poor's Global Industry Classification Standards ("S&P GICS") to define companies within a sector. The following sectors are included in the Index: consumer discretionary, consumer staples, energy, financials, health care, industrials, information technology, materials, real estate, telecommunication services, and utilities. A sector is comprised of multiple industries. For example, the energy sector is comprised of companies in, among others, the natural gas, oil and petroleum industries. As of June 30, 2017, a significant portion of the Index is comprised of companies in the consumer discretionary, consumer staples, health care and industrial sectors.

To the extent the Index concentrates (*i.e.*, holds 25% or more of its total assets) in the securities of a particular industry or group of industries, the Fund will concentrate its investments to approximately the same extent as the Index.

### Principal Risks of Investing in the Fund

You can lose money on your investment in the Fund. The Fund is subject to the risks described below. Some or all of these risks may adversely affect the Fund's net asset value per share ("NAV"), trading price, yield, total return and/or ability to meet its objectives. For more information about the risks of investing in the Fund, see the sections in the Fund's Prospectus titled "Additional Principal Risk Information About the Funds" and "Additional Non-Principal Risk Information."

- **Investment Risk.** As with all investments, an investment in the Fund is subject to investment risk. Investors in the Fund could lose money, including the possible loss of the entire principal amount of an investment, over short or long periods of time.
- **Market Risk.** The trading prices of equity securities and other instruments fluctuate in response to a variety of factors, such as economic, financial or political events that impact the entire market, market segments, or specific issuers. The Fund's NAV and market price may fluctuate significantly in response to these and other factors. As a result, an investor could lose money over short or long periods of time.
- **Shares of the Fund May Trade at Prices Other Than NAV.** As with all exchange-traded funds ("ETFs"), Fund shares may be bought and sold in the secondary market at market prices. The trading prices of the Fund's shares in the secondary market generally differ from the Fund's daily NAV and there may be times when the market price of the shares is more than the NAV (premium) or less than the NAV (discount). This risk is heightened in times of market volatility or periods of steep market declines. Because securities held by the Fund trade on foreign exchanges that are closed when the Fund's primary listing exchange is open, the Fund is likely to experience premiums and discounts greater than those of domestic ETFs.
- **Consumer Discretionary Sector Risk.** The Fund currently invests a significant portion of its assets in the consumer discretionary sector, and therefore the Fund's performance could be negatively impacted by events affecting this sector. The consumer discretionary sector includes, for example, automobile, textile, retail, and media companies. This sector can be significantly affected by, among other things, economic growth, worldwide demand, social trends, consumers' disposable income levels, and propensity to spend.
- **Consumer Staples Sector Risk.** The Fund currently invests a significant portion of its assets in the consumer staples sector, and therefore the Fund's performance could be negatively impacted by events affecting this sector.



The consumer staples sector includes, for example, food and drug retail and companies whose primary lines of business are food, beverage and other household items, including agricultural products. This sector can be significantly affected by, among other things, changes in price and availability of underlying commodities, rising energy prices and global and economic conditions.

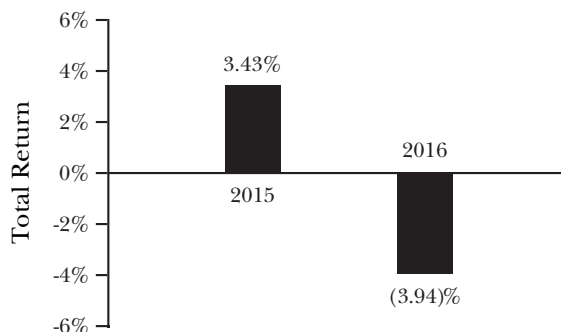
- **Currency Exchange Rate Risk.** Changes in currency exchange rates and the relative value of non-U.S. currencies will affect the value of the Fund's investment and the value of your Fund shares. Currency exchange rates can be very volatile and can change quickly and unpredictably. As a result, the value of an investment in the Fund may change quickly and without warning and you may lose money.
- **Cyber Security Risk.** The Fund and its service providers may be susceptible to operational and information security risks resulting from a breach in cyber security, including cyber-attacks. A breach in cyber security, intentional or unintentional, may adversely impact the Fund in many ways, including, but not limited to, disruption of the Fund's operational capacity, loss of proprietary information, theft or corruption of data, denial-of-service attacks on websites or network resources, and the unauthorized release of confidential information. Cyber-attacks affecting the Fund's third-party service providers, market makers, Authorized Participants, or the issuers of securities in which the Fund invests may subject the Fund to many of the same risks associated with direct cyber security breaches.
- **Dividend Paying Securities Risk.** Securities that pay dividends, as a group, may be out of favor with the market and underperform the overall equity market or stocks of companies that do not pay dividends. In addition, changes in the dividend policies of the companies held by the Fund or the capital resources available for such company's dividend payments may adversely affect the Fund.
- **Foreign Securities Risk.** Investments in non-U.S. securities involve political, regulatory, and economic risks that may not be present in U.S. securities. For example, investments in non-U.S. securities may be subject to risk of loss due to foreign currency fluctuations, political or economic instability, or geographic events that adversely impact issuers of foreign securities. Investments in non-U.S. securities also may be subject to withholding or other taxes and may be subject to additional trading, settlement, custodial, and operational risks. These and other factors can make investments in the Fund more volatile and potentially less liquid than other types of investments and may be heightened in connection with investments in developing or emerging markets countries.
- **Geographic Concentration in Europe.** Because the Fund invests primarily in the securities of companies in Europe, the Fund's performance is expected to be closely tied to social, political, and economic conditions within Europe and to be more volatile than the performance of more geographically diversified funds. Most developed countries in Western Europe are members of the European Union ("EU"), many are also members of the European Economic and Monetary Union ("EMU"), and most EMU members are part of the euro zone, a group of EMU countries that share the euro as their common currency. Members of the EMU must comply with restrictions on inflation rates, deficits, debt levels, and fiscal and monetary controls. The implementation of any such restrictions or controls, the default of an EU member country on its sovereign debt, significant fluctuations in the euro's exchange rate, or a change in governmental or EU trade regulations could each have a significant impact on the economies of some or all European countries. Further, in June 2016, the United Kingdom voted in a referendum to leave the EU. As a result of the referendum, Standard & Poor's ("S&P") downgraded the United Kingdom's credit rating from "AAA" to "AA" and the EU's credit rating from "AA+" to "AA" in the days that followed the vote. It is currently expected that the United Kingdom will withdraw from the EU by March 2019, but the precise timeframe for "Brexit" is uncertain. It is also unclear how withdrawal negotiations will be conducted and what the potential consequences may be. Brexit may have a significant impact on the economies of the United Kingdom and Europe as well as the broader global economy, which may result in increased volatility and illiquidity, and potentially lower economic growth in these markets that could potentially have an adverse effect on the value of the Fund's investments. The Fund currently invests a significant portion of its assets in companies organized in the United Kingdom and Switzerland, although this may change from time to time.
- **Geopolitical Risk.** Some countries and regions in which the Fund invests have experienced security concerns, war, threats of war, aggression and/or conflict, terrorism, economic uncertainty, natural and environmental disasters and/or systemic market dislocations (including due to events outside of such countries or regions) that have led, and in the future may lead, to increased short-term market volatility and may have adverse long-term effects on the U.S. and world economies and markets generally, each of which may negatively impact the Fund's investments.

- **Growth Investing Risk.** Growth stocks, as a group, may be out of favor with the market and underperform value stocks or the overall equity market. Growth stocks are generally more sensitive to market movements than other types of stocks primarily because their prices are based heavily on the future expectations of the economy and the stock's issuing company.
- **Health Care Sector Risk.** The Fund currently invests a significant portion of its assets in the health care sector, and therefore the Fund's performance could be negatively impacted by events affecting this sector. The health care sector includes, for example, biotechnology, pharmaceutical, health care facilities, and health care equipment and supply companies. This sector can be significantly affected by, among other things, lapsing patent protection, technological developments that make drugs obsolete, government regulation, price controls, and approvals for drugs.
- **Industrial Sector Risk.** The Fund currently invests a significant portion of its assets in the industrial sector, and therefore the Fund's performance could be negatively impacted by events affecting this sector. The industrial sector includes, for example, aerospace and defense, non-residential construction, engineering, machinery, transportation, and commercial and professional services companies. The industrial sector can be significantly affected by, among other things, worldwide economy growth, supply and demand for specific products and services, rapid technological developments, and government regulation.
- **Index and Data Risk.** The Fund is not "actively" managed and seeks to track the price and yield performance, before fees and expenses, of the Index. The Index provider has the right to make adjustments to the Index or to cease making the Index available without regard to the particular interests of the Fund or its shareholders. If the computers or other facilities of the Index provider, Index calculation agent, data providers and/or relevant stock exchange malfunction for any reason, calculation and dissemination of Index values may be delayed and trading in Fund shares may be suspended for a period of time. Errors in Index data, Index calculations and/or the construction of the Index may occur from time to time and may not be identified and/or corrected by the Index provider, Index calculation agent or other applicable party for a period of time or at all, which may have an adverse impact on the Fund and its shareholders. The potential risk of continuing error may be particularly heightened in the case of the Index, which is generally not used as a benchmark by other funds or managers.
- **Investment Style Risk.** The Fund invests in the securities included in, or representative of, the Index regardless of their investment merit. The Fund does not attempt to outperform the Index or take defensive positions in declining markets. As a result, the Fund's performance may be adversely affected by a general decline in the market segments relating to the Index.
- **Issuer-Specific Risk.** Issuer-specific events, including changes in the actual or perceived financial condition of an issuer, can have a negative impact on the value of the Fund.
- **Large-Capitalization Investing Risk.** The Fund may invest in the securities of large-capitalization companies. As a result, the Fund's performance may be adversely affected if securities of large-capitalization companies underperform securities of smaller-capitalization companies or the market as a whole. Large-capitalization companies may adapt more slowly to new competitive challenges and be subject to slower growth during times of economic expansion.
- **Mid-Capitalization Investing Risk.** The Fund may invest in the securities of mid-capitalization companies. As a result, the Fund's performance may be adversely affected if securities of mid-capitalization companies underperform securities of other capitalization ranges or the market as a whole. Securities of mid-capitalization companies are often less stable and more vulnerable to market volatility and adverse economic developments than securities of larger companies.
- **Non-Correlation Risk.** As with all index funds, the performance of the Fund and its Index may differ from each other for a variety of reasons.
- **Non-Diversification Risk.** The Fund is considered to be non-diversified, which means that it may invest more of its assets in the securities of a single issuer or a smaller number of issuers than if it were a diversified fund. To the extent the Fund invests a significant percentage of its assets in a limited number of issuers, the Fund is subject to the risks of investing in those few issuers, and may be more susceptible to a single adverse economic or regulatory occurrence. As a result, changes in the market value of a single security could cause greater fluctuations in the value of Fund shares than would occur in a diversified fund.

- **Operational Risk.** The Fund and its service providers may experience disruptions that arise from human error, processing and communications errors, counterparty or third-party errors, technology or systems failures, any of which may have an adverse impact on the Fund.

## Fund Performance

Historical Fund performance, which varies over time, can provide an indication of the risks of investing in the Fund. The bar chart that follows shows the annual total returns of the Fund for each full calendar year since the Fund commenced operations. The table that follows the bar chart shows the Fund's average annual total returns, both before and after taxes. This table also shows how the Fund's performance compares to the Index and that of a relevant broad-based securities index. Index returns do not reflect deductions for fees, expenses or taxes. All returns assume reinvestment of dividends and distributions. The Fund's past performance (before and after taxes) is not necessarily an indication of how the Fund will perform in the future.



The Fund's year-to-date total return as of June 30, 2017 was 19.39%.

## Best and Worst Quarter Returns (for the periods reflected in the bar chart above)

	Return	Quarter/Year
Highest Return	5.86%	4Q/2015
Lowest Return	(6.40)%	3Q/2015

After-tax returns are calculated using the highest historical individual federal marginal income tax rates and do not reflect the impact of state and local taxes. Actual after-tax returns depend on your tax situation and may differ from those shown and are not relevant if you hold your shares through tax-deferred arrangements, such as 401(k) plans or individual retirement accounts. In some cases the return after taxes may exceed the return before taxes due to an assumed tax benefit from any losses on a sale of Fund shares at the end of the measurement period.

## Average Annual Total Returns for the periods ending December 31, 2016

WisdomTree Europe Quality Dividend Growth Fund	1 Year	Since Inception May 7, 2014
Return Before Taxes Based on NAV	(3.94)%	(4.39)%
Return After Taxes on Distributions	(4.33)%	(4.73)%
Return After Taxes on Distributions and Sale of Fund Shares	(1.60)%	(3.18)%
WisdomTree Europe Quality Dividend Growth Index (Reflects no deduction for fees, expenses or taxes)	(3.60)%	(3.96)%
MSCI Europe Index (Reflects no deduction for fees, expenses or taxes)	(0.40)%	(5.23)%

## Management

### Investment Adviser and Sub-Adviser

WisdomTree Asset Management, Inc. serves as investment adviser to the Fund. Mellon Capital Management Corporation serves as sub-adviser to the Fund.

**Portfolio Managers**

The Fund is managed by Mellon Capital's Equity Portfolio Management team. The individual members of the team jointly and primarily responsible for the day-to-day management of the Fund's portfolio are described below.

Karen Q. Wong, CFA, a Managing Director, Head of Equity Portfolio Management, has been a portfolio manager of the Fund since its inception in May 2014.

Richard A. Brown, CFA, a Managing Director and Senior Portfolio Manager, Equity Portfolio Management, has been a portfolio manager of the Fund since its inception in May 2014.

Thomas J. Durante, CFA, a Managing Director and Senior Portfolio Manager, Equity Portfolio Management, has been a portfolio manager of the Fund since its inception in May 2014.

**Buying and Selling Fund Shares**

The Fund is an ETF. This means that shares of the Fund are listed on a national securities exchange, such as NYSE Arca, and trade at market prices. Most investors will buy and sell shares of the Fund through brokers. Because Fund shares trade at market prices rather than NAV, shares may trade at a price greater than NAV (premium) or less than NAV (discount).

The Fund issues and redeems shares at NAV only in large blocks of shares ("Creation Units"), which only certain institutions or large investors (typically market makers or other broker-dealers) may purchase or redeem. Currently, Creation Units generally consist of 50,000 shares, though this may change from time to time. Creation Units are not expected to consist of less than 25,000 shares. The Fund issues and redeems Creation Units in exchange for a portfolio of securities and/or U.S. cash.

**Tax Information**

The Fund intends to make distributions that may be taxed as ordinary income, qualified dividend income, or capital gains.

**Payments to Broker-Dealers and Other Financial Intermediaries**

If you purchase shares of the Fund through a broker-dealer or other financial intermediary (such as a bank) (an "Intermediary"), WisdomTree Asset Management or its affiliates may pay Intermediaries for certain activities related to the Fund, including participation in activities that are designed to make Intermediaries more knowledgeable about exchange traded products, including the Fund, or for other activities, such as marketing, educational training or other initiatives related to the sale or promotion of Fund shares. These payments may create a conflict of interest by influencing the Intermediary and your salesperson to recommend the Fund over another investment. Any such arrangements do not result in increased Fund expenses. Ask your salesperson or visit the Intermediary's website for more information.

# WisdomTree Europe SmallCap Dividend Fund

## Investment Objective

The WisdomTree Europe SmallCap Dividend Fund (the “Fund”) seeks to track the price and yield performance, before fees and expenses, of the WisdomTree Europe SmallCap Dividend Index (the “Index”).

## Fees and Expenses of the Fund

The following table describes the fees and expenses you may pay if you buy and hold shares of the Fund. The fees are expressed as a percentage of the Fund’s average net assets.

<b>Shareholder Fees</b> (fees paid directly from your investment)	None
<b>Annual Fund Operating Expenses</b> (expenses that you pay each year as a percentage of the value of your investment)	
Management Fees	0.58%
Distribution and/or Service (12b-1) Fees	None
Other Expenses	0.00%
<b>Total Annual Fund Operating Expenses</b>	0.58%

## Example

The following example is intended to help retail investors compare the cost of investing in the Fund with the cost of investing in other funds. It illustrates the hypothetical expenses that such investors would incur over various periods if they were to invest \$10,000 in the Fund for the time periods indicated and then redeem all of the shares at the end of those periods. This example assumes that the Fund provides a return of 5% a year and that operating expenses remain the same. This example does not include the brokerage commissions that retail investors may pay to buy and sell shares of the Fund. Although your actual costs may be higher or lower, based on these assumptions, your costs would be:

	<b>1 Year</b>	<b>3 Years</b>	<b>5 Years</b>	<b>10 Years</b>
	\$ 59	\$ 186	\$ 324	\$ 726

## Portfolio Turnover

The Fund pays transaction costs, such as commissions, when it buys and sells securities (or “turns over” its portfolio). A higher portfolio turnover rate may indicate higher transaction costs and may result in higher taxes when Fund shares are held in a taxable account. These costs, which are not reflected in annual fund operating expenses or in the example, affect the Fund’s performance. During the most recent fiscal year, the Fund’s portfolio turnover rate was 45% of the average value of its portfolio, excluding the value of portfolio securities received or delivered as a result of in-kind creations or redemptions of the Fund’s capital shares.

## Principal Investment Strategies of the Fund

The Fund employs a “passive management” – or indexing – investment approach designed to track the performance of the Index. The Fund generally uses a representative sampling strategy to achieve its investment objective, meaning it generally will invest in a sample of the securities in the Index whose risk, return and other characteristics resemble the risk, return and other characteristics of the Index as a whole. Under normal circumstances, at least 95% of the Fund’s total assets (exclusive of collateral held from securities lending) will be invested in component securities of the Index and investments that have economic characteristics that are substantially identical to the economic characteristics of such component securities.

The Index is a fundamentally weighted index that is comprised of the small-capitalization segment of the European dividend-paying market. Constituent companies are selected from the WisdomTree Europe Dividend Index, which defines the dividend-paying universe of companies in Europe. The Index is comprised of the companies that compose the bottom 30% (bottom 25% with respect to any new company to be added) of the market capitalization of the WisdomTree Europe Dividend Index after the 300 largest companies have been removed. As of June 30, 2017, the Index had a market capitalization range from \$72.7 million to \$2.8 billion, with an average market capitalization of \$1 billion. To be eligible for inclusion in the WisdomTree Europe Dividend Index, a company must meet the following criteria: (i) incorporation and exchange listing in one of the following countries: Austria, Belgium, Denmark, Finland, France, Germany, Ireland, Italy, Netherlands, Norway, Portugal, Spain, Sweden, Switzerland, or the United Kingdom (“Europe”); (ii) payment of at least \$5 million in cash dividends on



common shares in the annual cycle prior to the annual Index screening date; (iii) market capitalization of at least \$100 million as of the annual Index screening date; (iv) average daily dollar trading volume of at least \$100,000 for three months preceding the annual Index screening date; and (v) trading of at least 250,000 shares per month for each of the six months preceding the annual Index screening date.

Securities are weighted in the Index based on dividends paid over the prior annual cycle. Companies that pay a greater total dollar amount of dividends are more heavily weighted. To derive a company's initial Index weight, (i) *multiply* the U.S. dollar value of the company's annual gross dividend per share by the number of common shares outstanding for that company (the "Cash Dividend Factor"); (ii) calculate the Cash Dividend Factor for each company; (iii) add together all of the companies' Cash Dividend Factors; and (iv) *divide* the company's Cash Dividend Factor by the sum of all Cash Dividend Factors. The maximum weight of any one sector and any one country in the Index, at the time of the Index's annual screening date, is capped at 25%; however, sector and/or country weights may fluctuate above the specified cap in response to market conditions and/or the application of volume factor adjustments. The Index methodology applies a volume factor adjustment to reduce a component security's weight in the Index and reallocate the reduction in weight pro rata among the other securities if, as of the annual Index screening date, a component security no longer meets certain trading volume thresholds.

WisdomTree Investments, Inc. ("WisdomTree Investments"), as Index provider, currently uses Standard & Poor's Global Industry Classification Standards ("S&P GICS") to define companies within a sector. The following sectors are included in the Index: consumer discretionary, consumer staples, energy, financials, health care, industrials, information technology, materials, real estate, telecommunication services, and utilities. A sector is comprised of multiple industries. For example, the energy sector is comprised of companies in, among others, the natural gas, oil and petroleum industries. As of June 30, 2017, a significant portion of the Index is comprised of companies in the consumer discretionary and industrial sectors.

To the extent the Index concentrates (*i.e.*, holds 25% or more of its total assets) in the securities of a particular industry or group of industries, the Fund will concentrate its investments to approximately the same extent as the Index.

### **Principal Risks of Investing in the Fund**

You can lose money on your investment in the Fund. The Fund is subject to the risks described below. Some or all of these risks may adversely affect the Fund's net asset value per share ("NAV"), trading price, yield, total return and/or ability to meet its objectives. For more information about the risks of investing in the Fund, see the sections in the Fund's Prospectus titled "Additional Principal Risk Information About the Funds" and "Additional Non-Principal Risk Information."

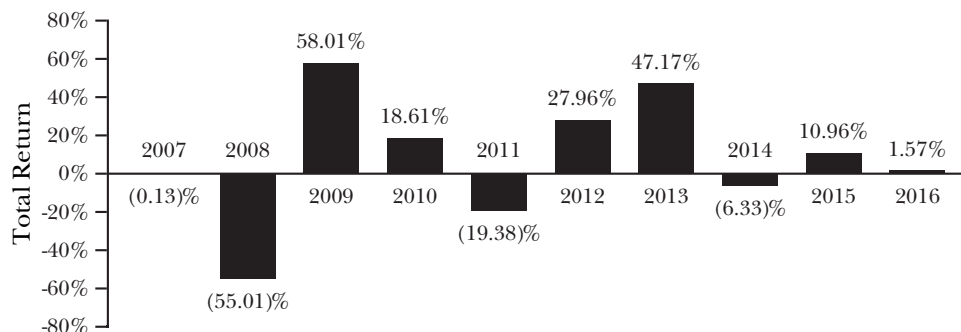
- **Investment Risk.** As with all investments, an investment in the Fund is subject to investment risk. Investors in the Fund could lose money, including the possible loss of the entire principal amount of an investment, over short or long periods of time.
- **Market Risk.** The trading prices of equity securities and other instruments fluctuate in response to a variety of factors, such as economic, financial or political events that impact the entire market, market segments, or specific issuers. The Fund's NAV and market price may fluctuate significantly in response to these and other factors. As a result, an investor could lose money over short or long periods of time.
- **Shares of the Fund May Trade at Prices Other Than NAV.** As with all exchange-traded funds ("ETFs"), Fund shares may be bought and sold in the secondary market at market prices. The trading prices of the Fund's shares in the secondary market generally differ from the Fund's daily NAV and there may be times when the market price of the shares is more than the NAV (premium) or less than the NAV (discount). This risk is heightened in times of market volatility or periods of steep market declines. Because securities held by the Fund trade on foreign exchanges that are closed when the Fund's primary listing exchange is open, the Fund is likely to experience premiums and discounts greater than those of domestic ETFs.
- **Consumer Discretionary Sector Risk.** The Fund currently invests a significant portion of its assets in the consumer discretionary sector, and therefore the Fund's performance could be negatively impacted by events affecting this sector. The consumer discretionary sector includes, for example, automobile, textile, retail, and media companies. This sector can be significantly affected by, among other things, economic growth, worldwide demand, social trends, consumers' disposable income levels, and propensity to spend.

- **Currency Exchange Rate Risk.** Changes in currency exchange rates and the relative value of non-U.S. currencies will affect the value of the Fund's investment and the value of your Fund shares. Currency exchange rates can be very volatile and can change quickly and unpredictably. As a result, the value of an investment in the Fund may change quickly and without warning and you may lose money.
- **Cyber Security Risk.** The Fund and its service providers may be susceptible to operational and information security risks resulting from a breach in cyber security, including cyber-attacks. A breach in cyber security, intentional or unintentional, may adversely impact the Fund in many ways, including, but not limited to, disruption of the Fund's operational capacity, loss of proprietary information, theft or corruption of data, denial-of-service attacks on websites or network resources, and the unauthorized release of confidential information. Cyber-attacks affecting the Fund's third-party service providers, market makers, Authorized Participants, or the issuers of securities in which the Fund invests may subject the Fund to many of the same risks associated with direct cyber security breaches.
- **Dividend Paying Securities Risk.** Securities that pay dividends, as a group, may be out of favor with the market and underperform the overall equity market or stocks of companies that do not pay dividends. In addition, changes in the dividend policies of the companies held by the Fund or the capital resources available for such company's dividend payments may adversely affect the Fund.
- **Foreign Securities Risk.** Investments in non-U.S. securities involve political, regulatory, and economic risks that may not be present in U.S. securities. For example, investments in non-U.S. securities may be subject to risk of loss due to foreign currency fluctuations, political or economic instability, or geographic events that adversely impact issuers of foreign securities. Investments in non-U.S. securities also may be subject to withholding or other taxes and may be subject to additional trading, settlement, custodial, and operational risks. These and other factors can make investments in the Fund more volatile and potentially less liquid than other types of investments and may be heightened in connection with investments in developing or emerging markets countries.
- **Geographic Concentration in Europe.** Because the Fund invests primarily in the securities of companies in Europe, the Fund's performance is expected to be closely tied to social, political, and economic conditions within Europe and to be more volatile than the performance of more geographically diversified funds. Most developed countries in Western Europe are members of the European Union ("EU"), many are also members of the European Economic and Monetary Union ("EMU"), and most EMU members are part of the euro zone, a group of EMU countries that share the euro as their common currency. Members of the EMU must comply with restrictions on inflation rates, deficits, debt levels, and fiscal and monetary controls. The implementation of any such restrictions or controls, the default of an EU member country on its sovereign debt, significant fluctuations in the euro's exchange rate, or a change in governmental or EU trade regulations could each have a significant impact on the economies of some or all European countries. Further, in June 2016, the United Kingdom voted in a referendum to leave the EU. As a result of the referendum, Standard & Poor's ("S&P") downgraded the United Kingdom's credit rating from "AAA" to "AA" and the EU's credit rating from "AA+" to "AA" in the days that followed the vote. It is currently expected that the United Kingdom will withdraw from the EU by March 2019, but the precise timeframe for "Brexit" is uncertain. It is also unclear how withdrawal negotiations will be conducted and what the potential consequences may be. Brexit may have a significant impact on the economies of the United Kingdom and Europe as well as the broader global economy, which may result in increased volatility and illiquidity, and potentially lower economic growth in these markets that could potentially have an adverse effect on the value of the Fund's investments. The Fund currently invests a significant portion of its assets in companies organized in the United Kingdom, although this may change from time to time.
- **Geopolitical Risk.** Some countries and regions in which the Fund invests have experienced security concerns, war, threats of war, aggression and/or conflict, terrorism, economic uncertainty, natural and environmental disasters and/or systemic market dislocations (including due to events outside of such countries or regions) that have led, and in the future may lead, to increased short-term market volatility and may have adverse long-term effects on the U.S. and world economies and markets generally, each of which may negatively impact the Fund's investments.
- **Industrial Sector Risk.** The Fund currently invests a significant portion of its assets in the industrial sector, and therefore the Fund's performance could be negatively impacted by events affecting this sector. The industrial sector includes, for example, aerospace and defense, non-residential construction, engineering, machinery, transportation, and commercial and professional services companies. The industrial sector can be significantly affected by, among other things, worldwide economy growth, supply and demand for specific products and services, rapid technological developments, and government regulation.

- **Index and Data Risk.** The Fund is not “actively” managed and seeks to track the price and yield performance, before fees and expenses, of the Index. The Index provider has the right to make adjustments to the Index or to cease making the Index available without regard to the particular interests of the Fund or its shareholders. If the computers or other facilities of the Index provider, Index calculation agent, data providers and/or relevant stock exchange malfunction for any reason, calculation and dissemination of Index values may be delayed and trading in Fund shares may be suspended for a period of time. Errors in Index data, Index calculations and/or the construction of the Index may occur from time to time and may not be identified and/or corrected by the Index provider, Index calculation agent or other applicable party for a period of time or at all, which may have an adverse impact on the Fund and its shareholders. The potential risk of continuing error may be particularly heightened in the case of the Index, which is generally not used as a benchmark by other funds or managers.
- **Investment Style Risk.** The Fund invests in the securities included in, or representative of, the Index regardless of their investment merit. The Fund does not attempt to outperform the Index or take defensive positions in declining markets. As a result, the Fund’s performance may be adversely affected by a general decline in the market segments relating to the Index.
- **Issuer-Specific Risk.** Issuer-specific events, including changes in the actual or perceived financial condition of an issuer, can have a negative impact on the value of the Fund.
- **Non-Correlation Risk.** As with all index funds, the performance of the Fund and its Index may differ from each other for a variety of reasons.
- **Non-Diversification Risk.** The Fund is considered to be non-diversified, which means that it may invest more of its assets in the securities of a single issuer or a smaller number of issuers than if it were a diversified fund. To the extent the Fund invests a significant percentage of its assets in a limited number of issuers, the Fund is subject to the risks of investing in those few issuers, and may be more susceptible to a single adverse economic or regulatory occurrence. As a result, changes in the market value of a single security could cause greater fluctuations in the value of Fund shares than would occur in a diversified fund.
- **Operational Risk.** The Fund and its service providers may experience disruptions that arise from human error, processing and communications errors, counterparty or third-party errors, technology or systems failures, any of which may have an adverse impact on the Fund.
- **Small-Capitalization Investing Risk.** The Fund invests primarily in the securities of small-capitalization companies. As a result, the Fund may be more volatile than funds that invest in larger, more established companies. The securities of small-capitalization companies generally trade in lower volumes and are subject to greater and more unpredictable price changes than larger capitalization stocks or the stock market as a whole. Small-capitalization companies may be particularly sensitive to adverse economic developments as well as changes in interest rates, government regulation, borrowing costs and earnings.

## Fund Performance

Historical Fund performance, which varies over time, can provide an indication of the risks of investing in the Fund. The bar chart that follows shows the annual total returns of the Fund for each full calendar year since the Fund commenced operations. The table that follows the bar chart shows the Fund’s average annual total returns, both before and after taxes. This table also shows how the Fund’s performance compares to the Index and that of a relevant broad-based securities index. Index returns do not reflect deductions for fees, expenses or taxes. All returns assume reinvestment of dividends and distributions. The Fund’s past performance (before and after taxes) is not necessarily an indication of how the Fund will perform in the future.



The Fund’s year-to-date total return as of June 30, 2017 was 18.79%.

**Best and Worst Quarter Returns (for the periods reflected in the bar chart above)**

	Return	Quarter/Year
Highest Return	31.20%	2Q/2009
Lowest Return	(31.16)%	4Q/2008

After-tax returns are calculated using the highest historical individual federal marginal income tax rates and do not reflect the impact of state and local taxes. Actual after-tax returns depend on your tax situation and may differ from those shown and are not relevant if you hold your shares through tax-deferred arrangements, such as 401(k) plans or individual retirement accounts. In some cases the return after taxes may exceed the return before taxes due to an assumed tax benefit from any losses on a sale of Fund shares at the end of the measurement period.

**Average Annual Total Returns for the periods ending December 31, 2016**

<b>WisdomTree Europe SmallCap Dividend Fund</b>	<b>1 Year</b>	<b>5 Years</b>	<b>10 Years</b>
Return Before Taxes Based on NAV	1.57%	14.73%	3.04%
Return After Taxes on Distributions	0.87%	13.98%	2.51%
Return After Taxes on Distributions and Sale of Fund Shares	1.91%	11.90%	2.59%
WisdomTree Europe SmallCap Dividend Index (Reflects no deduction for fees, expenses or taxes)	2.26%	15.67%	3.54%
MSCI Europe Small Cap Index (Reflects no deduction for fees, expenses or taxes)	(2.07)%	12.80%	3.19%

**Management****Investment Adviser and Sub-Adviser**

WisdomTree Asset Management, Inc. serves as investment adviser to the Fund. Mellon Capital Management Corporation serves as sub-adviser to the Fund.

**Portfolio Managers**

The Fund is managed by Mellon Capital's Equity Portfolio Management team. The individual members of the team jointly and primarily responsible for the day-to-day management of the Fund's portfolio are described below.

Karen Q. Wong, CFA, a Managing Director, Head of Equity Portfolio Management, has been a portfolio manager of the Fund since February 2008.

Richard A. Brown, CFA, a Managing Director and Senior Portfolio Manager, Equity Portfolio Management, has been a portfolio manager of the Fund since February 2008.

Thomas J. Durante, CFA, a Managing Director and Senior Portfolio Manager, Equity Portfolio Management, has been a portfolio manager of the Fund since February 2008.

**Buying and Selling Fund Shares**

The Fund is an ETF. This means that shares of the Fund are listed on a national securities exchange, such as NYSE Arca, and trade at market prices. Most investors will buy and sell shares of the Fund through brokers. Because Fund shares trade at market prices rather than NAV, shares may trade at a price greater than NAV (premium) or less than NAV (discount).

The Fund issues and redeems shares at NAV only in large blocks of shares ("Creation Units"), which only certain institutions or large investors (typically market makers or other broker-dealers) may purchase or redeem. Currently, Creation Units generally consist of 50,000 shares, though this may change from time to time. Creation Units are not expected to consist of less than 25,000 shares. The Fund issues and redeems Creation Units in exchange for a portfolio of securities and/or U.S. cash.

**Tax Information**

The Fund intends to make distributions that may be taxed as ordinary income, qualified dividend income, or capital gains.

**Payments to Broker-Dealers and Other Financial Intermediaries**

If you purchase shares of the Fund through a broker-dealer or other financial intermediary (such as a bank) (an “Intermediary”), WisdomTree Asset Management or its affiliates may pay Intermediaries for certain activities related to the Fund, including participation in activities that are designed to make Intermediaries more knowledgeable about exchange traded products, including the Fund, or for other activities, such as marketing, educational training or other initiatives related to the sale or promotion of Fund shares. These payments may create a conflict of interest by influencing the Intermediary and your salesperson to recommend the Fund over another investment. Any such arrangements do not result in increased Fund expenses. Ask your salesperson or visit the Intermediary’s website for more information.



# WisdomTree Japan SmallCap Dividend Fund

## Investment Objective

The WisdomTree Japan SmallCap Dividend Fund (the “Fund”) seeks to track the price and yield performance, before fees and expenses, of the WisdomTree Japan SmallCap Dividend Index (the “Index”).

## Fees and Expenses of the Fund

The following table describes the fees and expenses you may pay if you buy and hold shares of the Fund. The fees are expressed as a percentage of the Fund’s average net assets.

<b>Shareholder Fees</b> (fees paid directly from your investment)	None
<b>Annual Fund Operating Expenses</b> (expenses that you pay each year as a percentage of the value of your investment)	
Management Fees	0.58%
Distribution and/or Service (12b-1) Fees	None
Other Expenses	0.00%
<b>Total Annual Fund Operating Expenses</b>	0.58%

## Example

The following example is intended to help retail investors compare the cost of investing in the Fund with the cost of investing in other funds. It illustrates the hypothetical expenses that such investors would incur over various periods if they were to invest \$10,000 in the Fund for the time periods indicated and then redeem all of the shares at the end of those periods. This example assumes that the Fund provides a return of 5% a year and that operating expenses remain the same. This example does not include the brokerage commissions that retail investors may pay to buy and sell shares of the Fund. Although your actual costs may be higher or lower, based on these assumptions, your costs would be:

	<b>1 Year</b>	<b>3 Years</b>	<b>5 Years</b>	<b>10 Years</b>
	\$ 59	\$ 186	\$ 324	\$ 726

## Portfolio Turnover

The Fund pays transaction costs, such as commissions, when it buys and sells securities (or “turns over” its portfolio). A higher portfolio turnover rate may indicate higher transaction costs and may result in higher taxes when Fund shares are held in a taxable account. These costs, which are not reflected in annual fund operating expenses or in the example, affect the Fund’s performance. During the most recent fiscal year, the Fund’s portfolio turnover rate was 33% of the average value of its portfolio, excluding the value of portfolio securities received or delivered as a result of in-kind creations or redemptions of the Fund’s capital shares.

## Principal Investment Strategies of the Fund

The Fund employs a “passive management” – or indexing – investment approach designed to track the performance of the Index. The Fund generally uses a representative sampling strategy to achieve its investment objective, meaning it generally will invest in a sample of the securities in the Index whose risk, return and other characteristics resemble the risk, return and other characteristics of the Index as a whole. Under normal circumstances, at least 95% of the Fund’s total assets (exclusive of collateral held from securities lending) will be invested in component securities of the Index and investments that have economic characteristics that are substantially identical to the economic characteristics of such component securities.

The Index is a fundamentally weighted index that is comprised of dividend-paying small capitalization companies in Japan. As of June 30, 2017, the Index had a market capitalization range from \$104.8 million to \$3.6 billion, with an average market capitalization of \$1 billion. To be eligible for inclusion in the Index, a company must meet the following criteria: (i) incorporation in Japan; (ii) payment of at least \$5 million in cash dividends on common shares in the annual cycle prior to the annual Index screening date; (iii) market capitalization of at least \$100 million as of the annual Index screening date; (iv) average daily dollar trading volume of at least \$100,000 for three months preceding the annual Index screening date; and (v) trading of at least 250,000 shares per month for each of the six months preceding the annual Index screening date. The Index is then created by removing the 300 largest companies by market capitalization from the list of eligible companies, as of the annual Index screening date.

Securities are weighted in the Index based on dividends paid over the prior annual cycle. Companies that pay a greater total dollar amount of dividends are more heavily weighted. To derive a company's initial Index weight, (i) *multiply* the U.S. dollar value of the company's annual gross dividend per share by the number of common shares outstanding for that company (the "Cash Dividend Factor"); (ii) calculate the Cash Dividend Factor for each company; (iii) add together all of the companies' Cash Dividend Factors; and (iv) *divide* the company's Cash Dividend Factor by the sum of all Cash Dividend Factors. At the time of the Index's annual screening date, the maximum weight of any security in the Index is capped at 2% and the maximum weight of any one sector in the Index is capped at 25%; however, security and/or sector weights may fluctuate above the specified cap in response to market conditions and/or the application of volume factor adjustments. The Index methodology applies a volume factor adjustment to reduce a component security's weight in the Index and reallocate the reduction in weight pro rata among the other securities if, as of the annual Index screening date, a component security no longer meets certain trading volume thresholds.

WisdomTree Investments, Inc. ("WisdomTree Investments"), as Index provider, currently uses Standard & Poor's Global Industry Classification Standards ("S&P GICS") to define companies within a sector. The following sectors are included in the Index: consumer discretionary, consumer staples, energy, financials, health care, industrials, information technology, materials, real estate, telecommunication services, and utilities. A sector is comprised of multiple industries. For example, the energy sector is comprised of companies in, among others, the natural gas, oil and petroleum industries. As of June 30, 2017, a significant portion of the Index is comprised of companies in the consumer discretionary and industrial sectors.

To the extent the Index concentrates (*i.e.*, holds 25% or more of its total assets) in the securities of a particular industry or group of industries, the Fund will concentrate its investments to approximately the same extent as the Index.

### **Principal Risks of Investing in the Fund**

You can lose money on your investment in the Fund. The Fund is subject to the risks described below. Some or all of these risks may adversely affect the Fund's net asset value per share ("NAV"), trading price, yield, total return and/or ability to meet its objectives. For more information about the risks of investing in the Fund, see the sections in the Fund's Prospectus titled "Additional Principal Risk Information About the Funds" and "Additional Non-Principal Risk Information."

- **Investment Risk.** As with all investments, an investment in the Fund is subject to investment risk. Investors in the Fund could lose money, including the possible loss of the entire principal amount of an investment, over short or long periods of time.
- **Market Risk.** The trading prices of equity securities and other instruments fluctuate in response to a variety of factors, such as economic, financial or political events that impact the entire market, market segments, or specific issuers. The Fund's NAV and market price may fluctuate significantly in response to these and other factors. As a result, an investor could lose money over short or long periods of time.
- **Shares of the Fund May Trade at Prices Other Than NAV.** As with all exchange-traded funds ("ETFs"), Fund shares may be bought and sold in the secondary market at market prices. The trading prices of the Fund's shares in the secondary market generally differ from the Fund's daily NAV and there may be times when the market price of the shares is more than the NAV (premium) or less than the NAV (discount). This risk is heightened in times of market volatility or periods of steep market declines. Because securities held by the Fund trade on foreign exchanges that are closed when the Fund's primary listing exchange is open, the Fund is likely to experience premiums and discounts greater than those of domestic ETFs.
- **Consumer Discretionary Sector Risk.** The Fund currently invests a significant portion of its assets in the consumer discretionary sector, and therefore the Fund's performance could be negatively impacted by events affecting this sector. The consumer discretionary sector includes, for example, automobile, textile, retail, and media companies. This sector can be significantly affected by, among other things, economic growth, worldwide demand, social trends, consumers' disposable income levels, and propensity to spend.
- **Currency Exchange Rate Risk.** Changes in currency exchange rates and the relative value of Japanese yen will affect the value of the Fund's investment and the value of your Fund shares. Currency exchange rates can be very volatile and can change quickly and unpredictably. As a result, the value of an investment in the Fund may change quickly and without warning and you may lose money.

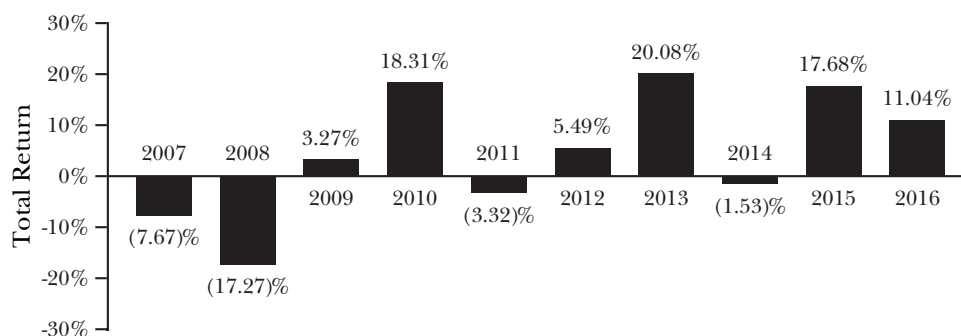
- **Cyber Security Risk.** The Fund and its service providers may be susceptible to operational and information security risks resulting from a breach in cyber security, including cyber-attacks. A breach in cyber security, intentional or unintentional, may adversely impact the Fund in many ways, including, but not limited to, disruption of the Fund's operational capacity, loss of proprietary information, theft or corruption of data, denial-of-service attacks on websites or network resources, and the unauthorized release of confidential information. Cyber-attacks affecting the Fund's third-party service providers, market makers, Authorized Participants, or the issuers of securities in which the Fund invests may subject the Fund to many of the same risks associated with direct cyber security breaches.
- **Dividend Paying Securities Risk.** Securities that pay dividends, as a group, may be out of favor with the market and underperform the overall equity market or stocks of companies that do not pay dividends. In addition, changes in the dividend policies of the companies held by the Fund or the capital resources available for such company's dividend payments may adversely affect the Fund.
- **Foreign Securities Risk.** Investments in non-U.S. securities involve political, regulatory, and economic risks that may not be present in U.S. securities. For example, investments in non-U.S. securities may be subject to risk of loss due to foreign currency fluctuations, political or economic instability, or geographic events that adversely impact issuers of foreign securities. Investments in non-U.S. securities also may be subject to withholding or other taxes and may be subject to additional trading, settlement, custodial, and operational risks. These and other factors can make investments in the Fund more volatile and potentially less liquid than other types of investments and may be heightened in connection with investments in developing or emerging markets countries.
- **Geographic Concentration in Japan.** Because the Fund invests primarily in the securities of companies in Japan, the Fund's performance is expected to be closely tied to social, political, and economic conditions within Japan and to be more volatile than the performance of more geographically diversified funds. The Japanese economy has only recently emerged from a prolonged economic downturn. Since the year 2000, Japan's economic growth rate has remained relatively low. Economic growth is heavily dependent on international trade, government support of the financial services sector and other troubled sectors, and consistent government policy supporting its export market. Slowdowns in the economies of key trading partners such as the United States, China and/or countries in Southeast Asia, including economic, political or social instability in such countries, could also have a negative impact on the Japanese economy as a whole. Currency fluctuations may also adversely impact the Japanese economy and its export market. In the past, the Japanese government has intervened in its currency market to maintain or reduce the value of the yen. Any such intervention could cause the yen's value to fluctuate sharply and unpredictably and could cause losses to investors. In addition, Japan's labor market is adapting to an aging workforce, declining population, and demand for increased labor mobility. These demographic shifts and fundamental structural changes to the labor market may negatively impact Japan's economic competitiveness. These and other factors could have a negative impact on the Fund's performance and increase the volatility of an investment in the Fund.
- **Geopolitical Risk.** Japan has experienced security concerns, war, threats of war, aggression and/or conflict, terrorism, economic uncertainty, natural and environmental disasters and/or systemic market dislocations (including due to events outside of Japan) that have led, and in the future may lead, to increased short-term market volatility and may have adverse long-term effects on the U.S. and world economies and markets generally, each of which may negatively impact the Fund's investments.
- **Industrial Sector Risk.** The Fund currently invests a significant portion of its assets in the industrial sector, and therefore the Fund's performance could be negatively impacted by events affecting this sector. The industrial sector includes, for example, aerospace and defense, non-residential construction, engineering, machinery, transportation, and commercial and professional services companies. The industrial sector can be significantly affected by, among other things, worldwide economy growth, supply and demand for specific products and services, rapid technological developments, and government regulation.
- **Index and Data Risk.** The Fund is not "actively" managed and seeks to track the price and yield performance, before fees and expenses, of the Index. The Index provider has the right to make adjustments to the Index or to cease making the Index available without regard to the particular interests of the Fund or its shareholders. If the computers or other facilities of the Index provider, Index calculation agent, data providers and/or relevant stock exchange malfunction for any reason, calculation and dissemination of Index values may be delayed and trading in Fund shares may be suspended for a period of time. Errors in Index data, Index calculations and/or the construction of the Index may occur from time to time and may not be identified and/or corrected by the Index

provider, Index calculation agent or other applicable party for a period of time or at all, which may have an adverse impact on the Fund and its shareholders. The potential risk of continuing error may be particularly heightened in the case of the Index, which is generally not used as a benchmark by other funds or managers.

- **Investment Style Risk.** The Fund invests in the securities included in, or representative of, the Index regardless of their investment merit. The Fund does not attempt to outperform the Index or take defensive positions in declining markets. As a result, the Fund's performance may be adversely affected by a general decline in the market segments relating to the Index.
- **Issuer-Specific Risk.** Issuer-specific events, including changes in the actual or perceived financial condition of an issuer, can have a negative impact on the value of the Fund.
- **Non-Correlation Risk.** As with all index funds, the performance of the Fund and its Index may differ from each other for a variety of reasons.
- **Non-Diversification Risk.** The Fund is considered to be non-diversified, which means that it may invest more of its assets in the securities of a single issuer or a smaller number of issuers than if it were a diversified fund. To the extent the Fund invests a significant percentage of its assets in a limited number of issuers, the Fund is subject to the risks of investing in those few issuers, and may be more susceptible to a single adverse economic or regulatory occurrence. As a result, changes in the market value of a single security could cause greater fluctuations in the value of Fund shares than would occur in a diversified fund.
- **Operational Risk.** The Fund and its service providers may experience disruptions that arise from human error, processing and communications errors, counterparty or third-party errors, technology or systems failures, any of which may have an adverse impact on the Fund.
- **Small-Capitalization Investing Risk.** The Fund invests primarily in the securities of small-capitalization companies. As a result, the Fund may be more volatile than funds that invest in larger, more established companies. The securities of small-capitalization companies generally trade in lower volumes and are subject to greater and more unpredictable price changes than larger capitalization stocks or the stock market as a whole. Small-capitalization companies may be particularly sensitive to adverse economic developments as well as changes in interest rates, government regulation, borrowing costs and earnings.

## Fund Performance

Historical Fund performance, which varies over time, can provide an indication of the risks of investing in the Fund. The bar chart that follows shows the annual total returns of the Fund for each full calendar year since the Fund commenced operations. The table that follows the bar chart shows the Fund's average annual total returns, both before and after taxes. This table also shows how the Fund's performance compares to the Index and that of a relevant broad-based securities index. Index returns do not reflect deductions for fees, expenses or taxes. All returns assume reinvestment of dividends and distributions. The Fund's past performance (before and after taxes) is not necessarily an indication of how the Fund will perform in the future.



The Fund's year-to-date total return as of June 30, 2017 was 13.64%.

## Best and Worst Quarter Returns (for the periods reflected in the bar chart above)

	Return	Quarter/Year
Highest Return	23.03%	2Q/2009
Lowest Return	(16.07)%	1Q/2009

After-tax returns are calculated using the highest historical individual federal marginal income tax rates and do not reflect the impact of state and local taxes. Actual after-tax returns depend on your tax situation and may differ from those shown and are not relevant if you hold your shares through tax-deferred arrangements, such as 401(k) plans or individual retirement accounts. In some cases the return after taxes may exceed the return before taxes due to an assumed tax benefit from any losses on a sale of Fund shares at the end of the measurement period.

#### **Average Annual Total Returns for the periods ending December 31, 2016**

<b>WisdomTree Japan SmallCap Dividend Fund</b>	<b>1 Year</b>	<b>5 Years</b>	<b>10 Years</b>
Return Before Taxes Based on NAV	11.04%	10.26%	3.93%
Return After Taxes on Distributions	10.72%	9.88%	3.68%
Return After Taxes on Distributions and Sale of Fund Shares	6.77%	8.16%	3.17%
WisdomTree Japan SmallCap Dividend Index (Reflects no deduction for fees, expenses or taxes)	11.94%	10.88%	4.67%
MSCI Japan Small Cap Index (Reflects no deduction for fees, expenses or taxes)	7.57%	10.16%	3.19%

#### **Management**

##### **Investment Adviser and Sub-Adviser**

WisdomTree Asset Management, Inc. serves as investment adviser to the Fund. Mellon Capital Management Corporation serves as sub-adviser to the Fund.

##### **Portfolio Managers**

The Fund is managed by Mellon Capital's Equity Portfolio Management team. The individual members of the team jointly and primarily responsible for the day-to-day management of the Fund's portfolio are described below.

Karen Q. Wong, CFA, a Managing Director, Head of Equity Portfolio Management, has been a portfolio manager of the Fund since February 2008.

Richard A. Brown, CFA, a Managing Director and Senior Portfolio Manager, Equity Portfolio Management, has been a portfolio manager of the Fund since February 2008.

Thomas J. Durante, CFA, a Managing Director and Senior Portfolio Manager, Equity Portfolio Management, has been a portfolio manager of the Fund since February 2008.

##### **Buying and Selling Fund Shares**

The Fund is an ETF. This means that shares of the Fund are listed on a national securities exchange, such as NYSE Arca, and trade at market prices. Most investors will buy and sell shares of the Fund through brokers. Because Fund shares trade at market prices rather than NAV, shares may trade at a price greater than NAV (premium) or less than NAV (discount).

The Fund issues and redeems shares at NAV only in large blocks of shares ("Creation Units"), which only certain institutions or large investors (typically market makers or other broker-dealers) may purchase or redeem. Currently, Creation Units generally consist of 50,000 shares, though this may change from time to time. Creation Units are not expected to consist of less than 25,000 shares. The Fund issues and redeems Creation Units in exchange for a portfolio of securities and/or U.S. cash.

##### **Tax Information**

The Fund intends to make distributions that may be taxed as ordinary income, qualified dividend income, or capital gains.

##### **Payments to Broker-Dealers and Other Financial Intermediaries**

If you purchase shares of the Fund through a broker-dealer or other financial intermediary (such as a bank) (an "Intermediary"), WisdomTree Asset Management or its affiliates may pay Intermediaries for certain activities related to the Fund, including participation in activities that are designed to make Intermediaries more knowledgeable about exchange traded products, including the Fund, or for other activities, such as marketing, educational training or other initiatives related to the sale or promotion of Fund shares. These payments may create a conflict of interest by influencing the Intermediary and your salesperson to recommend the Fund over another investment.



Any such arrangements do not result in increased Fund expenses. Ask your salesperson or visit the Intermediary's website for more information.

# WisdomTree Australia Dividend Fund

## Investment Objective

The WisdomTree Australia Dividend Fund (the “Fund”) seeks to track the price and yield performance, before fees and expenses, of the WisdomTree Australia Dividend Index (the “Index”).

## Fees and Expenses of the Fund

The following table describes the fees and expenses you may pay if you buy and hold shares of the Fund. The fees are expressed as a percentage of the Fund’s average net assets.

<b>Shareholder Fees</b> (fees paid directly from your investment)	None
<b>Annual Fund Operating Expenses</b> (expenses that you pay each year as a percentage of the value of your investment)	
Management Fees	0.58%
Distribution and/or Service (12b-1) Fees	None
Other Expenses	0.00%
<b>Total Annual Fund Operating Expenses</b>	0.58%

## Example

The following example is intended to help retail investors compare the cost of investing in the Fund with the cost of investing in other funds. It illustrates the hypothetical expenses that such investors would incur over various periods if they were to invest \$10,000 in the Fund for the time periods indicated and then redeem all of the shares at the end of those periods. This example assumes that the Fund provides a return of 5% a year and that operating expenses remain the same. This example does not include the brokerage commissions that retail investors may pay to buy and sell shares of the Fund. Although your actual costs may be higher or lower, based on these assumptions, your costs would be:

	1 Year	3 Years	5 Years	10 Years
	\$ 59	\$ 186	\$ 324	\$ 726

## Portfolio Turnover

The Fund pays transaction costs, such as commissions, when it buys and sells securities (or “turns over” its portfolio). A higher portfolio turnover rate may indicate higher transaction costs and may result in higher taxes when Fund shares are held in a taxable account. These costs, which are not reflected in annual fund operating expenses or in the example, affect the Fund’s performance. During the most recent fiscal year, the Fund’s portfolio turnover rate was 30% of the average value of its portfolio, excluding the value of portfolio securities received or delivered as a result of in-kind creations or redemptions of the Fund’s capital shares.

## Principal Investment Strategies of the Fund

The Fund employs a “passive management” – or indexing – investment approach designed to track the performance of the Index. The Fund generally uses a representative sampling strategy to achieve its investment objective, meaning it generally will invest in a sample of the securities in the Index whose risk, return and other characteristics resemble the risk, return and other characteristics of the Index as a whole. Under normal circumstances, at least 95% of the Fund’s total assets (exclusive of collateral held from securities lending) will be invested in component securities of the Index and investments that have economic characteristics that are substantially identical to the economic characteristics of such component securities.

The Index is a fundamentally weighted index that is comprised of high-dividend yielding companies in Australia. The Index is comprised of dividend-paying companies incorporated in Australia with a minimum market capitalization of \$1.0 billion as of the annual Index screening date. The Index is comprised of the ten largest qualifying companies from each sector ranked by market capitalization. To be eligible for inclusion in the Index, a company must also meet the following criteria: (i) payment of at least \$5 million in cash dividends in the annual cycle prior to the annual Index screening date; and (ii) average daily dollar trading volume of at least \$100,000 for three months preceding the annual Index screening date.

Components in the Index are weighted by dividend yield at the time of the International Weighting Date (i.e., a component company’s weight in the Index is equal to its dividend yield divided by the sum of all the dividend yields

for all the component companies in the Index.) A company's dividend yield is determined by dividing the company's dividend per share by its stock price per share. Companies with a higher dividend yield are more heavily weighted. The maximum weight of any one sector in the Index at the time of the Index's annual screening date is capped at 25%; however, sector weights may fluctuate above the specified cap in response to market conditions and/or the application of volume factor adjustments. The Index methodology applies a volume factor adjustment to reduce a component security's weight in the Index and reallocate the reduction in weight pro rata among the other securities if, as of the annual Index screening date, a component security no longer meets certain trading volume thresholds.

WisdomTree Investments, Inc. ("WisdomTree Investments"), as Index provider, currently uses Standard & Poor's Global Industry Classification Standards ("S&P GICS") to define companies within a sector. The following sectors are included in the Index: consumer discretionary, consumer staples, energy, financials, health care, industrials, information technology, materials, real estate, telecommunication services, and utilities. A sector is comprised of multiple industries. For example, the energy sector is comprised of companies in, among others, the natural gas, oil and petroleum industries. As of June 30, 2017, a significant portion of the Index is comprised of companies in the consumer discretionary and financial sectors.

To the extent the Index concentrates (*i.e.*, holds 25% or more of its total assets) in the securities of a particular industry or group of industries, the Fund will concentrate its investments to approximately the same extent as the Index.

### **Principal Risks of Investing in the Fund**

You can lose money on your investment in the Fund. The Fund is subject to the risks described below. Some or all of these risks may adversely affect the Fund's net asset value per share ("NAV"), trading price, yield, total return and/or ability to meet its objectives. For more information about the risks of investing in the Fund, see the sections in the Fund's Prospectus titled "Additional Principal Risk Information About the Funds" and "Additional Non-Principal Risk Information."

- **Investment Risk.** As with all investments, an investment in the Fund is subject to investment risk. Investors in the Fund could lose money, including the possible loss of the entire principal amount of an investment, over short or long periods of time.
- **Market Risk.** The trading prices of equity securities and other instruments fluctuate in response to a variety of factors, such as economic, financial or political events that impact the entire market, market segments, or specific issuers. The Fund's NAV and market price may fluctuate significantly in response to these and other factors. As a result, an investor could lose money over short or long periods of time.
- **Shares of the Fund May Trade at Prices Other Than NAV.** As with all exchange-traded funds ("ETFs"), Fund shares may be bought and sold in the secondary market at market prices. The trading prices of the Fund's shares in the secondary market generally differ from the Fund's daily NAV and there may be times when the market price of the shares is more than the NAV (premium) or less than the NAV (discount). This risk is heightened in times of market volatility or periods of steep market declines. Because securities held by the Fund trade on foreign exchanges that are closed when the Fund's primary listing exchange is open, the Fund is likely to experience premiums and discounts greater than those of domestic ETFs.
- **Consumer Discretionary Sector Risk.** The Fund currently invests a significant portion of its assets in the consumer discretionary sector, and therefore the Fund's performance could be negatively impacted by events affecting this sector. The consumer discretionary sector includes, for example, automobile, textile, retail, and media companies. This sector can be significantly affected by, among other things, economic growth, worldwide demand, social trends, consumers' disposable income levels, and propensity to spend.
- **Currency Exchange Rate Risk.** Changes in currency exchange rates and the relative value of Australian dollars will affect the value of the Fund's investment and the value of your Fund shares. Currency exchange rates can be very volatile and can change quickly and unpredictably. As a result, the value of an investment in the Fund may change quickly and without warning and you may lose money.
- **Cyber Security Risk.** The Fund and its service providers may be susceptible to operational and information security risks resulting from a breach in cyber security, including cyber-attacks. A breach in cyber security, intentional or unintentional, may adversely impact the Fund in many ways, including, but not limited to, disruption of the Fund's operational capacity, loss of proprietary information, theft or corruption of data, denial-of-service attacks on websites or network resources, and the unauthorized release of confidential information.

Cyber-attacks affecting the Fund's third-party service providers, market makers, Authorized Participants, or the issuers of securities in which the Fund invests may subject the Fund to many of the same risks associated with direct cyber security breaches.

- **Dividend Paying Securities Risk.** Securities that pay dividends, as a group, may be out of favor with the market and underperform the overall equity market or stocks of companies that do not pay dividends. In addition, changes in the dividend policies of the companies held by the Fund or the capital resources available for such company's dividend payments may adversely affect the Fund.
- **Financial Sector Risk.** The Fund currently invests a significant portion of its assets in the financial sector, and therefore the Fund's performance could be negatively impacted by events affecting this sector. The financial sector includes, for example, banks and financial institutions providing mortgage and mortgage related services. This sector can be significantly affected by, among other things, changes in interest rates, government regulation, the rate of defaults on corporate, consumer and government debt, the availability and cost of capital, and fallout from the housing and sub-prime mortgage crisis.
- **Foreign Securities Risk.** Investments in non-U.S. securities involve political, regulatory, and economic risks that may not be present in U.S. securities. For example, investments in non-U.S. securities may be subject to risk of loss due to foreign currency fluctuations, political or economic instability, or geographic events that adversely impact issuers of foreign securities. Investments in non-U.S. securities also may be subject to withholding or other taxes and may be subject to additional trading, settlement, custodial, and operational risks. These and other factors can make investments in the Fund more volatile and potentially less liquid than other types of investments and may be heightened in connection with investments in developing or emerging markets countries.
- **Geographic Concentration in Australia.** Because the Fund invests primarily in the securities of companies in Australia, the Fund's performance is expected to be closely tied to social, political, and economic conditions within Australia and to be more volatile than the performance of more geographically diversified funds. The Australian economy is heavily dependent on the price and demand for commodities and natural resources as well as its exports from the agricultural and mining sectors. Declines in the demand for such products may have an adverse impact on the Fund's returns. The Fund is susceptible to loss due to adverse market, political, regulatory, and other events affecting Australia. These events may in turn adversely affect the trading market and price for Fund shares and cause the Fund to decline in value.
- **Geopolitical Risk.** Australia has experienced security concerns, war, threats of war, aggression and/or conflict, terrorism, economic uncertainty, natural and environmental disasters and/or systemic market dislocations (including due to events outside of Australia) that have led, and in the future may lead, to increased short-term market volatility and may have adverse long-term effects on the U.S. and world economies and markets generally, each of which may negatively impact the Fund's investments.
- **Index and Data Risk.** The Fund is not "actively" managed and seeks to track the price and yield performance, before fees and expenses, of the Index. The Index provider has the right to make adjustments to the Index or to cease making the Index available without regard to the particular interests of the Fund or its shareholders. If the computers or other facilities of the Index provider, Index calculation agent, data providers and/or relevant stock exchange malfunction for any reason, calculation and dissemination of Index values may be delayed and trading in Fund shares may be suspended for a period of time. Errors in Index data, Index calculations and/or the construction of the Index may occur from time to time and may not be identified and/or corrected by the Index provider, Index calculation agent or other applicable party for a period of time or at all, which may have an adverse impact on the Fund and its shareholders. The potential risk of continuing error may be particularly heightened in the case of the Index, which is generally not used as a benchmark by other funds or managers.
- **Investment Style Risk.** The Fund invests in the securities included in, or representative of, the Index regardless of their investment merit. The Fund does not attempt to outperform the Index or take defensive positions in declining markets. As a result, the Fund's performance may be adversely affected by a general decline in the market segments relating to the Index.
- **Issuer-Specific Risk.** Issuer-specific events, including changes in the actual or perceived financial condition of an issuer, can have a negative impact on the value of the Fund.
- **Large-Capitalization Investing Risk.** The Fund may invest in the securities of large-capitalization companies. As a result, the Fund's performance may be adversely affected if securities of large-capitalization companies

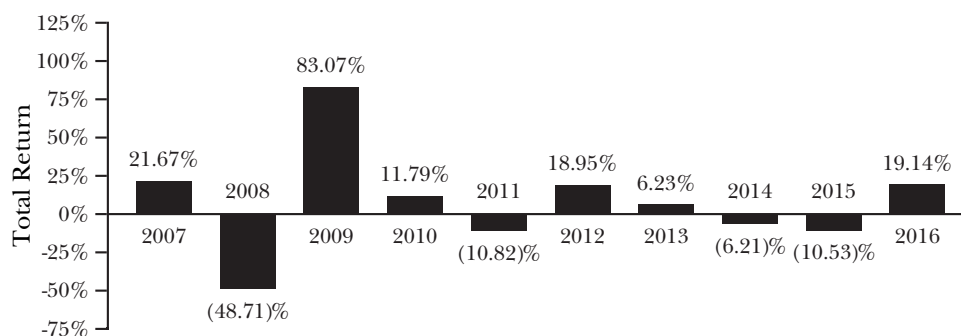
underperform securities of smaller-capitalization companies or the market as a whole. Large-capitalization companies may adapt more slowly to new competitive challenges and be subject to slower growth during times of economic expansion.

- **Mid-Capitalization Investing Risk.** The Fund may invest in the securities of mid-capitalization companies. As a result, the Fund's performance may be adversely affected if securities of mid-capitalization companies underperform securities of other capitalization ranges or the market as a whole. Securities of mid-capitalization companies are often less stable and more vulnerable to market volatility and adverse economic developments than securities of larger companies.
- **Non-Correlation Risk.** As with all index funds, the performance of the Fund and its Index may differ from each other for a variety of reasons.
- **Non-Diversification Risk.** The Fund is considered to be non-diversified, which means that it may invest more of its assets in the securities of a single issuer or a smaller number of issuers than if it were a diversified fund. To the extent the Fund invests a significant percentage of its assets in a limited number of issuers, the Fund is subject to the risks of investing in those few issuers, and may be more susceptible to a single adverse economic or regulatory occurrence. As a result, changes in the market value of a single security could cause greater fluctuations in the value of Fund shares than would occur in a diversified fund.
- **Operational Risk.** The Fund and its service providers may experience disruptions that arise from human error, processing and communications errors, counterparty or third-party errors, technology or systems failures, any of which may have an adverse impact on the Fund.

## Fund Performance

Historical Fund performance, which varies over time, can provide an indication of the risks of investing in the Fund. The bar chart that follows shows the annual total returns of the Fund for each full calendar year since the Fund commenced operations. The table that follows the bar chart shows the Fund's average annual total returns, both before and after taxes. This table also shows how the Fund's performance compares to the Index and that of a relevant broad-based securities index. Index returns do not reflect deductions for fees, expenses or taxes. All returns assume reinvestment of dividends and distributions. The Fund's past performance (before and after taxes) is not necessarily an indication of how the Fund will perform in the future.

The Fund's name and objective changed effective June 17, 2011. Fund performance prior to June 17, 2011 reflects the investment objective and style of the Fund when it was the WisdomTree Pacific ex-Japan Equity Income Fund, and tracked the performance of the WisdomTree Pacific ex-Japan Equity Income Index.



The Fund's year-to-date total return as of June 30, 2017 was 9.49%.

## Best and Worst Quarter Returns (for the periods reflected in the bar chart above)

	Return	Quarter/Year
Highest Return	37.96%	3Q/2009
Lowest Return	(27.00)%	4Q/2008

After-tax returns are calculated using the highest historical individual federal marginal income tax rates and do not reflect the impact of state and local taxes. Actual after-tax returns depend on your tax situation and may differ from those shown and are not relevant if you hold your shares through tax-deferred arrangements, such as 401(k) plans



or individual retirement accounts. In some cases the return after taxes may exceed the return before taxes due to an assumed tax benefit from any losses on a sale of Fund shares at the end of the measurement period.

### Average Annual Total Returns for the periods ending December 31, 2016

<b>WisdomTree Australia Dividend Fund*</b>	<b>1 Year</b>	<b>5 Years</b>	<b>10 Years</b>
Return Before Taxes Based on NAV	19.14%	4.78%	3.70%
Return After Taxes on Distributions	18.21%	3.72%	2.66%
Return After Taxes on Distributions and Sale of Fund Shares	11.58%	3.63%	2.91%
WisdomTree Pacific ex-Japan Equity Income/Australia Dividend Spliced Index** (Reflects no deduction for fees, expenses or taxes)	19.73%	5.12%	4.16%
MSCI Pacific ex-Japan Value/MSCI Australia Spliced Index*** (Reflects no deduction for fees, expenses or taxes)	11.45%	4.27%	2.93%

\* The Fund's objective changed effective June 17, 2011. Prior to that date, the Fund sought to track the price and yield performance, before fees and expenses, of the WisdomTree Pacific ex-Japan Equity Income Index. As of June 17, 2011, the Fund's objective seeks to track the price and yield performance, before fees and expenses, of the WisdomTree Australia Dividend Index.

\*\* Reflects performance of the WisdomTree Pacific ex-Japan Equity Income Index prior to June 17, 2011 and the WisdomTree Australia Dividend Index thereafter.

\*\*\* Reflects performance of the MSCI Pacific ex-Japan Value Index prior to June 17, 2011 and the MSCI Australia Index thereafter.

## Management

### Investment Adviser and Sub-Adviser

WisdomTree Asset Management, Inc. serves as investment adviser to the Fund. Mellon Capital Management Corporation serves as sub-adviser to the Fund.

### Portfolio Managers

The Fund is managed by Mellon Capital's Equity Portfolio Management team. The individual members of the team jointly and primarily responsible for the day-to-day management of the Fund's portfolio are described below.

Karen Q. Wong, CFA, a Managing Director, Head of Equity Portfolio Management, has been a portfolio manager of the Fund since February 2008.

Richard A. Brown, CFA, a Managing Director and Senior Portfolio Manager, Equity Portfolio Management, has been a portfolio manager of the Fund since February 2008.

Thomas J. Durante, CFA, a Managing Director and Senior Portfolio Manager, Equity Portfolio Management, has been a portfolio manager of the Fund since February 2008.

### Buying and Selling Fund Shares

The Fund is an ETF. This means that shares of the Fund are listed on a national securities exchange, such as NYSE Arca, and trade at market prices. Most investors will buy and sell shares of the Fund through brokers. Because Fund shares trade at market prices rather than NAV, shares may trade at a price greater than NAV (premium) or less than NAV (discount).

The Fund issues and redeems shares at NAV only in large blocks of shares ("Creation Units"), which only certain institutions or large investors (typically market makers or other broker-dealers) may purchase or redeem. Currently, Creation Units generally consist of 25,000 shares, though this may change from time to time. Creation Units are not expected to consist of less than 25,000 shares. The Fund issues and redeems Creation Units in exchange for a portfolio of securities and/or U.S. cash.

### Tax Information

The Fund intends to make distributions that may be taxed as ordinary income, qualified dividend income, or capital gains.

### Payments to Broker-Dealers and Other Financial Intermediaries

If you purchase shares of the Fund through a broker-dealer or other financial intermediary (such as a bank) (an "Intermediary"), WisdomTree Asset Management or its affiliates may pay Intermediaries for certain activities related to the Fund, including participation in activities that are designed to make Intermediaries more knowledgeable about exchange traded products, including the Fund, or for other activities, such as marketing, educational

training or other initiatives related to the sale or promotion of Fund shares. These payments may create a conflict of interest by influencing the Intermediary and your salesperson to recommend the Fund over another investment. Any such arrangements do not result in increased Fund expenses. Ask your salesperson or visit the Intermediary's website for more information.

# WisdomTree Japan Hedged Equity Fund

## Investment Objective

The WisdomTree Japan Hedged Equity Fund (the “Fund”) seeks to track the price and yield performance, before fees and expenses, of the WisdomTree Japan Hedged Equity Index (the “Index”). The Fund seeks to provide Japanese equity returns while mitigating or “hedging” against fluctuations between the value of the Japanese yen and the U.S. dollar.

## Fees and Expenses of the Fund

The following table describes the fees and expenses you may pay if you buy and hold shares of the Fund. The fees are expressed as a percentage of the Fund’s average net assets.

<b>Shareholder Fees</b> (fees paid directly from your investment)	None
<b>Annual Fund Operating Expenses</b> (expenses that you pay each year as a percentage of the value of your investment)	
Management Fees	0.48%
Distribution and/or Service (12b-1) Fees	None
Other Expenses	0.00%
<b>Total Annual Fund Operating Expenses</b>	0.48%

## Example

The following example is intended to help retail investors compare the cost of investing in the Fund with the cost of investing in other funds. It illustrates the hypothetical expenses that such investors would incur over various periods if they were to invest \$10,000 in the Fund for the time periods indicated and then redeem all of the shares at the end of those periods. This example assumes that the Fund provides a return of 5% a year and that operating expenses remain the same. This example does not include the brokerage commissions that retail investors may pay to buy and sell shares of the Fund. Although your actual costs may be higher or lower, based on these assumptions, your costs would be:

	<b>1 Year</b>	<b>3 Years</b>	<b>5 Years</b>	<b>10 Years</b>
	\$ 49	\$ 154	\$ 269	\$ 604

## Portfolio Turnover

The Fund pays transaction costs, such as commissions, when it buys and sells securities (or “turns over” its portfolio). A higher portfolio turnover rate may indicate higher transaction costs and may result in higher taxes when Fund shares are held in a taxable account. These costs, which are not reflected in annual fund operating expenses or in the example, affect the Fund’s performance. During the most recent fiscal year, the Fund’s portfolio turnover rate was 37% of the average value of its portfolio, excluding the value of portfolio securities received or delivered as a result of in-kind creations or redemptions of the Fund’s capital shares.

## Principal Investment Strategies of the Fund

The Fund employs a “passive management” – or indexing – investment approach designed to track the performance of the Index. The Fund generally uses a representative sampling strategy to achieve its investment objective, meaning it generally will invest in a sample of securities in the Index whose risk, return and other characteristics resemble the risk, return and other characteristics of the Index as a whole. Under normal circumstances, at least 95% of the Fund’s total assets (exclusive of collateral held from securities lending) will be invested in component securities of the Index and investments that have economic characteristics that are substantially identical to the economic characteristics of such component securities.

The Index is designed to provide exposure to Japanese equity markets while at the same time neutralizing exposure to fluctuations of the Japanese yen relative to the U.S. dollar. The Index consists of dividend-paying companies incorporated in Japan and traded on the Tokyo Stock Exchange that derive less than 80% of their revenue from sources in Japan. By excluding companies that derive 80% or more of their revenue from Japan, the Index is tilted towards companies with a more significant global revenue base. The companies included in the Index typically have greater exposure to the value of global currencies and, in many cases, their business prospects historically have improved when the value of the yen has declined and have weakened when the value of the yen has increased. To be eligible for inclusion in the Index, a company must meet the following criteria: (i) payment of at least \$5 million

in cash dividends on common shares in the annual cycle prior to the annual Index screening date; (ii) market capitalization of at least \$100 million as of the annual Index screening date; (iii) average daily dollar trading volume of at least \$100,000 for the three months preceding the annual Index screening date; and (iv) trading of at least 250,000 shares per month for each of the six months preceding the annual Index screening date.

Securities are weighted in the Index based on dividends paid over the prior annual cycle. Companies that pay a greater total dollar amount of dividends are more heavily weighted. To derive a company's initial Index weight, (i) *multiply* the U.S. dollar value of the company's annual gross dividend per share by the number of common shares outstanding for that company (the "Cash Dividend Factor"); (ii) calculate the Cash Dividend Factor for each company; (iii) add together all of the companies' Cash Dividend Factors; and (iv) *divide* the company's Cash Dividend Factor by the sum of all Cash Dividend Factors. At the time of the Index's annual screening date, the maximum weight of any single security in the Index is capped at 5% and the maximum weight of any one sector in the Index is capped at 25%; however, security and/or sector weights may fluctuate above the specified cap in response to market conditions and/or the application of volume factor adjustments. The Index methodology applies a volume factor adjustment to reduce a component security's weight in the Index and reallocate the reduction in weight pro rata among the other securities if, as of the annual Index screening date, a component security no longer meets certain trading volume thresholds.

WisdomTree Investments, Inc. ("WisdomTree Investments"), as Index provider, currently uses Standard & Poor's Global Industry Classification Standards ("S&P GICS") to define companies within a sector. The following sectors are included in the Index: consumer discretionary, consumer staples, energy, financials, health care, industrials, information technology, materials, real estate, telecommunication services, and utilities. A sector is comprised of multiple industries. For example, the energy sector is comprised of companies in, among others, the natural gas, oil and petroleum industries. As of June 30, 2017, a significant portion of the Index is comprised of companies in the consumer discretionary and industrial sectors.

The Index "hedges" against fluctuations in the relative value of the Japanese yen against the U.S. dollar. The Index is designed to have higher returns than an equivalent un-hedged investment when the yen is weakening relative to the U.S. dollar. Conversely, the Index is designed to have lower returns than an equivalent unhedged investment when the yen is rising relative to the U.S. dollar. The Index applies an applicable published one-month currency forward rate to the total equity exposure to Japan to hedged against fluctuations in the relative value of the Japanese yen against the U.S. dollar.

Forward currency contracts or futures contracts are used to offset the Fund's exposure to the Japanese yen. The amount of forward contracts and futures contracts in the Fund is based on the aggregate exposure of the Fund and Index to the Japanese yen. While this approach is designed to minimize the impact of currency fluctuations on Fund returns, it does not necessarily eliminate the Fund's exposure to the yen. The return of the forward currency contracts and currency futures contracts may not perfectly offset the actual fluctuations between the yen and the U.S. dollar.

To the extent the Index concentrates (*i.e.*, holds 25% or more of its total assets in the securities of a particular industry or group of industries, the Fund will concentrate its investments to approximately the same extent as the Index.

### **Principal Risks of Investing in the Fund**

You can lose money on your investment in the Fund. The Fund is subject to the risks described below. Some or all of these risks may adversely affect the Fund's net asset value per share ("NAV"), trading price, yield, total return and/or ability to meet its objectives. For more information about the risks of investing in the Fund, see the sections in the Fund's Prospectus titled "Additional Principal Risk Information About the Funds" and "Additional Non-Principal Risk Information."

- **Investment Risk.** As with all investments, an investment in the Fund is subject to investment risk. Investors in the Fund could lose money, including the possible loss of the entire principal amount of an investment, over short or long periods of time.
- **Market Risk.** The trading prices of equity securities and other instruments fluctuate in response to a variety of factors, such as economic, financial or political events that impact the entire market, market segments, or specific issuers. The Fund's NAV and market price may fluctuate significantly in response to these and other factors. As a result, an investor could lose money over short or long periods of time.

- **Shares of the Fund May Trade at Prices Other Than NAV.** As with all exchange-traded funds (“ETFs”), Fund shares may be bought and sold in the secondary market at market prices. The trading prices of the Fund’s shares in the secondary market generally differ from the Fund’s daily NAV and there may be times when the market price of the shares is more than the NAV (premium) or less than the NAV (discount). This risk is heightened in times of market volatility or periods of steep market declines. Because securities held by the Fund trade on foreign exchanges that are closed when the Fund’s primary listing exchange is open, the Fund is likely to experience premiums and discounts greater than those of domestic ETFs.
- **Cash Redemption Risk.** The Fund’s investment strategy will require it to redeem shares for cash or to otherwise include cash as part of its redemption proceeds. The Fund may be required to sell or unwind portfolio investments in order to obtain the cash needed to distribute redemption proceeds. This may cause the Fund to recognize a capital gain that it might not have recognized if it had made a redemption in-kind. As a result, the Fund may pay out higher annual capital gain distributions than if the in-kind redemption process was used.
- **Consumer Discretionary Sector Risk.** The Fund currently invests a significant portion of its assets in the consumer discretionary sector, and therefore the Fund’s performance could be negatively impacted by events affecting this sector. The consumer discretionary sector includes, for example, automobile, textile, retail, and media companies. This sector can be significantly affected by, among other things, economic growth, worldwide demand, social trends, consumers’ disposable income levels, and propensity to spend.
- **Currency Exchange Rate Risk.** The Fund uses various strategies to attempt to minimize the impact of changes in the value of the Japanese yen against the U.S. dollar. These strategies may not be successful. In order to minimize transaction costs, or for other reasons, the Fund’s exposure to the yen may not be fully hedged at all times. Currency exchange rates can be very volatile and can change quickly and unpredictably. Therefore, the value of an investment in the Fund may also go up or down quickly and unpredictably and investors may lose money.
- **Cyber Security Risk.** The Fund and its service providers may be susceptible to operational and information security risks resulting from a breach in cyber security, including cyber-attacks. A breach in cyber security, intentional or unintentional, may adversely impact the Fund in many ways, including, but not limited to, disruption of the Fund’s operational capacity, loss of proprietary information, theft or corruption of data, denial-of-service attacks on websites or network resources, and the unauthorized release of confidential information. Cyber-attacks affecting the Fund’s third-party service providers, market makers, Authorized Participants, or the issuers of securities in which the Fund invests may subject the Fund to many of the same risks associated with direct cyber security breaches.
- **Derivatives Risk.** The Fund invests in derivatives. Derivatives are financial instruments that derive their performance from an underlying reference asset, such as a commodity, index, interest rate or inflation rate. The return on a derivative instrument may not correlate with the return of its underlying reference asset. Derivatives are subject to a number of risks described elsewhere in the Fund’s Prospectus, such as market risk and issuer-specific risk. Derivatives can be volatile and may be less liquid than other securities. As a result, the value of an investment in the Fund may change quickly and without warning and you may lose money. In addition to the other risks associated with the use of derivatives described elsewhere in this Prospectus, there are risks associated with the Fund’s use of forward currency contracts and/or futures contracts. With respect to forward currency contracts, these risks include but are not limited to the risk that the counterparty will default on its obligations. With respect to futures contracts, these risks include but are not limited to: (1) the success of the adviser’s and sub-adviser’s ability to predict movements in the prices of individual currencies or securities, fluctuations in markets and movements in interest rates; (2) an imperfect or no correlation between the changes in market value of the currencies or securities and the prices of futures contracts; and (3) no guarantee that an active market will exist for the contracts at any particular time.
- **Foreign Securities Risk.** Investments in non-U.S. securities involve political, regulatory, and economic risks that may not be present in U.S. securities. For example, investments in non-U.S. securities may be subject to risk of loss due to foreign currency fluctuations, political or economic instability, or geographic events that adversely impact issuers of foreign securities. Investments in non-U.S. securities also may be subject to withholding or other taxes and may be subject to additional trading, settlement, custodial, and operational risks. These and other factors can make investments in the Fund more volatile and potentially less liquid than other types of investments and may be heightened in connection with investments in developing or emerging markets countries.
- **Geographic Concentration in Japan.** Because the Fund invests primarily in the securities of companies in Japan, the Fund’s performance is expected to be closely tied to social, political, and economic conditions within Japan



and to be more volatile than the performance of more geographically diversified funds. The Japanese economy has only recently emerged from a prolonged economic downturn. Since the year 2000, Japan's economic growth rate has remained relatively low. Economic growth is heavily dependent on international trade, government support of the financial services sector and other troubled sectors, and consistent government policy supporting its export market. Slowdowns in the economies of key trading partners such as the United States, China and/or countries in Southeast Asia, including economic, political or social instability in such countries, could also have a negative impact on the Japanese economy as a whole. Currency fluctuations may also adversely impact the Japanese economy and its export market. In the past, the Japanese government has intervened in its currency market to maintain or reduce the value of the yen. Any such intervention could cause the yen's value to fluctuate sharply and unpredictably and could cause losses to investors. In addition, Japan's labor market is adapting to an aging workforce, declining population, and demand for increased labor mobility. These demographic shifts and fundamental structural changes to the labor market may negatively impact Japan's economic competitiveness. These and other factors could have a negative impact on the Fund's performance and increase the volatility of an investment in the Fund.

- **Geopolitical Risk.** Japan has experienced security concerns, war, threats of war, aggression and/or conflict, terrorism, economic uncertainty, natural and environmental disasters and/or systemic market dislocations (including due to events outside of Japan) that have led, and in the future may lead, to increased short-term market volatility and may have adverse long-term effects on the U.S. and world economies and markets generally, each of which may negatively impact the Fund's investments.
- **Hedging Risk.** Derivatives used by the Fund to offset its exposure to foreign currencies represented in the Index may not perform as intended. There can be no assurance that the Fund's hedging transactions will be effective. The value of an investment in the Fund could be significantly and negatively impacted if foreign currencies represented in the Index appreciate at the same time that the value of the Fund's equity holdings fall.
- **Industrial Sector Risk.** The Fund currently invests a significant portion of its assets in the industrial sector, and therefore the Fund's performance could be negatively impacted by events affecting this sector. The industrial sector includes, for example, aerospace and defense, non-residential construction, engineering, machinery, transportation, and commercial and professional services companies. The industrial sector can be significantly affected by, among other things, worldwide economy growth, supply and demand for specific products and services, rapid technological developments, and government regulation.
- **Index and Data Risk.** The Fund is not "actively" managed and seeks to track the price and yield performance, before fees and expenses, of the Index. The Index provider has the right to make adjustments to the Index or to cease making the Index available without regard to the particular interests of the Fund or its shareholders. If the computers or other facilities of the Index provider, Index calculation agent, data providers and/or relevant stock exchange malfunction for any reason, calculation and dissemination of Index values may be delayed and trading in Fund shares may be suspended for a period of time. Errors in Index data, Index calculations and/or the construction of the Index may occur from time to time and may not be identified and/or corrected by the Index provider, Index calculation agent or other applicable party for a period of time or at all, which may have an adverse impact on the Fund and its shareholders. The potential risk of continuing error may be particularly heightened in the case of the Index, which is generally not used as a benchmark by other funds or managers.
- **Investment Style Risk.** The Fund invests in the securities included in, or representative of, the Index regardless of their investment merit. The Fund does not attempt to outperform the Index or take defensive positions in declining markets. As a result, the Fund's performance may be adversely affected by a general decline in the market segments relating to the Index.
- **Issuer-Specific Risk.** Issuer-specific events, including changes in the actual or perceived financial condition of an issuer, can have a negative impact on the value of the Fund.
- **Large-Capitalization Investing Risk.** The Fund may invest in the securities of large-capitalization companies. As a result, the Fund's performance may be adversely affected if securities of large-capitalization companies underperform securities of smaller-capitalization companies or the market as a whole. Large-capitalization companies may adapt more slowly to new competitive challenges and be subject to slower growth during times of economic expansion.
- **Mid-Capitalization Investing Risk.** The Fund may invest in the securities of mid-capitalization companies. As a result, the Fund's performance may be adversely affected if securities of mid-capitalization companies

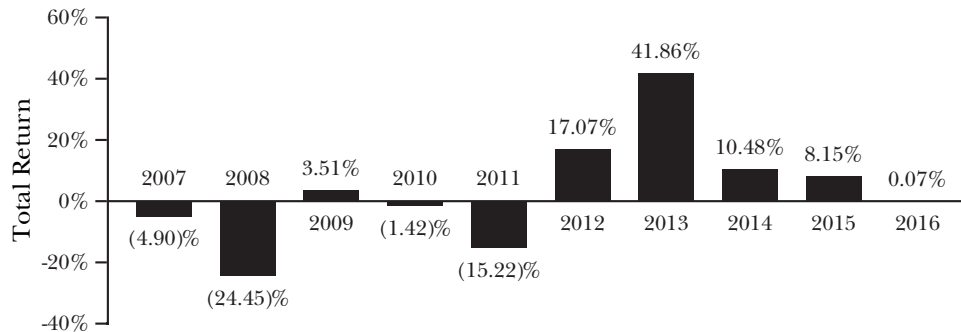
underperform securities of other capitalization ranges or the market as a whole. Securities of mid-capitalization companies are often less stable and more vulnerable to market volatility and adverse economic developments than securities of larger companies.

- **Non-Correlation Risk.** As with all index funds, the performance of the Fund and its Index may differ from each other for a variety of reasons.
- **Non-Diversification Risk.** The Fund is considered to be non-diversified, which means that it may invest more of its assets in the securities of a single issuer or a smaller number of issuers than if it were a diversified fund. To the extent the Fund invests a significant percentage of its assets in a limited number of issuers, the Fund is subject to the risks of investing in those few issuers, and may be more susceptible to a single adverse economic or regulatory occurrence. As a result, changes in the market value of a single security could cause greater fluctuations in the value of Fund shares than would occur in a diversified fund.
- **Operational Risk.** The Fund and its service providers may experience disruptions that arise from human error, processing and communications errors, counterparty or third-party errors, technology or systems failures, any of which may have an adverse impact on the Fund.

### Fund Performance

Historical Fund performance, which varies over time, can provide an indication of the risks of investing in the Fund. The bar chart that follows shows the annual total returns of the Fund for each full calendar year since the Fund commenced operations. The table that follows the bar chart shows the Fund's average annual total returns, both before and after taxes. This table also shows how the Fund's performance compares to the Index and that of a relevant broad-based securities index. Index returns do not reflect deductions for fees, expenses or taxes. All returns assume reinvestment of dividends and distributions. The Fund's past performance (before and after taxes) is not necessarily an indication of how the Fund will perform in the future.

The Fund's name and objective changed effective April 1, 2010. Fund performance prior to April 1, 2010 reflects the investment objective and style of the Fund when it was the WisdomTree Japan Total Dividend Fund, and tracked the performance of the WisdomTree Japan Dividend Index.



The Fund's year-to-date total return as of June 30, 2017 was 5.86%.

### Best and Worst Quarter Returns (for the periods reflected in the bar chart above)

	Return	Quarter/Year
Highest Return	20.20%	2Q/2009
Lowest Return	(16.31)%	1Q/2009

After-tax returns are calculated using the highest historical individual federal marginal income tax rates and do not reflect the impact of state and local taxes. Actual after-tax returns depend on your tax situation and may differ from those shown and are not relevant if you hold your shares through tax-deferred arrangements, such as 401(k) plans or individual retirement accounts. In some cases the return after taxes may exceed the return before taxes due to an assumed tax benefit from any losses on a sale of Fund shares at the end of the measurement period.

## Average Annual Total Returns for the periods ending December 31, 2016

<b>WisdomTree Japan Hedged Equity Fund*</b>	<b>1 Year</b>	<b>5 Years</b>	<b>10 Years</b>
Return Before Taxes Based on NAV	0.07%	14.71%	2.13%
Return After Taxes on Distributions	(0.25)%	13.38%	1.46%
Return After Taxes on Distributions and Sale of Fund Shares	0.57%	11.63%	1.61%
WisdomTree Japan Dividend/Japan Hedged Spliced Index** (Reflects no deduction for fees, expenses or taxes)	1.22%	15.42%	2.48%
MSCI Japan/Japan Local Currency Spliced Index*** (Reflects no deduction for fees, expenses or taxes)	(0.74)%	17.56%	2.73%

\* The Fund's objective changed effective April 1, 2010. Prior to that date, the Fund sought to track the price and yield performance, before fees and expenses, of the WisdomTree Japan Dividend Index. As of April 1, 2010, the Fund's objective seeks to track the price and yield performance, before fees and expenses, of the WisdomTree Japan Hedged Equity Index.

\*\* Reflects performance of the WisdomTree Japan Dividend Index prior to April 1, 2010 and the WisdomTree Japan Hedged Equity Index thereafter.

\*\*\* Reflects performance of the MSCI Japan Index prior to April 1, 2010 and the MSCI Japan Local Currency Index thereafter.

## Management

### Investment Adviser and Sub-Adviser

WisdomTree Asset Management, Inc. serves as investment adviser to the Fund. Mellon Capital Management Corporation serves as sub-adviser to the Fund.

### Portfolio Managers

The Fund is managed by Mellon Capital's Equity Portfolio Management team. The individual members of the team jointly and primarily responsible for the day-to-day management of the Fund's portfolio are described below.

Karen Q. Wong, CFA, a Managing Director, Head of Equity Portfolio Management, has been a portfolio manager of the Fund since February 2008.

Richard A. Brown, CFA, a Managing Director and Senior Portfolio Manager, Equity Portfolio Management, has been a portfolio manager of the Fund since February 2008.

Thomas J. Durante, CFA, a Managing Director and Senior Portfolio Manager, Equity Portfolio Management, has been a portfolio manager of the Fund since February 2008.

### Buying and Selling Fund Shares

The Fund is an ETF. This means that shares of the Fund are listed on a national securities exchange, such as NYSE Arca, and trade at market prices. Most investors will buy and sell shares of the Fund through brokers. Because Fund shares trade at market prices rather than NAV, shares may trade at a price greater than NAV (premium) or less than NAV (discount).

The Fund issues and redeems shares at NAV only in large blocks of shares ("Creation Units"), which only certain institutions or large investors (typically market makers or other broker-dealers) may purchase or redeem. Currently, Creation Units generally consist of 50,000 shares, though this may change from time to time. Creation Units are not expected to consist of less than 25,000 shares. The Fund issues and redeems Creation Units in exchange for a portfolio of securities and/or U.S. cash.

### Tax Information

The Fund intends to make distributions that may be taxed as ordinary income, qualified dividend income, or capital gains.

### Payments to Broker-Dealers and Other Financial Intermediaries

If you purchase shares of the Fund through a broker-dealer or other financial intermediary (such as a bank) (an "Intermediary"), WisdomTree Asset Management or its affiliates may pay Intermediaries for certain activities related to the Fund, including participation in activities that are designed to make Intermediaries more knowledgeable about exchange traded products, including the Fund, or for other activities, such as marketing, educational training or other initiatives related to the sale or promotion of Fund shares. These payments may create a conflict of interest by influencing the Intermediary and your salesperson to recommend the Fund over another investment.

Any such arrangements do not result in increased Fund expenses. Ask your salesperson or visit the Intermediary's website for more information.

# WisdomTree Japan Hedged Quality Dividend Growth Fund

## Investment Objective

The WisdomTree Japan Hedged Quality Dividend Growth Fund (the “Fund”) seeks to track the price and yield performance, before fees and expenses, of the WisdomTree Japan Hedged Quality Dividend Growth Index (the “Index”).

## Fees and Expenses of the Fund

The following table describes the fees and expenses you may pay if you buy and hold shares of the Fund. The fees are expressed as a percentage of the Fund’s average net assets.

<b>Shareholder Fees</b> (fees paid directly from your investment)	None
<b>Annual Fund Operating Expenses</b> (expenses that you pay each year as a percentage of the value of your investment)	
Management Fees	0.48%
Distribution and/or Service (12b-1) Fees	None
Other Expenses	0.00%
<b>Total Annual Fund Operating Expenses</b>	0.48%
Fee Waivers	(0.05)% <sup>1</sup>
<b>Total Annual Fund Operating Expenses After Fee Waivers</b>	0.43% <sup>1</sup>

<sup>1</sup> WisdomTree Asset Management, Inc. (“WisdomTree Asset Management” or the “Adviser”) has contractually agreed to limit the Management Fee to 0.43% through July 31, 2018, unless earlier terminated by the Board of Trustees of WisdomTree Trust (the “Trust”) for any reason at any time.

## Example

The following example is intended to help retail investors compare the cost of investing in the Fund with the cost of investing in other funds. It illustrates the hypothetical expenses that such investors would incur over various periods if they were to invest \$10,000 in the Fund for the time periods indicated and then redeem all of the shares at the end of those periods. This example assumes that the Fund provides a return of 5% a year and that operating expenses remain the same. This example does not include the brokerage commissions that retail investors may pay to buy and sell shares of the Fund. Although your actual costs may be higher or lower, based on these assumptions, your costs would be:

	<b>1 Year</b>	<b>3 Years</b>	<b>5 Years</b>	<b>10 Years</b>
	\$ 44	\$ 149	\$ 264	\$ 599

## Portfolio Turnover

The Fund pays transaction costs, such as commissions, when it buys and sells securities (or “turns over” its portfolio). A higher portfolio turnover rate may indicate higher transaction costs and may result in higher taxes when Fund shares are held in a taxable account. These costs, which are not reflected in annual fund operating expenses or in the example, affect the Fund’s performance. During the most recent fiscal year, the Fund’s portfolio turnover rate was 37% of the average value of its portfolio, excluding the value of portfolio securities received or delivered as a result of in-kind creations or redemptions of the Fund’s capital shares.

## Principal Investment Strategies of the Fund

The Fund employs a “passive management” – or indexing – investment approach designed to track the performance of the Index. The Fund generally uses a representative sampling strategy to achieve its investment objective, meaning it generally will invest in a sample of the securities in the Index whose risk, return and other characteristics resemble the risk, return and other characteristics of the Index as a whole. Under normal circumstances, at least 80% of the Fund’s total assets (exclusive of collateral held from securities lending) will be invested in component securities of the Index and investments that have economic characteristics that are substantially identical to the economic characteristics of such component securities.

The Index is designed to provide exposure to dividend-paying common stocks of Japanese companies with growth characteristics while at the same time neutralizing exposure to fluctuations of the value of the Japanese yen relative to the U.S. dollar. The Index is a dividend weighted index that consists of the 300 companies incorporated in Japan that list their shares on the Tokyo Stock Exchange, meet the Index eligibility criteria, and have the best combined rank of certain growth and quality factors: specifically, long-term earnings growth expectations, return on equity,



and return on assets. To be eligible for inclusion in the Index, a company must meet the following criteria: (i) payment of at least \$5 million in cash dividends on common shares in the annual cycle prior to the annual Index screening date; (ii) market capitalization of at least \$1 billion as of the annual Index screening date; (iii) average daily dollar trading volume of at least \$200,000 for each of the three months preceding the annual Index screening date; (iv) trading of at least 250,000 shares per month for each of the six months preceding the annual Index screening date; and (v) an earnings yield greater than the dividend yield.

Securities are weighted in the Index based on dividends paid over the prior annual cycle. Companies that pay a greater total dollar amount of dividends are more heavily weighted. To derive a company's initial Index weight, (i) *multiply* the U.S. dollar value of the company's annual gross dividend per share by the number of common shares outstanding for that company (the "Cash Dividend Factor"); (ii) calculate the Cash Dividend Factor for each company; (iii) add together all of the companies' Cash Dividend Factors; and (iv) *divide* the company's Cash Dividend Factor by the sum of all Cash Dividend Factors. At the time of the Index's annual screening date, the maximum weight of any security in the Index is capped at 5% and the maximum weight of any one sector in the Index is capped at 25%; however, security and/or sector weights may fluctuate above the specified cap in response to market conditions and/or the application of volume factor adjustments. The Index methodology applies a volume factor adjustment to reduce a component security's weight in the Index and reallocate the reduction in weight pro rata among the other securities if, as of the annual Index screening date, a component security no longer meets certain trading volume thresholds.

WisdomTree Investments, Inc. ("WisdomTree Investments"), as Index provider, currently uses Standard & Poor's Global Industry Classification Standards ("S&P GICS") to define companies within a sector. The following sectors are included in the Index: consumer discretionary, consumer staples, energy, financials, health care, industrials, information technology, materials, real estate, telecommunication services, and utilities. A sector is comprised of multiple industries. For example, the energy sector is comprised of companies in, among others, the natural gas, oil and petroleum industries. As of June 30, 2017, a significant portion of the Index is comprised of companies in the consumer discretionary and industrial sectors.

The Index "hedges" against fluctuations in the relative value of the Japanese yen against the U.S. dollar. The Index is designed to have higher returns than an equivalent unhedged investment when the yen is weakening relative to the U.S. dollar. Conversely, the Index is designed to have lower returns than an equivalent unhedged investment when the yen is rising relative to the U.S. dollar. The Index applies an applicable published one-month currency forward rate to the total equity exposure to Japan to hedge against fluctuations in the relative value of the Japanese yen against the U.S. dollar.

Forward currency contracts or futures contracts are used to offset the Fund's exposure to the Japanese yen. The amount of forward contracts and futures contracts in the Fund is based on the aggregate exposure of the Fund and Index to the Japanese yen. While this approach is designed to minimize the impact of currency fluctuations on Fund returns, it does not necessarily eliminate the Fund's exposure to the yen. The return of the forward currency contracts and currency futures contracts may not perfectly offset the actual fluctuations between the yen and the U.S. dollar.

To the extent the Index concentrates (*i.e.*, holds 25% or more of its total assets) in the securities of a particular industry or group of industries, the Fund will concentrate its investments to approximately the same extent as the Index.

### **Principal Risks of Investing in the Fund**

You can lose money on your investment in the Fund. The Fund is subject to the risks described below. Some or all of these risks may adversely affect the Fund's net asset value per share ("NAV"), trading price, yield, total return and/or ability to meet its objectives. For more information about the risks of investing in the Fund, see the sections in the Fund's Prospectus titled "Additional Principal Risk Information About the Funds" and "Additional Non-Principal Risk Information."

- **Investment Risk.** As with all investments, an investment in the Fund is subject to investment risk. Investors in the Fund could lose money, including the possible loss of the entire principal amount of an investment, over short or long periods of time.
- **Market Risk.** The trading prices of equity securities and other instruments fluctuate in response to a variety of factors, such as economic, financial or political events that impact the entire market, market segments, or specific issuers. The Fund's NAV and market price may fluctuate significantly in response to these and other factors. As a result, an investor could lose money over short or long periods of time.

- **Shares of the Fund May Trade at Prices Other Than NAV.** As with all exchange-traded funds (“ETFs”), Fund shares may be bought and sold in the secondary market at market prices. The trading prices of the Fund’s shares in the secondary market generally differ from the Fund’s daily NAV and there may be times when the market price of the shares is more than the NAV (premium) or less than the NAV (discount). This risk is heightened in times of market volatility or periods of steep market declines. Because securities held by the Fund trade on foreign exchanges that are closed when the Fund’s primary listing exchange is open, the Fund is likely to experience premiums and discounts greater than those of domestic ETFs.
- **Cash Redemption Risk.** The Fund’s investment strategy will require it to redeem shares for cash or to otherwise include cash as part of its redemption proceeds. The Fund may be required to sell or unwind portfolio investments in order to obtain the cash needed to distribute redemption proceeds. This may cause the Fund to recognize a capital gain that it might not have recognized if it had made a redemption in-kind. As a result, the Fund may pay out higher annual capital gain distributions than if the in-kind redemption process was used.
- **Consumer Discretionary Sector Risk.** The Fund currently invests a significant portion of its assets in the consumer discretionary sector, and therefore the Fund’s performance could be negatively impacted by events affecting this sector. The consumer discretionary sector includes, for example, automobile, textile, retail, and media companies. This sector can be significantly affected by, among other things, economic growth, worldwide demand, social trends, consumers’ disposable income levels, and propensity to spend.
- **Currency Exchange Rate Risk.** The Fund uses various strategies to attempt to minimize the impact of changes in the value of the Japanese yen against the U.S. dollar. These strategies may not be successful. In order to minimize transaction costs, or for other reasons, the Fund’s exposure to the yen may not be fully hedged at all times. Currency exchange rates can be very volatile and can change quickly and unpredictably. Therefore, the value of an investment in the Fund may also go up or down quickly and unpredictably and investors may lose money.
- **Cyber Security Risk.** The Fund and its service providers may be susceptible to operational and information security risks resulting from a breach in cyber security, including cyber-attacks. A breach in cyber security, intentional or unintentional, may adversely impact the Fund in many ways, including, but not limited to, disruption of the Fund’s operational capacity, loss of proprietary information, theft or corruption of data, denial-of-service attacks on websites or network resources, and the unauthorized release of confidential information. Cyber-attacks affecting the Fund’s third-party service providers, market makers, Authorized Participants, or the issuers of securities in which the Fund invests may subject the Fund to many of the same risks associated with direct cyber security breaches.
- **Derivatives Risk.** The Fund invests in derivatives. Derivatives are financial instruments that derive their performance from an underlying reference asset, such as a commodity, index, interest rate or inflation rate. The return on a derivative instrument may not correlate with the return of its underlying reference asset. Derivatives are subject to a number of risks described elsewhere in the Fund’s Prospectus, such as market risk and issuer-specific risk. Derivatives can be volatile and may be less liquid than other securities. As a result, the value of an investment in the Fund may change quickly and without warning and you may lose money. In addition to the other risks associated with the use of derivatives described elsewhere in this Prospectus, there are risks associated with the Fund’s use of forward currency contracts and/or futures contracts. With respect to forward currency contracts, these risks include but are not limited to the risk that the counterparty will default on its obligations. With respect to futures contracts, these risks include but are not limited to: (1) the success of the adviser’s and sub-adviser’s ability to predict movements in the prices of individual currencies or securities, fluctuations in markets and movements in interest rates; (2) an imperfect or no correlation between the changes in market value of the currencies or securities and the prices of futures contracts; and (3) no guarantee that an active market will exist for the contracts at any particular time.
- **Dividend Paying Securities Risk.** Securities that pay dividends, as a group, may be out of favor with the market and underperform the overall equity market or stocks of companies that do not pay dividends. In addition, changes in the dividend policies of the companies held by the Fund or the capital resources available for such company’s dividend payments may adversely affect the Fund.
- **Foreign Securities Risk.** Investments in non-U.S. securities involve political, regulatory, and economic risks that may not be present in U.S. securities. For example, investments in non-U.S. securities may be subject to risk of loss due to foreign currency fluctuations, political or economic instability, or geographic events that adversely impact issuers of foreign securities. Investments in non-U.S. securities also may be subject to withholding or other taxes and may be subject to additional trading, settlement, custodial, and operational risks. These and

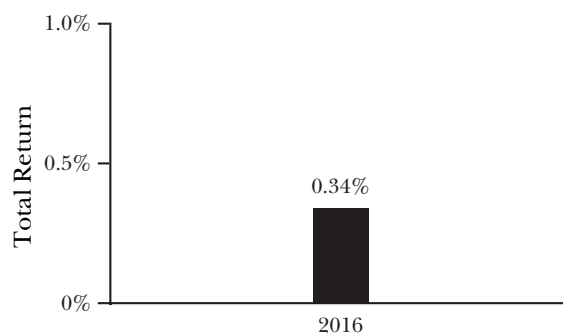
other factors can make investments in the Fund more volatile and potentially less liquid than other types of investments and may be heightened in connection with investments in developing or emerging markets countries.

- **Geographic Concentration in Japan.** Because the Fund invests primarily in the securities of companies in Japan, the Fund's performance is expected to be closely tied to social, political, and economic conditions within Japan and to be more volatile than the performance of more geographically diversified funds. The Japanese economy has only recently emerged from a prolonged economic downturn. Since the year 2000, Japan's economic growth rate has remained relatively low. Economic growth is heavily dependent on international trade, government support of the financial services sector and other troubled sectors, and consistent government policy supporting its export market. Slowdowns in the economies of key trading partners such as the United States, China and/or countries in Southeast Asia, including economic, political or social instability in such countries, could also have a negative impact on the Japanese economy as a whole. Currency fluctuations may also adversely impact the Japanese economy and its export market. In the past, the Japanese government has intervened in its currency market to maintain or reduce the value of the yen. Any such intervention could cause the yen's value to fluctuate sharply and unpredictably and could cause losses to investors. In addition, Japan's labor market is adapting to an aging workforce, declining population, and demand for increased labor mobility. These demographic shifts and fundamental structural changes to the labor market may negatively impact Japan's economic competitiveness. These and other factors could have a negative impact on the Fund's performance and increase the volatility of an investment in the Fund.
- **Geopolitical Risk.** Japan has experienced security concerns, war, threats of war, aggression and/or conflict, terrorism, economic uncertainty, natural and environmental disasters and/or systemic market dislocations (including due to events outside of Japan) that have led, and in the future may lead, to increased short-term market volatility and may have adverse long-term effects on the U.S. and world economies and markets generally, each of which may negatively impact the Fund's investments.
- **Growth Investing Risk.** Growth stocks, as a group, may be out of favor with the market and underperform value stocks or the overall equity market. Growth stocks are generally more sensitive to market movements than other types of stocks primarily because their prices are based heavily on the future expectations of the economy and the stock's issuing company.
- **Hedging Risk.** Derivatives used by the Fund to offset its exposure to foreign currencies represented in the Index may not perform as intended. There can be no assurance that the Fund's hedging transactions will be effective. The value of an investment in the Fund could be significantly and negatively impacted if foreign currencies represented in the Index appreciate at the same time that the value of the Fund's equity holdings fall.
- **Industrial Sector Risk.** The Fund currently invests a significant portion of its assets in the industrial sector, and therefore the Fund's performance could be negatively impacted by events affecting this sector. The industrial sector includes, for example, aerospace and defense, non-residential construction, engineering, machinery, transportation, and commercial and professional services companies. This sector can be significantly affected by, among other things, business cycle fluctuations, worldwide economy growth, government and corporate spending, supply and demand for specific products and manufacturing, and government regulation.
- **Index and Data Risk.** The Fund is not "actively" managed and seeks to track the price and yield performance, before fees and expenses, of the Index. The Index provider has the right to make adjustments to the Index or to cease making the Index available without regard to the particular interests of the Fund or its shareholders. If the computers or other facilities of the Index provider, Index calculation agent, data providers and/or relevant stock exchange malfunction for any reason, calculation and dissemination of Index values may be delayed and trading in Fund shares may be suspended for a period of time. Errors in Index data, Index calculations and/or the construction of the Index may occur from time to time and may not be identified and/or corrected by the Index provider, Index calculation agent or other applicable party for a period of time or at all, which may have an adverse impact on the Fund and its shareholders. The potential risk of continuing error may be particularly heightened in the case of the Index, which is generally not used as a benchmark by other funds or managers.
- **Investment Style Risk.** The Fund invests in the securities included in, or representative of, the Index regardless of their investment merit. The Fund does not attempt to outperform the Index or take defensive positions in declining markets. As a result, the Fund's performance may be adversely affected by a general decline in the market segments relating to the Index.

- **Issuer-Specific Risk.** Issuer-specific events, including changes in the actual or perceived financial condition of an issuer, can have a negative impact on the value of the Fund.
- **Large-Capitalization Investing Risk.** The Fund may invest in the securities of large-capitalization companies. As a result, the Fund's performance may be adversely affected if securities of large-capitalization companies underperform securities of smaller-capitalization companies or the market as a whole. Large-capitalization companies may adapt more slowly to new competitive challenges and be subject to slower growth during times of economic expansion.
- **Mid-Capitalization Investing Risk.** The Fund may invest in the securities of mid-capitalization companies. As a result, the Fund's performance may be adversely affected if securities of mid-capitalization companies underperform securities of other capitalization ranges or the market as a whole. Securities of mid-capitalization companies are often less stable and more vulnerable to market volatility and adverse economic developments than securities of larger companies.
- **Non-Correlation Risk.** As with all index funds, the performance of the Fund and its Index may differ from each other for a variety of reasons.
- **Non-Diversification Risk.** The Fund is considered to be non-diversified, which means that it may invest more of its assets in the securities of a single issuer or a smaller number of issuers than if it were a diversified fund. To the extent the Fund invests a significant percentage of its assets in a limited number of issuers, the Fund is subject to the risks of investing in those few issuers, and may be more susceptible to a single adverse economic or regulatory occurrence. As a result, changes in the market value of a single security could cause greater fluctuations in the value of Fund shares than would occur in a diversified fund.
- **Operational Risk.** The Fund and its service providers may experience disruptions that arise from human error, processing and communications errors, counterparty or third-party errors, technology or systems failures, any of which may have an adverse impact on the Fund.

### Fund Performance

Historical Fund performance, which varies over time, can provide an indication of the risks of investing in the Fund. The bar chart that follows shows the annual total returns of the Fund for each full calendar year since the Fund commenced operations. The table that follows the bar chart shows the Fund's average annual total returns, both before and after taxes. This table also shows how the Fund's performance compares to the Index and that of a relevant broad-based securities index. Index returns do not reflect deductions for fees, expenses or taxes. All returns assume reinvestment of dividends and distributions. The Fund's past performance (before and after taxes) is not necessarily an indication of how the Fund will perform in the future.



The Fund's year-to-date total return as of June 30, 2017 was 7.50%.

### Best and Worst Quarter Returns (for the periods reflected in the bar chart above)

	Return	Quarter/Year
Highest Return	13.05%	4Q/2016
Lowest Return	(9.91)%	1Q/2016

After-tax returns are calculated using the highest historical individual federal marginal income tax rates and do not reflect the impact of state and local taxes. Actual after-tax returns depend on your tax situation and may differ from those shown and are not relevant if you hold your shares through tax-deferred arrangements, such as 401(k) plans

or individual retirement accounts. In some cases the return after taxes may exceed the return before taxes due to an assumed tax benefit from any losses on a sale of Fund shares at the end of the measurement period.

#### **Average Annual Total Returns for the periods ending December 31, 2016**

<b>WisdomTree Japan Hedged Quality Dividend Growth Fund</b>	<b>1 Year</b>	<b>Since Inception April 9, 2015</b>
Return Before Taxes Based on NAV	0.34%	(0.98)%
Return After Taxes on Distributions	0.03%	(1.22)%
Return After Taxes on Distributions and Sale of Fund Shares	0.78%	(0.58)%
WisdomTree Japan Hedged Quality Dividend Growth Index (Reflects no deduction for fees, expenses or taxes)	0.86%	(0.51)%
JPX Nikkei 400 Local Currency Index (Reflects no deduction for fees, expenses or taxes)	(0.58)%	(2.03)%

#### **Management**

##### **Investment Adviser and Sub-Adviser**

WisdomTree Asset Management, Inc. serves as investment adviser to the Fund. Mellon Capital Management Corporation serves as sub-adviser to the Fund.

##### **Portfolio Managers**

The Fund is managed by Mellon Capital's Equity Portfolio Management team. The individual members of the team jointly and primarily responsible for the day-to-day management of the Fund's portfolio are described below.

Karen Q. Wong, CFA, a Managing Director, Head of Equity Portfolio Management, has been a portfolio manager of the Fund since its inception in April 2015.

Richard A. Brown, CFA, a Managing Director and Senior Portfolio Manager, Equity Portfolio Management, has been a portfolio manager of the Fund since its inception in April 2015.

Thomas J. Durante, CFA, a Managing Director and Senior Portfolio Manager, Equity Portfolio Management, has been a portfolio manager of the Fund since its inception in April 2015.

##### **Buying and Selling Fund Shares**

The Fund is an ETF. This means that shares of the Fund are listed on a national securities exchange, such as NYSE Arca, and trade at market prices. Most investors will buy and sell shares of the Fund through brokers. Because Fund shares trade at market prices rather than NAV, shares may trade at a price greater than NAV (premium) or less than NAV (discount).

The Fund issues and redeems shares at NAV only in large blocks of shares ("Creation Units"), which only certain institutions or large investors (typically market makers or other broker-dealers) may purchase or redeem. Currently, Creation Units generally consist of 100,000 shares, though this may change from time to time. Creation Units are not expected to consist of less than 25,000 shares. The Fund issues and redeems Creation Units in exchange for a portfolio of securities and/or U.S. cash.

##### **Tax Information**

The Fund intends to make distributions that may be taxed as ordinary income, qualified dividend income, or capital gains.

##### **Payments to Broker-Dealers and Other Financial Intermediaries**

If you purchase shares of the Fund through a broker-dealer or other financial intermediary (such as a bank) (an "Intermediary"), WisdomTree Asset Management or its affiliates may pay Intermediaries for certain activities related to the Fund, including participation in activities that are designed to make Intermediaries more knowledgeable about exchange traded products, including the Fund, or for other activities, such as marketing, educational training or other initiatives related to the sale or promotion of Fund shares. These payments may create a conflict of interest by influencing the Intermediary and your salesperson to recommend the Fund over another investment. Any such arrangements do not result in increased Fund expenses. Ask your salesperson or visit the Intermediary's website for more information.



# WisdomTree Japan Hedged SmallCap Equity Fund

## Investment Objective

The WisdomTree Japan Hedged SmallCap Equity Fund (the “Fund”) seeks to track the price and yield performance, before fees and expenses, of the WisdomTree Japan Hedged SmallCap Equity Index (the “Index”).

## Fees and Expenses of the Fund

The following table describes the fees and expenses you may pay if you buy and hold shares of the Fund. The fees are expressed as a percentage of the Fund’s average net assets.

<b>Shareholder Fees</b> (fees paid directly from your investment)	None
<b>Annual Fund Operating Expenses</b> (expenses that you pay each year as a percentage of the value of your investment)	
Management Fees	0.58%
Distribution and/or Service (12b-1) Fees	None
Other Expenses	0.00%
<b>Total Annual Fund Operating Expenses</b>	0.58%

## Example

The following example is intended to help retail investors compare the cost of investing in the Fund with the cost of investing in other funds. It illustrates the hypothetical expenses that such investors would incur over various periods if they were to invest \$10,000 in the Fund for the time periods indicated and then redeem all of the shares at the end of those periods. This example assumes that the Fund provides a return of 5% a year and that operating expenses remain the same. This example does not include the brokerage commissions that retail investors may pay to buy and sell shares of the Fund. Although your actual costs may be higher or lower, based on these assumptions, your costs would be:

	1 Year	3 Years	5 Years	10 Years
	\$ 59	\$ 186	\$ 324	\$ 726

## Portfolio Turnover

The Fund pays transaction costs, such as commissions, when it buys and sells securities (or “turns over” its portfolio). A higher portfolio turnover rate may indicate higher transaction costs and may result in higher taxes when Fund shares are held in a taxable account. These costs, which are not reflected in annual fund operating expenses or in the example, affect the Fund’s performance. During the most recent fiscal year, the Fund’s portfolio turnover rate was 48% of the average value of its portfolio, excluding the value of portfolio securities received or delivered as a result of in-kind creations or redemptions of the Fund’s capital shares.

## Principal Investment Strategies of the Fund

The Fund employs a “passive management” – or indexing – investment approach designed to track the performance of the Index. The Fund generally uses a representative sampling strategy to achieve its investment objective, meaning it generally will invest in a sample of the securities in the Index whose risk, return and other characteristics resemble the risk, return and other characteristics of the Index as a whole. Under normal circumstances, at least 80% of the Fund’s total assets (exclusive of collateral held from securities lending) will be invested in component securities of the Index and investments that have economic characteristics that are substantially identical to the economic characteristics of such component securities.

The Index is a dividend weighted index designed to provide exposure to Japanese equity markets while at the same time neutralizing exposure to fluctuations of the value of the Japanese yen relative to the U.S. dollar. The Index consists of dividend-paying small capitalization companies incorporated in Japan and traded on the Tokyo Stock Exchange. As of June 30, 2017, the Index had a market capitalization range from \$104.8 million to \$3.6 billion, with an average market capitalization of \$1 billion. To be eligible for inclusion in the Index, a company must meet the following criteria: (i) incorporated in Japan and traded on the Tokyo Stock Exchange; (ii) payment of at least \$5 million in cash dividends on common shares in the annual cycle prior to the annual Index screening date; (iii) market capitalization of at least \$100 million as of the annual Index screening date; (iv) average daily dollar trading volume of at least \$100,000 for three months preceding the annual Index screening date; and (v) trading of at least 250,000 shares per month for each of the six months preceding the annual Index screening date. The 300 largest



companies by market capitalization are then removed from the list of eligible companies, as of the annual Index screening date.

Securities are weighted in the Index based on dividends paid over the prior annual cycle. Companies that pay a greater total dollar amount of dividends are more heavily weighted. To derive a company's initial Index weight, (i) *multiply* the U.S. dollar value of the company's annual gross dividend per share by the number of common shares outstanding for that company (the "Cash Dividend Factor"); (ii) calculate the Cash Dividend Factor for each company; (iii) add together all of the companies' Cash Dividend Factors; and (iv) *divide* the company's Cash Dividend Factor by the sum of all Cash Dividend Factors. At the time of the Index's annual screening date, the maximum weight of any single security in the Index is capped at 2% and the maximum weight of any one sector in the Index is capped at 25%; however, security and/or sector weights may fluctuate above the specified cap in response to market conditions and/or the application of volume factor adjustments. The Index methodology applies a volume factor adjustment to reduce a component security's weight in the Index and reallocate the reduction in weight pro rata among the other securities if, as of the annual Index screening date, a component security no longer meets certain trading volume thresholds.

WisdomTree Investments, Inc. ("WisdomTree Investments"), as Index provider, currently uses Standard & Poor's Global Industry Classification Standards ("S&P GICS") to define companies within a sector. The following sectors are included in the Index: consumer discretionary, consumer staples, energy, financials, health care, industrials, information technology, materials, real estate, telecommunication services, and utilities. A sector is comprised of multiple industries. For example, the energy sector is comprised of companies in, among others, the natural gas, oil and petroleum industries. As of June 30, 2017, a significant portion of the Index is comprised of companies in the consumer discretionary and industrial sectors.

The Index "hedges" against fluctuations in the relative value of the Japanese yen against the U.S. dollar. The Index is designed to have higher returns than an equivalent unhedged investment when the yen is weakening relative to the U.S. dollar. Conversely, the Index is designed to have lower returns than an equivalent unhedged investment when the yen is rising relative to the U.S. dollar. The Index applies an applicable published one-month currency forward rate to the total equity exposure to Japan to hedge against fluctuations in the relative value of the Japanese yen against the U.S. dollar.

Forward currency contracts or futures contracts are used to offset the Fund's exposure to the Japanese yen. The amount of forward contracts and futures contracts in the Fund is based on the aggregate exposure of the Fund and Index to the Japanese yen. While this approach is designed to minimize the impact of currency fluctuations on Fund returns, it does not necessarily eliminate the Fund's exposure to the yen. The return of the forward currency contracts and currency futures contracts may not perfectly offset the actual fluctuations between the yen and the U.S. dollar.

To the extent the Index concentrates (*i.e.*, holds 25% or more of its total assets) in the securities of a particular industry or group of industries, the Fund will concentrate its investments to approximately the same extent as the Index.

### **Principal Risks of Investing in the Fund**

You can lose money on your investment in the Fund. The Fund is subject to the risks described below. Some or all of these risks may adversely affect the Fund's net asset value per share ("NAV"), trading price, yield, total return and/or ability to meet its objectives. For more information about the risks of investing in the Fund, see the sections in the Fund's Prospectus titled "Additional Principal Risk Information About the Funds" and "Additional Non-Principal Risk Information."

- **Investment Risk.** As with all investments, an investment in the Fund is subject to investment risk. Investors in the Fund could lose money, including the possible loss of the entire principal amount of an investment, over short or long periods of time.
- **Market Risk.** The trading prices of equity securities and other instruments fluctuate in response to a variety of factors, such as economic, financial or political events that impact the entire market, market segments, or specific issuers. The Fund's NAV and market price may fluctuate significantly in response to these and other factors. As a result, an investor could lose money over short or long periods of time.
- **Shares of the Fund May Trade at Prices Other Than NAV.** As with all exchange-traded funds ("ETFs"), Fund shares may be bought and sold in the secondary market at market prices. The trading prices of the Fund's shares in the secondary market generally differ from the Fund's daily NAV and there may be times when the market

price of the shares is more than the NAV (premium) or less than the NAV (discount). This risk is heightened in times of market volatility or periods of steep market declines. Because securities held by the Fund trade on foreign exchanges that are closed when the Fund's primary listing exchange is open, the Fund is likely to experience premiums and discounts greater than those of domestic ETFs.

- **Cash Redemption Risk.** The Fund's investment strategy will require it to redeem shares for cash or to otherwise include cash as part of its redemption proceeds. The Fund may be required to sell or unwind portfolio investments in order to obtain the cash needed to distribute redemption proceeds. This may cause the Fund to recognize a capital gain that it might not have recognized if it had made a redemption in-kind. As a result, the Fund may pay out higher annual capital gain distributions than if the in-kind redemption process was used.
- **Consumer Discretionary Sector Risk.** The Fund currently invests a significant portion of its assets in the consumer discretionary sector, and therefore the Fund's performance could be negatively impacted by events affecting this sector. The consumer discretionary sector includes, for example, automobile, textile, retail, and media companies. This sector can be significantly affected by, among other things, economic growth, worldwide demand, social trends, consumers' disposable income levels, and propensity to spend.
- **Currency Exchange Rate Risk.** The Fund uses various strategies to attempt to minimize the impact of changes in the value of the Japanese yen against the U.S. dollar. These strategies may not be successful. In order to minimize transaction costs, or for other reasons, the Fund's exposure to the yen may not be fully hedged at all times. Currency exchange rates can be very volatile and can change quickly and unpredictably. Therefore, the value of an investment in the Fund may also go up or down quickly and unpredictably and investors may lose money.
- **Cyber Security Risk.** The Fund and its service providers may be susceptible to operational and information security risks resulting from a breach in cyber security, including cyber-attacks. A breach in cyber security, intentional or unintentional, may adversely impact the Fund in many ways, including, but not limited to, disruption of the Fund's operational capacity, loss of proprietary information, theft or corruption of data, denial-of-service attacks on websites or network resources, and the unauthorized release of confidential information. Cyber-attacks affecting the Fund's third-party service providers, market makers, Authorized Participants, or the issuers of securities in which the Fund invests may subject the Fund to many of the same risks associated with direct cyber security breaches.
- **Derivatives Risk.** The Fund invests in derivatives. Derivatives are financial instruments that derive their performance from an underlying reference asset, such as a commodity, index, interest rate or inflation rate. The return on a derivative instrument may not correlate with the return of its underlying reference asset. Derivatives are subject to a number of risks described elsewhere in the Fund's Prospectus, such as market risk and issuer-specific risk. Derivatives can be volatile and may be less liquid than other securities. As a result, the value of an investment in the Fund may change quickly and without warning and you may lose money. In addition to the other risks associated with the use of derivatives described elsewhere in this Prospectus, there are risks associated with the Fund's use of forward currency contracts and/or futures contracts. With respect to forward currency contracts, these risks include but are not limited to the risk that the counterparty will default on its obligations. With respect to futures contracts, these risks include but are not limited to: (1) the success of the adviser's and sub-adviser's ability to predict movements in the prices of individual currencies or securities, fluctuations in markets and movements in interest rates; (2) an imperfect or no correlation between the changes in market value of the currencies or securities and the prices of futures contracts; and (3) no guarantee that an active market will exist for the contracts at any particular time.
- **Foreign Securities Risk.** Investments in non-U.S. securities involve political, regulatory, and economic risks that may not be present in U.S. securities. For example, investments in non-U.S. securities may be subject to risk of loss due to foreign currency fluctuations, political or economic instability, or geographic events that adversely impact issuers of foreign securities. Investments in non-U.S. securities also may be subject to withholding or other taxes and may be subject to additional trading, settlement, custodial, and operational risks. These and other factors can make investments in the Fund more volatile and potentially less liquid than other types of investments and may be heightened in connection with investments in developing or emerging markets countries.
- **Geographic Concentration in Japan.** Because the Fund invests primarily in the securities of companies in Japan, the Fund's performance is expected to be closely tied to social, political, and economic conditions within Japan and to be more volatile than the performance of more geographically diversified funds. The Japanese economy has only recently emerged from a prolonged economic downturn. Since the year 2000, Japan's economic growth rate has remained relatively low. Economic growth is heavily dependent on international trade, government

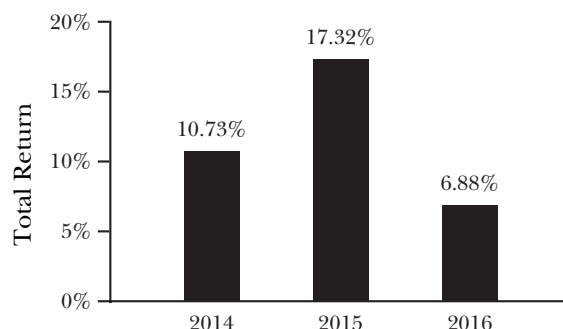
support of the financial services sector and other troubled sectors, and consistent government policy supporting its export market. Slowdowns in the economies of key trading partners such as the United States, China and/or countries in Southeast Asia, including economic, political or social instability in such countries, could also have a negative impact on the Japanese economy as a whole. Currency fluctuations may also adversely impact the Japanese economy and its export market. In the past, the Japanese government has intervened in its currency market to maintain or reduce the value of the yen. Any such intervention could cause the yen's value to fluctuate sharply and unpredictably and could cause losses to investors. In addition, Japan's labor market is adapting to an aging workforce, declining population, and demand for increased labor mobility. These demographic shifts and fundamental structural changes to the labor market may negatively impact Japan's economic competitiveness. These and other factors could have a negative impact on the Fund's performance and increase the volatility of an investment in the Fund.

- **Geopolitical Risk.** Japan has experienced security concerns, war, threats of war, aggression and/or conflict, terrorism, economic uncertainty, natural and environmental disasters and/or systemic market dislocations (including due to events outside of Japan) that have led, and in the future may lead, to increased short-term market volatility and may have adverse long-term effects on the U.S. and world economies and markets generally, each of which may negatively impact the Fund's investments.
- **Hedging Risk.** Derivatives used by the Fund to offset its exposure to foreign currencies represented in the Index may not perform as intended. There can be no assurance that the Fund's hedging transactions will be effective. The value of an investment in the Fund could be significantly and negatively impacted if foreign currencies represented in the Index appreciate at the same time that the value of the Fund's equity holdings fall.
- **Industrial Sector Risk.** The Fund currently invests a significant portion of its assets in the industrial sector, and therefore the Fund's performance could be negatively impacted by events affecting this sector. The industrial sector includes, for example, aerospace and defense, non-residential construction, engineering, machinery, transportation, and commercial and professional services companies. The industrial sector can be significantly affected by, among other things, worldwide economy growth, supply and demand for specific products and services, rapid technological developments, and government regulation.
- **Index and Data Risk.** The Fund is not "actively" managed and seeks to track the price and yield performance, before fees and expenses, of the Index. The Index provider has the right to make adjustments to the Index or to cease making the Index available without regard to the particular interests of the Fund or its shareholders. If the computers or other facilities of the Index provider, Index calculation agent, data providers and/or relevant stock exchange malfunction for any reason, calculation and dissemination of Index values may be delayed and trading in Fund shares may be suspended for a period of time. Errors in Index data, Index calculations and/or the construction of the Index may occur from time to time and may not be identified and/or corrected by the Index provider, Index calculation agent or other applicable party for a period of time or at all, which may have an adverse impact on the Fund and its shareholders. The potential risk of continuing error may be particularly heightened in the case of the Index, which is generally not used as a benchmark by other funds or managers.
- **Investment Style Risk.** The Fund invests in the securities included in, or representative of, the Index regardless of their investment merit. The Fund does not attempt to outperform the Index or take defensive positions in declining markets. As a result, the Fund's performance may be adversely affected by a general decline in the market segments relating to the Index.
- **Issuer-Specific Risk.** Issuer-specific events, including changes in the actual or perceived financial condition of an issuer, can have a negative impact on the value of the Fund.
- **Non-Correlation Risk.** As with all index funds, the performance of the Fund and its Index may differ from each other for a variety of reasons.
- **Non-Diversification Risk.** The Fund is considered to be non-diversified, which means that it may invest more of its assets in the securities of a single issuer or a smaller number of issuers than if it were a diversified fund. To the extent the Fund invests a significant percentage of its assets in a limited number of issuers, the Fund is subject to the risks of investing in those few issuers, and may be more susceptible to a single adverse economic or regulatory occurrence. As a result, changes in the market value of a single security could cause greater fluctuations in the value of Fund shares than would occur in a diversified fund.
- **Operational Risk.** The Fund and its service providers may experience disruptions that arise from human error, processing and communications errors, counterparty or third-party errors, technology or systems failures, any of which may have an adverse impact on the Fund.

- **Small-Capitalization Investing Risk.** The Fund invests primarily in the securities of small-capitalization companies. As a result, the Fund may be more volatile than funds that invest in larger, more established companies. The securities of small-capitalization companies generally trade in lower volumes and are subject to greater and more unpredictable price changes than larger capitalization stocks or the stock market as a whole. Small-capitalization companies may be particularly sensitive to adverse economic developments as well as changes in interest rates, government regulation, borrowing costs and earnings.

### Fund Performance

Historical Fund performance, which varies over time, can provide an indication of the risks of investing in the Fund. The bar chart that follows shows the annual total returns of the Fund for each full calendar year since the Fund commenced operations. The table that follows the bar chart shows the Fund's average annual total returns, both before and after taxes. This table also shows how the Fund's performance compares to the Index and that of a relevant broad-based securities index. Index returns do not reflect deductions for fees, expenses or taxes. All returns assume reinvestment of dividends and distributions. The Fund's past performance (before and after taxes) is not necessarily an indication of how the Fund will perform in the future.



The Fund's year-to-date total return as of June 30, 2017 was 10.40%.

### Best and Worst Quarter Returns (for the periods reflected in the bar chart above)

	Return	Quarter/Year
Highest Return	17.76%	4Q/2016
Lowest Return	(9.71)%	1Q/2016

After-tax returns are calculated using the highest historical individual federal marginal income tax rates and do not reflect the impact of state and local taxes. Actual after-tax returns depend on your tax situation and may differ from those shown and are not relevant if you hold your shares through tax-deferred arrangements, such as 401(k) plans or individual retirement accounts. In some cases the return after taxes may exceed the return before taxes due to an assumed tax benefit from any losses on a sale of Fund shares at the end of the measurement period.

### Average Annual Total Returns for the periods ending December 31, 2016

WisdomTree Japan Hedged SmallCap Equity Fund	1 Year	Since Inception June 28, 2013
Return Before Taxes Based on NAV	6.88%	14.23%
Return After Taxes on Distributions	6.54%	13.06%
Return After Taxes on Distributions and Sale of Fund Shares	4.33%	10.97%
WisdomTree Japan Hedged SmallCap Equity Index (Reflects no deduction for fees, expenses or taxes)	7.94%	15.38%
MSCI Japan Small Cap Local Currency Index (Reflects no deduction for fees, expenses or taxes)	4.30%	14.62%

## **Management**

### **Investment Adviser and Sub-Adviser**

WisdomTree Asset Management, Inc. serves as investment adviser to the Fund. Mellon Capital Management Corporation serves as sub-adviser to the Fund.

### **Portfolio Managers**

The Fund is managed by Mellon Capital's Equity Portfolio Management team. The individual members of the team jointly and primarily responsible for the day-to-day management of the Fund's portfolio are described below.

Karen Q. Wong, CFA, a Managing Director, Head of Equity Portfolio Management, has been a portfolio manager of the Fund since its inception in June 2013.

Richard A. Brown, CFA, a Managing Director and Senior Portfolio Manager, Equity Portfolio Management, has been a portfolio manager of the Fund since its inception in June 2013.

Thomas J. Durante, CFA, a Managing Director and Senior Portfolio Manager, Equity Portfolio Management, has been a portfolio manager of the Fund since its inception in June 2013.

### **Buying and Selling Fund Shares**

The Fund is an ETF. This means that shares of the Fund are listed on a national securities exchange, such as NASDAQ, and trade at market prices. Most investors will buy and sell shares of the Fund through brokers. Because Fund shares trade at market prices rather than NAV, shares may trade at a price greater than NAV (premium) or less than NAV (discount).

The Fund issues and redeems shares at NAV only in large blocks of shares ("Creation Units"), which only certain institutions or large investors (typically market makers or other broker-dealers) may purchase or redeem. Currently, Creation Units generally consist of 100,000 shares, though this may change from time to time. Creation Units are not expected to consist of less than 25,000 shares. The Fund issues and redeems Creation Units in exchange for a portfolio of securities and/or U.S. cash.

### **Tax Information**

The Fund intends to make distributions that may be taxed as ordinary income, qualified dividend income, or capital gains.

### **Payments to Broker-Dealers and Other Financial Intermediaries**

If you purchase shares of the Fund through a broker-dealer or other financial intermediary (such as a bank) (an "Intermediary"), WisdomTree Asset Management or its affiliates may pay Intermediaries for certain activities related to the Fund, including participation in activities that are designed to make Intermediaries more knowledgeable about exchange traded products, including the Fund, or for other activities, such as marketing, educational training or other initiatives related to the sale or promotion of Fund shares. These payments may create a conflict of interest by influencing the Intermediary and your salesperson to recommend the Fund over another investment. Any such arrangements do not result in increased Fund expenses. Ask your salesperson or visit the Intermediary's website for more information.



# WisdomTree Japan Hedged Financials Fund

## Investment Objective

The WisdomTree Japan Hedged Financials Fund (the “Fund”) seeks to track the price and yield performance, before fees and expenses, of the WisdomTree Japan Hedged Financials Index (the “Index”).

## Fees and Expenses of the Fund

The following table describes the fees and expenses you may pay if you buy and hold shares of the Fund. The fees are expressed as a percentage of the Fund’s average net assets.

<b>Shareholder Fees</b> (fees paid directly from your investment)	None
<b>Annual Fund Operating Expenses</b> (expenses that you pay each year as a percentage of the value of your investment)	
Management Fees	0.48%
Distribution and/or Service (12b-1) Fees	None
Other Expenses	0.00%
<b>Total Annual Fund Operating Expenses</b>	0.48%

## Example

The following example is intended to help retail investors compare the cost of investing in the Fund with the cost of investing in other funds. It illustrates the hypothetical expenses that such investors would incur over various periods if they were to invest \$10,000 in the Fund for the time periods indicated and then redeem all of the shares at the end of those periods. This example assumes that the Fund provides a return of 5% a year and that operating expenses remain the same. This example does not include the brokerage commissions that retail investors may pay to buy and sell shares of the Fund. Although your actual costs may be higher or lower, based on these assumptions, your costs would be:

	1 Year	3 Years	5 Years	10 Years
	\$ 49	\$ 154	\$ 269	\$ 604

## Portfolio Turnover

The Fund pays transaction costs, such as commissions, when it buys and sells securities (or “turns over” its portfolio). A higher portfolio turnover rate may indicate higher transaction costs and may result in higher taxes when Fund shares are held in a taxable account. These costs, which are not reflected in annual fund operating expenses or in the example, affect the Fund’s performance. During the most recent fiscal year, the Fund’s portfolio turnover rate was 20% of the average value of its portfolio, excluding the value of portfolio securities received or delivered as a result of in-kind creations or redemptions of the Fund’s capital shares.

## Principal Investment Strategies of the Fund

The Fund employs a “passive management” – or indexing – investment approach designed to track the performance of the Index. The Fund generally uses a representative sampling strategy to achieve its investment objective, meaning it generally will invest in a sample of the securities in the Index whose risk, return and other characteristics resemble the risk, return and other characteristics of the Index as a whole. Under normal circumstances, at least 80% of the Fund’s total assets (exclusive of collateral held from securities lending) will be invested in component securities of the Index and investments that have economic characteristics that are substantially identical to the economic characteristics of such component securities.

The Index is designed to provide exposure to Japanese companies in the financial sector while at the same time neutralizing exposure to fluctuations of the value of the Japanese yen relative to the U.S. dollar. WisdomTree Investments, Inc. (“WisdomTree Investments”), as index provider, currently uses Standard & Poor’s Global Industry Classification Standards (“S&P GICS”) to determine membership in this Index. The Index consists of companies incorporated in Japan that trade primarily on the Tokyo Stock Exchange. To be eligible for inclusion in the Index, a company must meet the following criteria: (i) float-adjusted market capitalization of at least \$500 million as of the annual Index screening date; (ii) average daily dollar trading volume of at least \$100,000 for three months preceding the annual Index screening date; and (iii) trading of at least either 250,000 shares per month or \$25 million notional for each of the six months preceding the annual Index screening date.



Securities are weighted by their float-adjusted market capitalization. “Float-adjusted” means that the share amounts used in calculating the Index reflect only shares available to investors. Shares held by control groups, public companies and government agencies are excluded. At the time of the Index’s annual screening date, the maximum weight of any single security in the Index is capped at 10%; however, security weights may fluctuate above the specified cap in response to market conditions and/or the application of volume factor adjustments. The Index methodology applies a volume factor adjustment to reduce a component security’s weight in the Index and reallocate the reduction in weight pro rata among the other securities if, as of the annual Index screening date, a component security no longer meets certain trading volume thresholds.

The Index “hedges” against fluctuations in the relative value of the Japanese yen against the U.S. dollar. The Index is designed to have higher returns than an equivalent unhedged investment when the yen is weakening relative to the U.S. dollar. Conversely, the Index is designed to have lower returns than an equivalent unhedged investment when the yen is rising relative to the U.S. dollar. The Index applies an applicable published one-month currency forward rate to the total equity exposure to Japan to hedge against fluctuations in the relative value of the Japanese yen against the U.S. dollar.

Forward currency contracts or futures contracts are used to offset the Fund’s exposure to the Japanese yen. The amount of forward contracts and futures contracts in the Fund is based on the aggregate exposure of the Fund and Index to the Japanese yen. While this approach is designed to minimize the impact of currency fluctuations on Fund returns, it does not necessarily eliminate the Fund’s exposure to the yen. The return of the forward currency contracts and currency futures contracts may not perfectly offset the actual fluctuations between the yen and the U.S. dollar.

To the extent the Index concentrates (*i.e.*, holds 25% or more of its total assets) in the securities of a particular industry or group of industries, the Fund will concentrate its investments to approximately the same extent as the Index.

### **Principal Risks of Investing in the Fund**

You can lose money on your investment in the Fund. The Fund is subject to the risks described below. Some or all of these risks may adversely affect the Fund’s net asset value per share (“NAV”), trading price, yield, total return and/or ability to meet its objectives. For more information about the risks of investing in the Fund, see the sections in the Fund’s Prospectus titled “Additional Principal Risk Information About the Funds” and “Additional Non-Principal Risk Information.”

- **Investment Risk.** As with all investments, an investment in the Fund is subject to investment risk. Investors in the Fund could lose money, including the possible loss of the entire principal amount of an investment, over short or long periods of time.
- **Market Risk.** The trading prices of equity securities and other instruments fluctuate in response to a variety of factors, such as economic, financial or political events that impact the entire market, market segments, or specific issuers. The Fund’s NAV and market price may fluctuate significantly in response to these and other factors. As a result, an investor could lose money over short or long periods of time.
- **Shares of the Fund May Trade at Prices Other Than NAV.** As with all exchange-traded funds (“ETFs”), Fund shares may be bought and sold in the secondary market at market prices. The trading prices of the Fund’s shares in the secondary market generally differ from the Fund’s daily NAV and there may be times when the market price of the shares is more than the NAV (premium) or less than the NAV (discount). This risk is heightened in times of market volatility or periods of steep market declines. Because securities held by the Fund trade on foreign exchanges that are closed when the Fund’s primary listing exchange is open, the Fund is likely to experience premiums and discounts greater than those of domestic ETFs.
- **Cash Redemption Risk.** The Fund’s investment strategy will require it to redeem shares for cash or to otherwise include cash as part of its redemption proceeds. The Fund may be required to sell or unwind portfolio investments in order to obtain the cash needed to distribute redemption proceeds. This may cause the Fund to recognize a capital gain that it might not have recognized if it had made a redemption in-kind. As a result, the Fund may pay out higher annual capital gain distributions than if the in-kind redemption process was used.
- **Currency Exchange Rate Risk.** The Fund uses various strategies to attempt to minimize the impact of changes in the value of the non-U.S. currencies against the U.S. dollar. These strategies may not be successful. In order to minimize transaction costs, or for other reasons, the Fund’s exposure to such currencies may not be fully hedged

at all times. Currency exchange rates can be very volatile and can change quickly and unpredictably. Therefore, the value of an investment in the Fund may also go up or down quickly and unpredictably and investors may lose money.

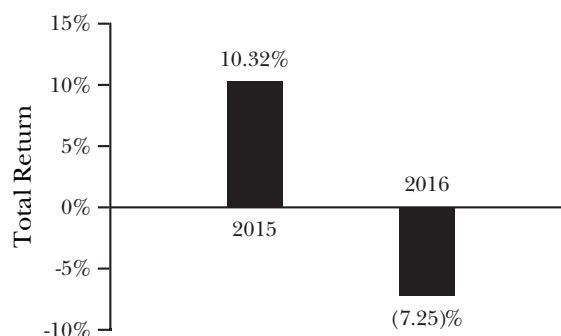
- **Cyber Security Risk.** The Fund and its service providers may be susceptible to operational and information security risks resulting from a breach in cyber security, including cyber-attacks. A breach in cyber security, intentional or unintentional, may adversely impact the Fund in many ways, including, but not limited to, disruption of the Fund's operational capacity, loss of proprietary information, theft or corruption of data, denial-of-service attacks on websites or network resources, and the unauthorized release of confidential information. Cyber-attacks affecting the Fund's third-party service providers, market makers, Authorized Participants, or the issuers of securities in which the Fund invests may subject the Fund to many of the same risks associated with direct cyber security breaches.
- **Derivatives Risk.** The Fund invests in derivatives. Derivatives are financial instruments that derive their performance from an underlying reference asset, such as a commodity, index, interest rate or inflation rate. The return on a derivative instrument may not correlate with the return of its underlying reference asset. Derivatives are subject to a number of risks described elsewhere in the Fund's Prospectus, such as market risk and issuer-specific risk. Derivatives can be volatile and may be less liquid than other securities. As a result, the value of an investment in the Fund may change quickly and without warning and you may lose money. In addition to the other risks associated with the use of derivatives described elsewhere in this Prospectus, there are risks associated with the Fund's use of forward currency contracts and/or futures contracts. With respect to forward currency contracts, these risks include but are not limited to the risk that the counterparty will default on its obligations. With respect to futures contracts, these risks include but are not limited to: (1) the success of the adviser's and sub-adviser's ability to predict movements in the prices of individual currencies or securities, fluctuations in markets and movements in interest rates; (2) an imperfect or no correlation between the changes in market value of the currencies or securities and the prices of futures contracts; and (3) no guarantee that an active market will exist for the contracts at any particular time.
- **Financial Sector Risk.** The Fund currently invests a significant portion of its assets in the financial sector, and therefore the Fund's performance could be negatively impacted by events affecting this sector. The financial sector includes, for example, banks and financial institutions providing mortgage and mortgage related services. This sector can be significantly affected by, among other things, changes in interest rates, government regulation, the rate of defaults on corporate, consumer and government debt, the availability and cost of capital, and fallout from the housing and sub-prime mortgage crisis.
- **Foreign Securities Risk.** Investments in non-U.S. securities involve political, regulatory, and economic risks that may not be present in U.S. securities. For example, investments in non-U.S. securities may be subject to risk of loss due to foreign currency fluctuations, political or economic instability, or geographic events that adversely impact issuers of foreign securities. Investments in non-U.S. securities also may be subject to withholding or other taxes and may be subject to additional trading, settlement, custodial, and operational risks. These and other factors can make investments in the Fund more volatile and potentially less liquid than other types of investments and may be heightened in connection with investments in developing or emerging markets countries.
- **Geographic Concentration in Japan.** Because the Fund invests primarily in the securities of companies in Japan, the Fund's performance is expected to be closely tied to social, political, and economic conditions within Japan and to be more volatile than the performance of more geographically diversified funds. The Japanese economy has only recently emerged from a prolonged economic downturn. Since the year 2000, Japan's economic growth rate has remained relatively low. Economic growth is heavily dependent on international trade, government support of the financial services sector and other troubled sectors, and consistent government policy supporting its export market. Slowdowns in the economies of key trading partners such as the United States, China and/or countries in Southeast Asia, including economic, political or social instability in such countries, could also have a negative impact on the Japanese economy as a whole. Currency fluctuations may also adversely impact the Japanese economy and its export market. In the past, the Japanese government has intervened in its currency market to maintain or reduce the value of the yen. Any such intervention could cause the yen's value to fluctuate sharply and unpredictably and could cause losses to investors. In addition, Japan's labor market is adapting to an aging workforce, declining population, and demand for increased labor mobility. These demographic shifts and fundamental structural changes to the labor market may negatively impact Japan's economic competitiveness. These and other factors could have a negative impact on the Fund's performance and increase the volatility of an investment in the Fund.

- **Geopolitical Risk.** Japan has experienced security concerns, war, threats of war, aggression and/or conflict, terrorism, economic uncertainty, natural and environmental disasters and/or systemic market dislocations (including due to events outside of Japan) that have led, and in the future may lead, to increased short-term market volatility and may have adverse long-term effects on the U.S. and world economies and markets generally, each of which may negatively impact the Fund's investments.
- **Hedging Risk.** Derivatives used by the Fund to offset its exposure to foreign currencies represented in the Index may not perform as intended. There can be no assurance that the Fund's hedging transactions will be effective. The value of an investment in the Fund could be significantly and negatively impacted if foreign currencies represented in the Index appreciate at the same time that the value of the Fund's equity holdings fall.
- **Index and Data Risk.** The Fund is not "actively" managed and seeks to track the price and yield performance, before fees and expenses, of the Index. The Index provider has the right to make adjustments to the Index or to cease making the Index available without regard to the particular interests of the Fund or its shareholders. If the computers or other facilities of the Index provider, Index calculation agent, data providers and/or relevant stock exchange malfunction for any reason, calculation and dissemination of Index values may be delayed and trading in Fund shares may be suspended for a period of time. Errors in Index data, Index calculations and/or the construction of the Index may occur from time to time and may not be identified and/or corrected by the Index provider, Index calculation agent or other applicable party for a period of time or at all, which may have an adverse impact on the Fund and its shareholders. The potential risk of continuing error may be particularly heightened in the case of the Index, which is generally not used as a benchmark by other funds or managers.
- **Investment Style Risk.** The Fund invests in the securities included in, or representative of, the Index regardless of their investment merit. The Fund does not attempt to outperform the Index or take defensive positions in declining markets. As a result, the Fund's performance may be adversely affected by a general decline in the market segments relating to the Index.
- **Issuer-Specific Risk.** Issuer-specific events, including changes in the actual or perceived financial condition of an issuer, can have a negative impact on the value of the Fund.
- **Large-Capitalization Investing Risk.** The Fund may invest in the securities of large-capitalization companies. As a result, the Fund's performance may be adversely affected if securities of large-capitalization companies underperform securities of smaller-capitalization companies or the market as a whole. Large-capitalization companies may adapt more slowly to new competitive challenges and be subject to slower growth during times of economic expansion.
- **Mid-Capitalization Investing Risk.** The Fund may invest in the securities of mid-capitalization companies. As a result, the Fund's performance may be adversely affected if securities of mid-capitalization companies underperform securities of other capitalization ranges or the market as a whole. Securities of mid-capitalization companies are often less stable and more vulnerable to market volatility and adverse economic developments than securities of larger companies.
- **Non-Correlation Risk.** As with all index funds, the performance of the Fund and its Index may differ from each other for a variety of reasons.
- **Non-Diversification Risk.** The Fund is considered to be non-diversified, which means that it may invest more of its assets in the securities of a single issuer or a smaller number of issuers than if it were a diversified fund. To the extent the Fund invests a significant percentage of its assets in a limited number of issuers, the Fund is subject to the risks of investing in those few issuers, and may be more susceptible to a single adverse economic or regulatory occurrence. As a result, changes in the market value of a single security could cause greater fluctuations in the value of Fund shares than would occur in a diversified fund.
- **Operational Risk.** The Fund and its service providers may experience disruptions that arise from human error, processing and communications errors, counterparty or third-party errors, technology or systems failures, any of which may have an adverse impact on the Fund.

## Fund Performance

Historical Fund performance, which varies over time, can provide an indication of the risks of investing in the Fund. The bar chart that follows shows the annual total returns of the Fund for each full calendar year since the Fund commenced operations. The table that follows the bar chart shows the Fund's average annual total returns, both before and after taxes. This table also shows how the Fund's performance compares to the Index and that of a relevant broad-based securities index. Index returns do not reflect deductions for fees, expenses or taxes. All

returns assume reinvestment of dividends and distributions. The Fund's past performance (before and after taxes) is not necessarily an indication of how the Fund will perform in the future.



The Fund's year-to-date total return as of June 30, 2017 was 3.24%.

#### Best and Worst Quarter Returns (for the periods reflected in the bar chart above)

	Return	Quarter/Year
Highest Return	28.06%	4Q/2016
Lowest Return	(25.11)%	1Q/2016

After-tax returns are calculated using the highest historical individual federal marginal income tax rates and do not reflect the impact of state and local taxes. Actual after-tax returns depend on your tax situation and may differ from those shown and are not relevant if you hold your shares through tax-deferred arrangements, such as 401(k) plans or individual retirement accounts. In some cases the return after taxes may exceed the return before taxes due to an assumed tax benefit from any losses on a sale of Fund shares at the end of the measurement period.

#### Average Annual Total Returns for the periods ending December 31, 2016

WisdomTree Japan Hedged Financials Fund	1 Year	Since Inception April 8, 2014
Return Before Taxes Based on NAV	(7.25)%	6.29%
Return After Taxes on Distributions	(7.47)%	4.71%
Return After Taxes on Distributions and Sale of Fund Shares	(3.79)%	4.58%
WisdomTree Japan Hedged Financials Index (Reflects no deduction for fees, expenses or taxes)	(5.96)%	7.38%
MSCI Japan Local Currency Index (Reflects no deduction for fees, expenses or taxes)	(0.74)%	10.74%

#### Management

##### Investment Adviser and Sub-Adviser

WisdomTree Asset Management, Inc. serves as investment adviser to the Fund. Mellon Capital Management Corporation serves as sub-adviser to the Fund.

##### Portfolio Managers

The Fund is managed by Mellon Capital's Equity Portfolio Management team. The individual members of the team jointly and primarily responsible for the day-to-day management of the Fund's portfolio are described below.

Karen Q. Wong, CFA, a Managing Director, Head of Equity Portfolio Management, has been a portfolio manager of the Fund since its inception in April 2014.

Richard A. Brown, CFA, a Managing Director and Senior Portfolio Manager, Equity Portfolio Management, has been a portfolio manager of the Fund since its inception in April 2014.

Thomas J. Durante, CFA, a Managing Director and Senior Portfolio Manager, Equity Portfolio Management, has been a portfolio manager of the Fund since its inception in April 2014.

**Buying and Selling Fund Shares**

The Fund is an ETF. This means that shares of the Fund are listed on a national securities exchange, such as NYSE Arca, and trade at market prices. Most investors will buy and sell shares of the Fund through brokers. Because Fund shares trade at market prices rather than NAV, shares may trade at a price greater than NAV (premium) or less than NAV (discount).

The Fund issues and redeems shares at NAV only in large blocks of shares (“Creation Units”), which only certain institutions or large investors (typically market makers or other broker-dealers) may purchase or redeem. Currently, Creation Units generally consist of 50,000 shares, though this may change from time to time. Creation Units are not expected to consist of less than 25,000 shares. The Fund issues and redeems Creation Units in exchange for a portfolio of securities and/or U.S. cash.

**Tax Information**

The Fund intends to make distributions that may be taxed as ordinary income, qualified dividend income, or capital gains.

**Payments to Broker-Dealers and Other Financial Intermediaries**

If you purchase shares of the Fund through a broker-dealer or other financial intermediary (such as a bank) (an “Intermediary”), WisdomTree Asset Management or its affiliates may pay Intermediaries for certain activities related to the Fund, including participation in activities that are designed to make Intermediaries more knowledgeable about exchange traded products, including the Fund, or for other activities, such as marketing, educational training or other initiatives related to the sale or promotion of Fund shares. These payments may create a conflict of interest by influencing the Intermediary and your salesperson to recommend the Fund over another investment. Any such arrangements do not result in increased Fund expenses. Ask your salesperson or visit the Intermediary’s website for more information.

# WisdomTree Japan Hedged Real Estate Fund

## Investment Objective

The WisdomTree Japan Hedged Real Estate Fund (the “Fund”) seeks to track the price and yield performance, before fees and expenses, of the WisdomTree Japan Hedged Real Estate Index (the “Index”).

## Fees and Expenses of the Fund

The following table describes the fees and expenses you may pay if you buy and hold shares of the Fund. The fees are expressed as a percentage of the Fund’s average net assets.

<b>Shareholder Fees</b> (fees paid directly from your investment)	None
<b>Annual Fund Operating Expenses</b> (expenses that you pay each year as a percentage of the value of your investment)	
Management Fees	0.48%
Distribution and/or Service (12b-1) Fees	None
Other Expenses	0.00%
<b>Total Annual Fund Operating Expenses</b>	0.48%

## Example

The following example is intended to help retail investors compare the cost of investing in the Fund with the cost of investing in other funds. It illustrates the hypothetical expenses that such investors would incur over various periods if they were to invest \$10,000 in the Fund for the time periods indicated and then redeem all of the shares at the end of those periods. This example assumes that the Fund provides a return of 5% a year and that operating expenses remain the same. This example does not include the brokerage commissions that retail investors may pay to buy and sell shares of the Fund. Although your actual costs may be higher or lower, based on these assumptions, your costs would be:

	<b>1 Year</b>	<b>3 Years</b>	<b>5 Years</b>	<b>10 Years</b>
	\$ 49	\$ 154	\$ 269	\$ 604

## Portfolio Turnover

The Fund pays transaction costs, such as commissions, when it buys and sells securities (or “turns over” its portfolio). A higher portfolio turnover rate may indicate higher transaction costs and may result in higher taxes when Fund shares are held in a taxable account. These costs, which are not reflected in annual fund operating expenses or in the example, affect the Fund’s performance. During the most recent fiscal year, the Fund’s portfolio turnover rate was 22% of the average value of its portfolio, excluding the value of portfolio securities received or delivered as a result of in-kind creations or redemptions of the Fund’s capital shares.

## Principal Investment Strategies of the Fund

The Fund employs a “passive management” – or indexing – investment approach designed to track the performance of the Index. The Fund generally uses a representative sampling strategy to achieve its investment objective, meaning it generally will invest in a sample of the securities in the Index whose risk, return and other characteristics resemble the risk, return and other characteristics of the Index as a whole. Under normal circumstances, at least 80% of the Fund’s total assets (exclusive of collateral held from securities lending) will be invested in component securities of the Index and investments that have economic characteristics that are substantially identical to the economic characteristics of such component securities.

The Index is designed to provide exposure to Japanese real estate companies as defined by WisdomTree Investments, Inc. (“WisdomTree Investments”), as Index provider, while at the same time neutralizing exposure to fluctuations of the value of the Japanese yen relative to the U.S. dollar. The Index was created by WisdomTree Investments utilizing a proprietary combination of sub-industry classifications from Standard & Poor’s Global Industry Classification Standards (“S&P GICS”) to determine membership for inclusion as a “real estate” company in the Index. In addition to real estate investment trusts (“REITs”) and real estate management and development companies, the following sub-industries, which are derived from the consumer discretionary sector, industrial sector or material sectors as defined by S&P GICS, are included in the Index: homebuilding, building products, construction and engineering (building sub-groups), construction materials, and marine ports and services. As of



June 30, 2017, a significant portion of the Index is comprised of companies in the real estate and industrial sectors. The Index consists of companies incorporated in Japan that trade primarily on the Tokyo Stock Exchange.

To be eligible for inclusion in the Index, a company must meet the following criteria: (i) float-adjusted market capitalization of at least \$500 million as of the annual Index screening date; (ii) average daily dollar trading volume of at least \$100,000 for three months preceding the annual Index screening date; and (iii) trading of at least either 250,000 shares per month or \$25 million notional for each of the six months preceding the annual Index screening date.

Securities are weighted by their float-adjusted market capitalization. “Float-adjusted” means that the share amounts used in calculating the Index reflect only shares available to investors. Shares held by control groups, public companies and government agencies are excluded. At the time of the Index’s annual screening date, the maximum weight of any single security in the Index is capped at 10%; however, security weights may fluctuate above the specified cap in response to market conditions and/or the application of volume factor adjustments. The Index methodology applies a volume factor adjustment to reduce a component security’s weight in the Index and reallocate the reduction in weight pro rata among the other securities if, as of the annual Index screening date, a component security no longer meets certain trading volume thresholds.

The Index “hedges” against fluctuations in the relative value of the Japanese yen against the U.S. dollar. The Index is designed to have higher returns than an equivalent unhedged investment when the yen is weakening relative to the U.S. dollar. Conversely, the Index is designed to have lower returns than an equivalent unhedged investment when the yen is rising relative to the U.S. dollar. The Index applies an applicable published one-month currency forward rate to the total equity exposure to Japan to hedge against fluctuations in the relative value of the Japanese yen against the U.S. dollar.

Forward currency contracts or futures contracts are used to offset the Fund’s exposure to the Japanese yen. The amount of forward contracts and futures contracts in the Fund is based on the aggregate exposure of the Fund and Index to the Japanese yen. While this approach is designed to minimize the impact of currency fluctuations on Fund returns, it does not necessarily eliminate the Fund’s exposure to the yen. The return of the forward currency contracts and currency futures contracts may not perfectly offset the actual fluctuations between the yen and the U.S. dollar.

To the extent the Index concentrates (*i.e.*, holds 25% or more of its total assets) in the securities of a particular industry or group of industries, the Fund will concentrate its investments to approximately the same extent as the Index.

### **Principal Risks of Investing in the Fund**

You can lose money on your investment in the Fund. The Fund is subject to the risks described below. Some or all of these risks may adversely affect the Fund’s net asset value per share (“NAV”), trading price, yield, total return and/or ability to meet its objectives. For more information about the risks of investing in the Fund, see the sections in the Fund’s Prospectus titled “Additional Principal Risk Information About the Funds” and “Additional Non-Principal Risk Information.”

- **Investment Risk.** As with all investments, an investment in the Fund is subject to investment risk. Investors in the Fund could lose money, including the possible loss of the entire principal amount of an investment, over short or long periods of time.
- **Market Risk.** The trading prices of equity securities and other instruments fluctuate in response to a variety of factors, such as economic, financial or political events that impact the entire market, market segments, or specific issuers. The Fund’s NAV and market price may fluctuate significantly in response to these and other factors. As a result, an investor could lose money over short or long periods of time.
- **Shares of the Fund May Trade at Prices Other Than NAV.** As with all exchange-traded funds (“ETFs”), Fund shares may be bought and sold in the secondary market at market prices. The trading prices of the Fund’s shares in the secondary market generally differ from the Fund’s daily NAV and there may be times when the market price of the shares is more than the NAV (premium) or less than the NAV (discount). This risk is heightened in times of market volatility or periods of steep market declines. Because securities held by the Fund trade on foreign exchanges that are closed when the Fund’s primary listing exchange is open, the Fund is likely to experience premiums and discounts greater than those of domestic ETFs.
- **Cash Redemption Risk.** The Fund’s investment strategy will require it to redeem shares for cash or to otherwise include cash as part of its redemption proceeds. The Fund may be required to sell or unwind portfolio

investments in order to obtain the cash needed to distribute redemption proceeds. This may cause the Fund to recognize a capital gain that it might not have recognized if it had made a redemption in-kind. As a result, the Fund may pay out higher annual capital gain distributions than if the in-kind redemption process was used.

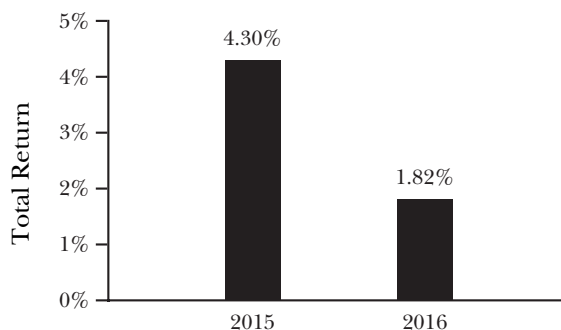
- **Currency Exchange Rate Risk.** The Fund uses various strategies to attempt to minimize the impact of changes in the value of the Japanese yen against the U.S. dollar. These strategies may not be successful. In order to minimize transaction costs, or for other reasons, the Fund's exposure to the yen may not be fully hedged at all times. Currency exchange rates can be very volatile and can change quickly and unpredictably. Therefore, the value of an investment in the Fund may also go up or down quickly and unpredictably and investors may lose money.
- **Cyber Security Risk.** The Fund and its service providers may be susceptible to operational and information security risks resulting from a breach in cyber security, including cyber-attacks. A breach in cyber security, intentional or unintentional, may adversely impact the Fund in many ways, including, but not limited to, disruption of the Fund's operational capacity, loss of proprietary information, theft or corruption of data, denial-of-service attacks on websites or network resources, and the unauthorized release of confidential information. Cyber-attacks affecting the Fund's third-party service providers, market makers, Authorized Participants, or the issuers of securities in which the Fund invests may subject the Fund to many of the same risks associated with direct cyber security breaches.
- **Derivatives Risk.** The Fund invests in derivatives. Derivatives are financial instruments that derive their performance from an underlying reference asset, such as a commodity, index, interest rate or inflation rate. The return on a derivative instrument may not correlate with the return of its underlying reference asset. Derivatives are subject to a number of risks described elsewhere in the Fund's Prospectus, such as market risk and issuer-specific risk. Derivatives can be volatile and may be less liquid than other securities. As a result, the value of an investment in the Fund may change quickly and without warning and you may lose money. In addition to the other risks associated with the use of derivatives described elsewhere in this Prospectus, there are risks associated with the Fund's use of forward currency contracts and/or futures contracts. With respect to forward currency contracts, these risks include but are not limited to the risk that the counterparty will default on its obligations. With respect to futures contracts, these risks include but are not limited to: (1) the success of the adviser's and sub-adviser's ability to predict movements in the prices of individual currencies or securities, fluctuations in markets and movements in interest rates; (2) an imperfect or no correlation between the changes in market value of the currencies or securities and the prices of futures contracts; and (3) no guarantee that an active market will exist for the contracts at any particular time.
- **Foreign Securities Risk.** Investments in non-U.S. securities involve political, regulatory, and economic risks that may not be present in U.S. securities. For example, investments in non-U.S. securities may be subject to risk of loss due to foreign currency fluctuations, political or economic instability, or geographic events that adversely impact issuers of foreign securities. Investments in non-U.S. securities also may be subject to withholding or other taxes and may be subject to additional trading, settlement, custodial, and operational risks. These and other factors can make investments in the Fund more volatile and potentially less liquid than other types of investments and may be heightened in connection with investments in developing or emerging markets countries.
- **Geographic Concentration in Japan.** Because the Fund invests primarily in the securities of companies in Japan, the Fund's performance is expected to be closely tied to social, political, and economic conditions within Japan and to be more volatile than the performance of more geographically diversified funds. The Japanese economy has only recently emerged from a prolonged economic downturn. Since the year 2000, Japan's economic growth rate has remained relatively low. Economic growth is heavily dependent on international trade, government support of the financial services sector and other troubled sectors, and consistent government policy supporting its export market. Slowdowns in the economies of key trading partners such as the United States, China and/or countries in Southeast Asia, including economic, political or social instability in such countries, could also have a negative impact on the Japanese economy as a whole. Currency fluctuations may also adversely impact the Japanese economy and its export market. In the past, the Japanese government has intervened in its currency market to maintain or reduce the value of the yen. Any such intervention could cause the yen's value to fluctuate sharply and unpredictably and could cause losses to investors. In addition, Japan's labor market is adapting to an aging workforce, declining population, and demand for increased labor mobility. These demographic shifts and fundamental structural changes to the labor market may negatively impact Japan's economic competitiveness. These and other factors could have a negative impact on the Fund's performance and increase the volatility of an investment in the Fund.

- **Geopolitical Risk.** Japan has experienced security concerns, war, threats of war, aggression and/or conflict, terrorism, economic uncertainty, natural and environmental disasters and/or systemic market dislocations (including due to events outside of Japan) that have led, and in the future may lead, to increased short-term market volatility and may have adverse long-term effects on the U.S. and world economies and markets generally, each of which may negatively impact the Fund's investments.
- **Hedging Risk.** Derivatives used by the Fund to offset its exposure to foreign currencies represented in the Index may not perform as intended. There can be no assurance that the Fund's hedging transactions will be effective. The value of an investment in the Fund could be significantly and negatively impacted if foreign currencies represented in the Index appreciate at the same time that the value of the Fund's equity holdings fall.
- **Industrial Sector Risk.** The Fund currently invests a significant portion of its assets in the industrial sector, and therefore the Fund's performance could be negatively impacted by events affecting this sector. The industrial sector includes, for example, aerospace and defense, non-residential construction, engineering, machinery, transportation, and commercial and professional services companies. This sector can be significantly affected by, among other things, business cycle fluctuations, worldwide economy growth, government and corporate spending, supply and demand for specific products and manufacturing, and government regulation.
- **Index and Data Risk.** The Fund is not "actively" managed and seeks to track the price and yield performance, before fees and expenses, of the Index. The Index provider has the right to make adjustments to the Index or to cease making the Index available without regard to the particular interests of the Fund or its shareholders. If the computers or other facilities of the Index provider, Index calculation agent, data providers and/or relevant stock exchange malfunction for any reason, calculation and dissemination of Index values may be delayed and trading in Fund shares may be suspended for a period of time. Errors in Index data, Index calculations and/or the construction of the Index may occur from time to time and may not be identified and/or corrected by the Index provider, Index calculation agent or other applicable party for a period of time or at all, which may have an adverse impact on the Fund and its shareholders. The potential risk of continuing error may be particularly heightened in the case of the Index, which is generally not used as a benchmark by other funds or managers.
- **Investment Style Risk.** The Fund invests in the securities included in, or representative of, the Index regardless of their investment merit. The Fund does not attempt to outperform the Index or take defensive positions in declining markets. As a result, the Fund's performance may be adversely affected by a general decline in the market segments relating to the Index.
- **Issuer-Specific Risk.** Issuer-specific events, including changes in the actual or perceived financial condition of an issuer, can have a negative impact on the value of the Fund.
- **Large-Capitalization Investing Risk.** The Fund may invest in the securities of large-capitalization companies. As a result, the Fund's performance may be adversely affected if securities of large-capitalization companies underperform securities of smaller-capitalization companies or the market as a whole. Large-capitalization companies may adapt more slowly to new competitive challenges and be subject to slower growth during times of economic expansion.
- **Mid-Capitalization Investing Risk.** The Fund may invest in the securities of mid-capitalization companies. As a result, the Fund's performance may be adversely affected if securities of mid-capitalization companies underperform securities of other capitalization ranges or the market as a whole. Securities of mid-capitalization companies are often less stable and more vulnerable to market volatility and adverse economic developments than securities of larger companies.
- **Non-Correlation Risk.** As with all index funds, the performance of the Fund and its Index may differ from each other for a variety of reasons.
- **Non-Diversification Risk.** The Fund is considered to be non-diversified, which means that it may invest more of its assets in the securities of a single issuer or a smaller number of issuers than if it were a diversified fund. To the extent the Fund invests a significant percentage of its assets in a limited number of issuers, the Fund is subject to the risks of investing in those few issuers, and may be more susceptible to a single adverse economic or regulatory occurrence. As a result, changes in the market value of a single security could cause greater fluctuations in the value of Fund shares than would occur in a diversified fund.
- **Operational Risk.** The Fund and its service providers may experience disruptions that arise from human error, processing and communications errors, counterparty or third-party errors, technology or systems failures, any of which may have an adverse impact on the Fund.

- **Real Estate Sector Risk.** The Fund invests primarily in real estate companies, including investments in REITs traded in Japan, and therefore the Fund's performance could be negatively impacted by events affecting this sector. REITs are securities that invest substantially all of their assets in real estate, trade like stocks and may qualify for special tax considerations. Investments in REITs subject the Fund to risks associated with the direct ownership of real estate. The real estate sector also includes real estate management and development companies. This sector can be significantly affected by, among other things, market conditions or events such as declining property values or rising interest rates.
- **Small-Capitalization Investing Risk.** The Fund may invest in the securities of small-capitalization companies. As a result, the Fund may be more volatile than funds that invest in larger, more established companies. The securities of small-capitalization companies generally trade in lower volumes and are subject to greater and more unpredictable price changes than larger capitalization stocks or the stock market as a whole. Small-capitalization companies may be particularly sensitive to adverse economic developments as well as changes in interest rates, government regulation, borrowing costs and earnings.

### Fund Performance

Historical Fund performance, which varies over time, can provide an indication of the risks of investing in the Fund. The bar chart that follows shows the annual total returns of the Fund for each full calendar year since the Fund commenced operations. The table that follows the bar chart shows the Fund's average annual total returns, both before and after taxes. This table also shows how the Fund's performance compares to the Index and that of a relevant broad-based securities index. Index returns do not reflect deductions for fees, expenses or taxes. All returns assume reinvestment of dividends and distributions. The Fund's past performance (before and after taxes) is not necessarily an indication of how the Fund will perform in the future.



The Fund's year-to-date total return as of June 30, 2017 was 3.39%.

### Best and Worst Quarter Returns (for the periods reflected in the bar chart above)

	Return	Quarter/Year
Highest Return	11.38%	4Q/2016
Lowest Return	(5.39)%	2Q/2016

After-tax returns are calculated using the highest historical individual federal marginal income tax rates and do not reflect the impact of state and local taxes. Actual after-tax returns depend on your tax situation and may differ from those shown and are not relevant if you hold your shares through tax-deferred arrangements, such as 401(k) plans or individual retirement accounts. In some cases the return after taxes may exceed the return before taxes due to an assumed tax benefit from any losses on a sale of Fund shares at the end of the measurement period.

### Average Annual Total Returns for the periods ending December 31, 2016

WisdomTree Japan Hedged Real Estate Fund	1 Year	Since Inception April 8, 2014
Return Before Taxes Based on NAV	1.82%	8.62%
Return After Taxes on Distributions	(18.02)%	(1.01)%
Return After Taxes on Distributions and Sale of Fund Shares	2.82%	3.12%

<b>WisdomTree Japan Hedged Real Estate Fund</b>	<b>1 Year</b>	<b>Since Inception April 8, 2014</b>
WisdomTree Japan Hedged Real Estate Index (Reflects no deduction for fees, expenses or taxes)	2.98%	9.55%
MSCI Japan Local Currency Index (Reflects no deduction for fees, expenses or taxes)	(0.74)%	10.74%

## **Management**

### **Investment Adviser and Sub-Adviser**

WisdomTree Asset Management, Inc. serves as investment adviser to the Fund. Mellon Capital Management Corporation serves as sub-adviser to the Fund.

### **Portfolio Managers**

The Fund is managed by Mellon Capital's Equity Portfolio Management team. The individual members of the team jointly and primarily responsible for the day-to-day management of the Fund's portfolio are described below.

Karen Q. Wong, CFA, a Managing Director, Head of Equity Portfolio Management, has been a portfolio manager of the Fund since its inception in April 2014.

Richard A. Brown, CFA, a Managing Director and Senior Portfolio Manager, Equity Portfolio Management, has been a portfolio manager of the Fund since its inception in April 2014.

Thomas J. Durante, CFA, a Managing Director and Senior Portfolio Manager, Equity Portfolio Management, has been a portfolio manager of the Fund since its inception in April 2014.

### **Buying and Selling Fund Shares**

The Fund is an ETF. This means that shares of the Fund are listed on a national securities exchange, such as NYSE Arca, and trade at market prices. Most investors will buy and sell shares of the Fund through brokers. Because Fund shares trade at market prices rather than NAV, shares may trade at a price greater than NAV (premium) or less than NAV (discount).

The Fund issues and redeems shares at NAV only in large blocks of shares ("Creation Units"), which only certain institutions or large investors (typically market makers or other broker-dealers) may purchase or redeem. Currently, Creation Units generally consist of 50,000 shares, though this may change from time to time. Creation Units are not expected to consist of less than 25,000 shares. The Fund issues and redeems Creation Units in exchange for a portfolio of securities and/or U.S. cash.

### **Tax Information**

The Fund intends to make distributions that may be taxed as ordinary income, qualified dividend income, or capital gains.

### **Payments to Broker-Dealers and Other Financial Intermediaries**

If you purchase shares of the Fund through a broker-dealer or other financial intermediary (such as a bank) (an "Intermediary"), WisdomTree Asset Management or its affiliates may pay Intermediaries for certain activities related to the Fund, including participation in activities that are designed to make Intermediaries more knowledgeable about exchange traded products, including the Fund, or for other activities, such as marketing, educational training or other initiatives related to the sale or promotion of Fund shares. These payments may create a conflict of interest by influencing the Intermediary and your salesperson to recommend the Fund over another investment. Any such arrangements do not result in increased Fund expenses. Ask your salesperson or visit the Intermediary's website for more information.



# WisdomTree Japan Hedged Capital Goods Fund

## Investment Objective

The WisdomTree Japan Hedged Capital Goods Fund (the “Fund”) seeks to track the price and yield performance, before fees and expenses, of the WisdomTree Japan Hedged Capital Goods Index (the “Index”).

## Fees and Expenses of the Fund

The following table describes the fees and expenses you may pay if you buy and hold shares of the Fund. The fees are expressed as a percentage of the Fund’s average net assets.

<b>Shareholder Fees</b> (fees paid directly from your investment)	None
<b>Annual Fund Operating Expenses</b> (expenses that you pay each year as a percentage of the value of your investment)	
Management Fees	0.48%
Distribution and/or Service (12b-1) Fees	None
Other Expenses	0.00%
<b>Total Annual Fund Operating Expenses</b>	0.48%

## Example

The following example is intended to help retail investors compare the cost of investing in the Fund with the cost of investing in other funds. It illustrates the hypothetical expenses that such investors would incur over various periods if they were to invest \$10,000 in the Fund for the time periods indicated and then redeem all of the shares at the end of those periods. This example assumes that the Fund provides a return of 5% a year and that operating expenses remain the same. This example does not include the brokerage commissions that retail investors may pay to buy and sell shares of the Fund. Although your actual costs may be higher or lower, based on these assumptions, your costs would be:

	<b>1 Year</b>	<b>3 Years</b>	<b>5 Years</b>	<b>10 Years</b>
	\$ 49	\$ 154	\$ 269	\$ 604

## Portfolio Turnover

The Fund pays transaction costs, such as commissions, when it buys and sells securities (or “turns over” its portfolio). A higher portfolio turnover rate may indicate higher transaction costs and may result in higher taxes when Fund shares are held in a taxable account. These costs, which are not reflected in annual fund operating expenses or in the example, affect the Fund’s performance. During the most recent fiscal year, the Fund’s portfolio turnover rate was 12% of the average value of its portfolio, excluding the value of portfolio securities received or delivered as a result of in-kind creations or redemptions of the Fund’s capital shares.

## Principal Investment Strategies of the Fund

The Fund employs a “passive management” – or indexing – investment approach designed to track the performance of the Index. The Fund generally uses a representative sampling strategy to achieve its investment objective, meaning it generally will invest in a sample of the securities in the Index whose risk, return and other characteristics resemble the risk, return and other characteristics of the Index as a whole. Under normal circumstances, at least 80% of the Fund’s total assets (exclusive of collateral held from securities lending) will be invested in component securities of the Index and investments that have economic characteristics that are substantially identical to the economic characteristics of such component securities.

The Index is designed to provide exposure to Japanese capital goods companies as defined by WisdomTree Investments, Inc. (“WisdomTree Investments”), as Index provider, while at the same time neutralizing exposure to fluctuations of the value of the Japanese yen relative to the U.S. dollar. The Index was created by WisdomTree Investments utilizing a proprietary combination of sub-industry classifications from Standard & Poor’s Global Industry Classification Standards (“S&P GICS”) to determine membership for inclusion as a “capital goods” company in the Index. The following sub-industries, which are currently derived from either the consumer discretionary sector, industrials sector or materials sector as defined by S&P GICS, are included in the Index: aerospace and defense, automobiles, auto components, building products, specialty chemicals (paint companies), electrical components and equipment, heavy electrical equipment, machinery, steel, engineering and R&D services, and other building products. As of June 30, 2017, a significant portion of the Index is comprised of companies in



the consumer discretionary and industrial sectors. The Index consists of companies incorporated in Japan that trade primarily on the Tokyo Stock Exchange.

To be eligible for inclusion in the Index, a company must meet the following criteria: (i) float-adjusted market capitalization of at least \$500 million as of the annual Index screening date; (ii) average daily dollar trading volume of at least \$100,000 for three months preceding the annual Index screening date; and (iii) trading of at least either 250,000 shares per month or \$25 million notional for each of the six months preceding the annual Index screening date.

Securities are weighted by their float-adjusted market capitalization. “Float-adjusted” means that the share amounts used in calculating the Index reflect only shares available to investors. Shares held by control groups, public companies and government agencies are excluded. At the time of the Index’s annual screening date, the maximum weight of any single security in the Index is capped at 10%; however, security weights may fluctuate above the specified cap in response to market conditions and/or the application of volume factor adjustments. The Index methodology applies a volume factor adjustment to reduce a component security’s weight in the Index and reallocate the reduction in weight pro rata among the other securities if, as of the annual Index screening date, a component security no longer meets certain trading volume thresholds.

The Index “hedges” against fluctuations in the relative value of the Japanese yen against the U.S. dollar. The Index is designed to have higher returns than an equivalent unhedged investment when the yen is weakening relative to the U.S. dollar. Conversely, the Index is designed to have lower returns than an equivalent unhedged investment when the yen is rising relative to the U.S. dollar. The Index applies an applicable published one-month currency forward rate to the total equity exposure to Japan to hedge against fluctuations in the relative value of the Japanese yen against the U.S. dollar.

Forward currency contracts or futures contracts are used to offset the Fund’s exposure to the Japanese yen. The amount of forward contracts and futures contracts in the Fund is based on the aggregate exposure of the Fund and Index to the Japanese yen. While this approach is designed to minimize the impact of currency fluctuations on Fund returns, it does not necessarily eliminate the Fund’s exposure to the yen. The return of the forward currency contracts and currency futures contracts may not perfectly offset the actual fluctuations between the yen and the U.S. dollar.

To the extent the Index concentrates (*i.e.*, holds 25% or more of its total assets) in the securities of a particular industry or group of industries, the Fund will concentrate its investments to approximately the same extent as the Index.

### **Principal Risks of Investing in the Fund**

You can lose money on your investment in the Fund. The Fund is subject to the risks described below. Some or all of these risks may adversely affect the Fund’s net asset value per share (“NAV”), trading price, yield, total return and/or ability to meet its objectives. For more information about the risks of investing in the Fund, see the sections in the Fund’s Prospectus titled “Additional Principal Risk Information About the Funds” and “Additional Non-Principal Risk Information.”

- **Investment Risk.** As with all investments, an investment in the Fund is subject to investment risk. Investors in the Fund could lose money, including the possible loss of the entire principal amount of an investment, over short or long periods of time.
- **Market Risk.** The trading prices of equity securities and other instruments fluctuate in response to a variety of factors, such as economic, financial or political events that impact the entire market, market segments, or specific issuers. The Fund’s NAV and market price may fluctuate significantly in response to these and other factors. As a result, an investor could lose money over short or long periods of time.
- **Shares of the Fund May Trade at Prices Other Than NAV.** As with all exchange-traded funds (“ETFs”), Fund shares may be bought and sold in the secondary market at market prices. The trading prices of the Fund’s shares in the secondary market generally differ from the Fund’s daily NAV and there may be times when the market price of the shares is more than the NAV (premium) or less than the NAV (discount). This risk is heightened in times of market volatility or periods of steep market declines. Because securities held by the Fund trade on foreign exchanges that are closed when the Fund’s primary listing exchange is open, the Fund is likely to experience premiums and discounts greater than those of domestic ETFs.
- **Cash Redemption Risk.** The Fund’s investment strategy will require it to redeem shares for cash or to otherwise include cash as part of its redemption proceeds. The Fund may be required to sell or unwind portfolio

investments in order to obtain the cash needed to distribute redemption proceeds. This may cause the Fund to recognize a capital gain that it might not have recognized if it had made a redemption in-kind. As a result, the Fund may pay out higher annual capital gain distributions than if the in-kind redemption process was used.

- **Consumer Discretionary Sector Risk.** The Fund currently invests a significant portion of its assets in the consumer discretionary sector, and therefore the Fund's performance could be negatively impacted by events affecting this sector. The consumer discretionary sector includes, for example, automobile, textile, retail, and media companies. This sector can be significantly affected by, among other things, economic growth, worldwide demand, social trends, consumers' disposable income levels, and propensity to spend.
- **Currency Exchange Rate Risk.** The Fund uses various strategies to attempt to minimize the impact of changes in the value of the Japanese yen against the U.S. dollar. These strategies may not be successful. In order to minimize transaction costs, or for other reasons, the Fund's exposure to the yen may not be fully hedged at all times. Currency exchange rates can be very volatile and can change quickly and unpredictably. Therefore, the value of an investment in the Fund may also go up or down quickly and unpredictably and investors may lose money.
- **Cyber Security Risk.** The Fund and its service providers may be susceptible to operational and information security risks resulting from a breach in cyber security, including cyber-attacks. A breach in cyber security, intentional or unintentional, may adversely impact the Fund in many ways, including, but not limited to, disruption of the Fund's operational capacity, loss of proprietary information, theft or corruption of data, denial-of-service attacks on websites or network resources, and the unauthorized release of confidential information. Cyber-attacks affecting the Fund's third-party service providers, market makers, Authorized Participants, or the issuers of securities in which the Fund invests may subject the Fund to many of the same risks associated with direct cyber security breaches.
- **Derivatives Risk.** The Fund invests in derivatives. Derivatives are financial instruments that derive their performance from an underlying reference asset, such as a commodity, index, interest rate or inflation rate. The return on a derivative instrument may not correlate with the return of its underlying reference asset. Derivatives are subject to a number of risks described elsewhere in the Fund's Prospectus, such as market risk and issuer-specific risk. Derivatives can be volatile and may be less liquid than other securities. As a result, the value of an investment in the Fund may change quickly and without warning and you may lose money. In addition to the other risks associated with the use of derivatives described elsewhere in this Prospectus, there are risks associated with the Fund's use of forward currency contracts and/or futures contracts. With respect to forward currency contracts, these risks include but are not limited to the risk that the counterparty will default on its obligations. With respect to futures contracts, these risks include but are not limited to: (1) the success of the adviser's and sub-adviser's ability to predict movements in the prices of individual currencies or securities, fluctuations in markets and movements in interest rates; (2) an imperfect or no correlation between the changes in market value of the currencies or securities and the prices of futures contracts; and (3) no guarantee that an active market will exist for the contracts at any particular time.
- **Foreign Securities Risk.** Investments in non-U.S. securities involve political, regulatory, and economic risks that may not be present in U.S. securities. For example, investments in non-U.S. securities may be subject to risk of loss due to foreign currency fluctuations, political or economic instability, or geographic events that adversely impact issuers of foreign securities. Investments in non-U.S. securities also may be subject to withholding or other taxes and may be subject to additional trading, settlement, custodial, and operational risks. These and other factors can make investments in the Fund more volatile and potentially less liquid than other types of investments and may be heightened in connection with investments in developing or emerging markets countries.
- **Geographic Concentration in Japan.** Because the Fund invests primarily in the securities of companies in Japan, the Fund's performance is expected to be closely tied to social, political, and economic conditions within Japan and to be more volatile than the performance of more geographically diversified funds. The Japanese economy has only recently emerged from a prolonged economic downturn. Since the year 2000, Japan's economic growth rate has remained relatively low. Economic growth is heavily dependent on international trade, government support of the financial services sector and other troubled sectors, and consistent government policy supporting its export market. Slowdowns in the economies of key trading partners such as the United States, China and/or countries in Southeast Asia, including economic, political or social instability in such countries, could also have a negative impact on the Japanese economy as a whole. Currency fluctuations may also adversely impact the Japanese economy and its export market. In the past, the Japanese government has intervened in its currency market to maintain or reduce the value of the yen. Any such intervention could cause the yen's value to fluctuate sharply and unpredictably and could cause losses to investors. In addition, Japan's labor market is adapting to an

aging workforce, declining population, and demand for increased labor mobility. These demographic shifts and fundamental structural changes to the labor market may negatively impact Japan's economic competitiveness. These and other factors could have a negative impact on the Fund's performance and increase the volatility of an investment in the Fund.

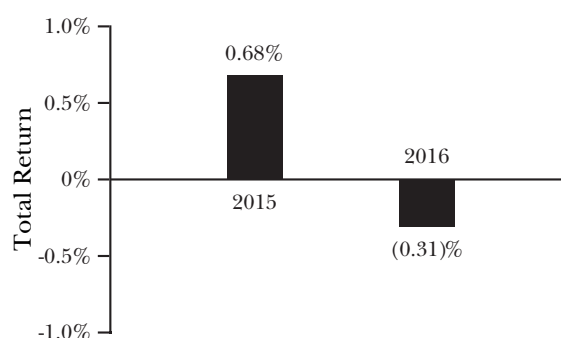
- **Geopolitical Risk.** Japan has experienced security concerns, war, threats of war, aggression and/or conflict, terrorism, economic uncertainty, natural and environmental disasters and/or systemic market dislocations (including due to events outside of Japan) that have led, and in the future may lead, to increased short-term market volatility and may have adverse long-term effects on the U.S. and world economies and markets generally, each of which may negatively impact the Fund's investments.
- **Hedging Risk.** Derivatives used by the Fund to offset its exposure to foreign currencies represented in the Index may not perform as intended. There can be no assurance that the Fund's hedging transactions will be effective. The value of an investment in the Fund could be significantly and negatively impacted if foreign currencies represented in the Index appreciate at the same time that the value of the Fund's equity holdings fall.
- **Industrial Sector Risk.** The Fund currently invests a significant portion of its assets in the industrial sector, and therefore the Fund's performance could be negatively impacted by events affecting this sector. The industrial sector includes, for example, aerospace and defense, non-residential construction, engineering, machinery, transportation, and commercial and professional services companies. This sector can be significantly affected by, among other things, business cycle fluctuations, worldwide economy growth, government and corporate spending, supply and demand for specific products and manufacturing, and government regulation.
- **Index and Data Risk.** The Fund is not "actively" managed and seeks to track the price and yield performance, before fees and expenses, of the Index. The Index provider has the right to make adjustments to the Index or to cease making the Index available without regard to the particular interests of the Fund or its shareholders. If the computers or other facilities of the Index provider, Index calculation agent, data providers and/or relevant stock exchange malfunction for any reason, calculation and dissemination of Index values may be delayed and trading in Fund shares may be suspended for a period of time. Errors in Index data, Index calculations and/or the construction of the Index may occur from time to time and may not be identified and/or corrected by the Index provider, Index calculation agent or other applicable party for a period of time or at all, which may have an adverse impact on the Fund and its shareholders. The potential risk of continuing error may be particularly heightened in the case of the Index, which is generally not used as a benchmark by other funds or managers.
- **Investment Style Risk.** The Fund invests in the securities included in, or representative of, the Index regardless of their investment merit. The Fund does not attempt to outperform the Index or take defensive positions in declining markets. As a result, the Fund's performance may be adversely affected by a general decline in the market segments relating to the Index.
- **Issuer-Specific Risk.** Issuer-specific events, including changes in the actual or perceived financial condition of an issuer, can have a negative impact on the value of the Fund.
- **Large-Capitalization Investing Risk.** The Fund may invest in the securities of large-capitalization companies. As a result, the Fund's performance may be adversely affected if securities of large-capitalization companies underperform securities of smaller-capitalization companies or the market as a whole. Large-capitalization companies may adapt more slowly to new competitive challenges and be subject to slower growth during times of economic expansion.
- **Mid-Capitalization Investing Risk.** The Fund may invest in the securities of mid-capitalization companies. As a result, the Fund's performance may be adversely affected if securities of mid-capitalization companies underperform securities of other capitalization ranges or the market as a whole. Securities of mid-capitalization companies are often less stable and more vulnerable to market volatility and adverse economic developments than securities of larger companies.
- **Non-Correlation Risk.** As with all index funds, the performance of the Fund and its Index may differ from each other for a variety of reasons.
- **Non-Diversification Risk.** The Fund is considered to be non-diversified, which means that it may invest more of its assets in the securities of a single issuer or a smaller number of issuers than if it were a diversified fund. To the extent the Fund invests a significant percentage of its assets in a limited number of issuers, the Fund is subject to

the risks of investing in those few issuers, and may be more susceptible to a single adverse economic or regulatory occurrence. As a result, changes in the market value of a single security could cause greater fluctuations in the value of Fund shares than would occur in a diversified fund.

- **Operational Risk.** The Fund and its service providers may experience disruptions that arise from human error, processing and communications errors, counterparty or third-party errors, technology or systems failures, any of which may have an adverse impact on the Fund.

### Fund Performance

Historical Fund performance, which varies over time, can provide an indication of the risks of investing in the Fund. The bar chart that follows shows the annual total returns of the Fund for each full calendar year since the Fund commenced operations. The table that follows the bar chart shows the Fund's average annual total returns, both before and after taxes. This table also shows how the Fund's performance compares to the Index and that of a relevant broad-based securities index. Index returns do not reflect deductions for fees, expenses or taxes. All returns assume reinvestment of dividends and distributions. The Fund's past performance (before and after taxes) is not necessarily an indication of how the Fund will perform in the future.



The Fund's year-to-date total return as of June 30, 2017 was 4.32%.

### Best and Worst Quarter Returns (for the periods reflected in the bar chart above)

	Return	Quarter/Year
Highest Return	17.94%	4Q/2016
Lowest Return	(19.74)%	3Q/2015

After-tax returns are calculated using the highest historical individual federal marginal income tax rates and do not reflect the impact of state and local taxes. Actual after-tax returns depend on your tax situation and may differ from those shown and are not relevant if you hold your shares through tax-deferred arrangements, such as 401(k) plans or individual retirement accounts. In some cases the return after taxes may exceed the return before taxes due to an assumed tax benefit from any losses on a sale of Fund shares at the end of the measurement period.

### Average Annual Total Returns for the periods ending December 31, 2016

WisdomTree Japan Hedged Capital Goods Fund	1 Year	Since Inception April 8, 2014
Return Before Taxes Based on NAV	(0.31)%	7.24%
Return After Taxes on Distributions	(0.50)%	5.47%
Return After Taxes on Distributions and Sale of Fund Shares	0.16%	5.38%
WisdomTree Japan Hedged Capital Goods Index (Reflects no deduction for fees, expenses or taxes)	(0.10)%	7.87%
MSCI Japan Local Currency Index (Reflects no deduction for fees, expenses or taxes)	(0.74)%	10.74%

## **Management**

### **Investment Adviser and Sub-Adviser**

WisdomTree Asset Management, Inc. serves as investment adviser to the Fund. Mellon Capital Management Corporation serves as sub-adviser to the Fund.

### **Portfolio Managers**

The Fund is managed by Mellon Capital's Equity Portfolio Management team. The individual members of the team jointly and primarily responsible for the day-to-day management of the Fund's portfolio are described below.

Karen Q. Wong, CFA, a Managing Director, Head of Equity Portfolio Management, has been a portfolio manager of the Fund since its inception in April 2014.

Richard A. Brown, CFA, a Managing Director and Senior Portfolio Manager, Equity Portfolio Management, has been a portfolio manager of the Fund since its inception in April 2014.

Thomas J. Durante, CFA, a Managing Director and Senior Portfolio Manager, Equity Portfolio Management, has been a portfolio manager of the Fund since its inception in April 2014.

### **Buying and Selling Fund Shares**

The Fund is an ETF. This means that shares of the Fund are listed on a national securities exchange, such as NYSE Arca, and trade at market prices. Most investors will buy and sell shares of the Fund through brokers. Because Fund shares trade at market prices rather than NAV, shares may trade at a price greater than NAV (premium) or less than NAV (discount).

The Fund issues and redeems shares at NAV only in large blocks of shares ("Creation Units"), which only certain institutions or large investors (typically market makers or other broker-dealers) may purchase or redeem. Currently, Creation Units generally consist of 50,000 shares, though this may change from time to time. Creation Units are not expected to consist of less than 25,000 shares. The Fund issues and redeems Creation Units in exchange for a portfolio of securities and/or U.S. cash.

### **Tax Information**

The Fund intends to make distributions that may be taxed as ordinary income, qualified dividend income, or capital gains.

### **Payments to Broker-Dealers and Other Financial Intermediaries**

If you purchase shares of the Fund through a broker-dealer or other financial intermediary (such as a bank) (an "Intermediary"), WisdomTree Asset Management or its affiliates may pay Intermediaries for certain activities related to the Fund, including participation in activities that are designed to make Intermediaries more knowledgeable about exchange traded products, including the Fund, or for other activities, such as marketing, educational training or other initiatives related to the sale or promotion of Fund shares. These payments may create a conflict of interest by influencing the Intermediary and your salesperson to recommend the Fund over another investment. Any such arrangements do not result in increased Fund expenses. Ask your salesperson or visit the Intermediary's website for more information.



# WisdomTree Japan Hedged Health Care Fund

## Investment Objective

The WisdomTree Japan Hedged Health Care Fund (the “Fund”) seeks to track the price and yield performance, before fees and expenses, of the WisdomTree Japan Hedged Health Care Index (the “Index”).

## Fees and Expenses of the Fund

The following table describes the fees and expenses you may pay if you buy and hold shares of the Fund. The fees are expressed as a percentage of the Fund’s average net assets.

<b>Shareholder Fees</b> (fees paid directly from your investment)	None
<b>Annual Fund Operating Expenses</b> (expenses that you pay each year as a percentage of the value of your investment)	
Management Fees	0.48%
Distribution and/or Service (12b-1) Fees	None
Other Expenses	0.00%
<b>Total Annual Fund Operating Expenses</b>	0.48%

## Example

The following example is intended to help retail investors compare the cost of investing in the Fund with the cost of investing in other funds. It illustrates the hypothetical expenses that such investors would incur over various periods if they were to invest \$10,000 in the Fund for the time periods indicated and then redeem all of the shares at the end of those periods. This example assumes that the Fund provides a return of 5% a year and that operating expenses remain the same. This example does not include the brokerage commissions that retail investors may pay to buy and sell shares of the Fund. Although your actual costs may be higher or lower, based on these assumptions, your costs would be:

	<b>1 Year</b>	<b>3 Years</b>	<b>5 Years</b>	<b>10 Years</b>
	\$ 49	\$ 154	\$ 269	\$ 604

## Portfolio Turnover

The Fund pays transaction costs, such as commissions, when it buys and sells securities (or “turns over” its portfolio). A higher portfolio turnover rate may indicate higher transaction costs and may result in higher taxes when Fund shares are held in a taxable account. These costs, which are not reflected in annual fund operating expenses or in the example, affect the Fund’s performance. During the most recent fiscal year, the Fund’s portfolio turnover rate was 27% of the average value of its portfolio, excluding the value of portfolio securities received or delivered as a result of in-kind creations or redemptions of the Fund’s capital shares.

## Principal Investment Strategies of the Fund

The Fund employs a “passive management” – or indexing – investment approach designed to track the performance of the Index. The Fund generally uses a representative sampling strategy to achieve its investment objective, meaning it generally will invest in a sample of the securities in the Index whose risk, return and other characteristics resemble the risk, return and other characteristics of the Index as a whole. Under normal circumstances, at least 80% of the Fund’s total assets (exclusive of collateral held from securities lending) will be invested in component securities of the Index and investments that have economic characteristics that are substantially identical to the economic characteristics of such component securities.

The Index is designed to provide exposure to Japanese health care companies as defined by WisdomTree Investments, Inc. (“WisdomTree Investments”), as Index provider, while at the same time neutralizing exposure to fluctuations of the value of the Japanese yen relative to the U.S. dollar. The Index was created by WisdomTree Investments utilizing a proprietary combination of sub-industry classifications from Standard & Poor’s Global Industry Classification Standards (“S&P GICS”) to determine membership for inclusion as a “health care” company in the Index. The following sub-industries, which are currently derived from either the health care sector or consumer staples sector as defined by S&P GICS, are included in the Index: biotechnology, drug retail, health care equipment and supplies, health care providers and services, health care technology, life sciences tools and services, and pharmaceuticals. As of June 30, 2017, a significant portion of the Index is comprised of companies in the



health care sector. The Index consists of companies incorporated in Japan that trade primarily on the Tokyo Stock Exchange.

To be eligible for inclusion in the Index, a company must meet the following criteria: (i) float-adjusted market capitalization of at least \$500 million as of the annual Index screening date; (ii) average daily dollar trading volume of at least \$100,000 for three months preceding the annual Index screening date; and (iii) trading of at least either 250,000 shares per month or \$25 million notional for each of the six months preceding the annual Index screening date.

Securities are weighted by their float-adjusted market capitalization. “Float-adjusted” means that the share amounts used in calculating the Index reflect only shares available to investors. Shares held by control groups, public companies and government agencies are excluded. At the time of the Index’s annual screening date, the maximum weight of any single security in the Index is capped at 10%; however, security weights may fluctuate above the specified cap in response to market conditions and/or the application of volume factor adjustments. The Index methodology applies a volume factor adjustment to reduce a component security’s weight in the Index and reallocate the reduction in weight pro rata among the other securities if, as of the annual Index screening date, a component security no longer meets certain trading volume thresholds.

The Index “hedges” against fluctuations in the relative value of the Japanese yen against the U.S. dollar. The Index is designed to have higher returns than an equivalent unhedged investment when the yen is weakening relative to the U.S. dollar. Conversely, the Index is designed to have lower returns than an equivalent unhedged investment when the yen is rising relative to the U.S. dollar. The Index applies an applicable published one-month currency forward rate to the total equity exposure to Japan to hedge against fluctuations in the relative value of the Japanese yen against the U.S. dollar.

Forward currency contracts or futures contracts are used to offset the Fund’s exposure to the Japanese yen. The amount of forward contracts and futures contracts in the Fund is based on the aggregate exposure of the Fund and Index to the Japanese yen. While this approach is designed to minimize the impact of currency fluctuations on Fund returns, it does not necessarily eliminate the Fund’s exposure to the yen. The return of the forward currency contracts and currency futures contracts may not perfectly offset the actual fluctuations between the yen and the U.S. dollar.

To the extent the Index concentrates (*i.e.*, holds 25% or more of its total assets) in the securities of a particular industry or group of industries, the Fund will concentrate its investments to approximately the same extent as the Index.

### **Principal Risks of Investing in the Fund**

You can lose money on your investment in the Fund. The Fund is subject to the risks described below. Some or all of these risks may adversely affect the Fund’s net asset value per share (“NAV”), trading price, yield, total return and/or ability to meet its objectives. For more information about the risks of investing in the Fund, see the sections in the Fund’s Prospectus titled “Additional Principal Risk Information About the Funds” and “Additional Non-Principal Risk Information.”

- **Investment Risk.** As with all investments, an investment in the Fund is subject to investment risk. Investors in the Fund could lose money, including the possible loss of the entire principal amount of an investment, over short or long periods of time.
- **Market Risk.** The trading prices of equity securities and other instruments fluctuate in response to a variety of factors, such as economic, financial or political events that impact the entire market, market segments, or specific issuers. The Fund’s NAV and market price may fluctuate significantly in response to these and other factors. As a result, an investor could lose money over short or long periods of time.
- **Shares of the Fund May Trade at Prices Other Than NAV.** As with all exchange-traded funds (“ETFs”), Fund shares may be bought and sold in the secondary market at market prices. The trading prices of the Fund’s shares in the secondary market generally differ from the Fund’s daily NAV and there may be times when the market price of the shares is more than the NAV (premium) or less than the NAV (discount). This risk is heightened in times of market volatility or periods of steep market declines. Because securities held by the Fund trade on foreign exchanges that are closed when the Fund’s primary listing exchange is open, the Fund is likely to experience premiums and discounts greater than those of domestic ETFs.
- **Cash Redemption Risk.** The Fund’s investment strategy will require it to redeem shares for cash or to otherwise include cash as part of its redemption proceeds. The Fund may be required to sell or unwind portfolio

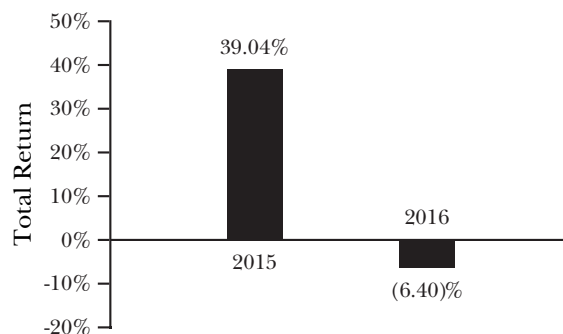
investments in order to obtain the cash needed to distribute redemption proceeds. This may cause the Fund to recognize a capital gain that it might not have recognized if it had made a redemption in-kind. As a result, the Fund may pay out higher annual capital gain distributions than if the in-kind redemption process was used.

- **Currency Exchange Rate Risk.** The Fund uses various strategies to attempt to minimize the impact of changes in the value of the Japanese yen against the U.S. dollar. These strategies may not be successful. In order to minimize transaction costs, or for other reasons, the Fund's exposure to the yen may not be fully hedged at all times. Currency exchange rates can be very volatile and can change quickly and unpredictably. Therefore, the value of an investment in the Fund may also go up or down quickly and unpredictably and investors may lose money.
- **Cyber Security Risk.** The Fund and its service providers may be susceptible to operational and information security risks resulting from a breach in cyber security, including cyber-attacks. A breach in cyber security, intentional or unintentional, may adversely impact the Fund in many ways, including, but not limited to, disruption of the Fund's operational capacity, loss of proprietary information, theft or corruption of data, denial-of-service attacks on websites or network resources, and the unauthorized release of confidential information. Cyber-attacks affecting the Fund's third-party service providers, market makers, Authorized Participants, or the issuers of securities in which the Fund invests may subject the Fund to many of the same risks associated with direct cyber security breaches.
- **Derivatives Risk.** The Fund invests in derivatives. Derivatives are financial instruments that derive their performance from an underlying reference asset, such as a commodity, index, interest rate or inflation rate. The return on a derivative instrument may not correlate with the return of its underlying reference asset. Derivatives are subject to a number of risks described elsewhere in the Fund's Prospectus, such as market risk and issuer-specific risk. Derivatives can be volatile and may be less liquid than other securities. As a result, the value of an investment in the Fund may change quickly and without warning and you may lose money. In addition to the other risks associated with the use of derivatives described elsewhere in this Prospectus, there are risks associated with the Fund's use of forward currency contracts and/or futures contracts. With respect to forward currency contracts, these risks include but are not limited to the risk that the counterparty will default on its obligations. With respect to futures contracts, these risks include but are not limited to: (1) the success of the adviser's and sub-adviser's ability to predict movements in the prices of individual currencies or securities, fluctuations in markets and movements in interest rates; (2) an imperfect or no correlation between the changes in market value of the currencies or securities and the prices of futures contracts; and (3) no guarantee that an active market will exist for the contracts at any particular time.
- **Foreign Securities Risk.** Investments in non-U.S. securities involve political, regulatory, and economic risks that may not be present in U.S. securities. For example, investments in non-U.S. securities may be subject to risk of loss due to foreign currency fluctuations, political or economic instability, or geographic events that adversely impact issuers of foreign securities. Investments in non-U.S. securities also may be subject to withholding or other taxes and may be subject to additional trading, settlement, custodial, and operational risks. These and other factors can make investments in the Fund more volatile and potentially less liquid than other types of investments and may be heightened in connection with investments in developing or emerging markets countries.
- **Geographic Concentration in Japan.** Because the Fund invests primarily in the securities of companies in Japan, the Fund's performance is expected to be closely tied to social, political, and economic conditions within Japan and to be more volatile than the performance of more geographically diversified funds. The Japanese economy has only recently emerged from a prolonged economic downturn. Since the year 2000, Japan's economic growth rate has remained relatively low. Economic growth is heavily dependent on international trade, government support of the financial services sector and other troubled sectors, and consistent government policy supporting its export market. Slowdowns in the economies of key trading partners such as the United States, China and/or countries in Southeast Asia, including economic, political or social instability in such countries, could also have a negative impact on the Japanese economy as a whole. Currency fluctuations may also adversely impact the Japanese economy and its export market. In the past, the Japanese government has intervened in its currency market to maintain or reduce the value of the yen. Any such intervention could cause the yen's value to fluctuate sharply and unpredictably and could cause losses to investors. In addition, Japan's labor market is adapting to an aging workforce, declining population, and demand for increased labor mobility. These demographic shifts and fundamental structural changes to the labor market may negatively impact Japan's economic competitiveness. These and other factors could have a negative impact on the Fund's performance and increase the volatility of an investment in the Fund.

- **Geopolitical Risk.** Japan has experienced security concerns, war, threats of war, aggression and/or conflict, terrorism, economic uncertainty, natural and environmental disasters and/or systemic market dislocations (including due to events outside of Japan) that have led, and in the future may lead, to increased short-term market volatility and may have adverse long-term effects on the U.S. and world economies and markets generally, each of which may negatively impact the Fund's investments.
- **Health Care Sector Risk.** The Fund currently invests a significant portion of its assets in the health care sector, and therefore the Fund's performance could be negatively impacted by events affecting this sector. The health care sector includes, for example, biotechnology, pharmaceutical, health care facilities, and health care equipment and supply companies. This sector can be significantly affected by, among other things, lapsing patent protection, technological developments that make drugs obsolete, government regulation, price controls, and approvals for drugs.
- **Hedging Risk.** Derivatives used by the Fund to offset its exposure to foreign currencies represented in the Index may not perform as intended. There can be no assurance that the Fund's hedging transactions will be effective. The value of an investment in the Fund could be significantly and negatively impacted if foreign currencies represented in the Index appreciate at the same time that the value of the Fund's equity holdings fall.
- **Index and Data Risk.** The Fund is not "actively" managed and seeks to track the price and yield performance, before fees and expenses, of the Index. The Index provider has the right to make adjustments to the Index or to cease making the Index available without regard to the particular interests of the Fund or its shareholders. If the computers or other facilities of the Index provider, Index calculation agent, data providers and/or relevant stock exchange malfunction for any reason, calculation and dissemination of Index values may be delayed and trading in Fund shares may be suspended for a period of time. Errors in Index data, Index calculations and/or the construction of the Index may occur from time to time and may not be identified and/or corrected by the Index provider, Index calculation agent or other applicable party for a period of time or at all, which may have an adverse impact on the Fund and its shareholders. The potential risk of continuing error may be particularly heightened in the case of the Index, which is generally not used as a benchmark by other funds or managers.
- **Investment Style Risk.** The Fund invests in the securities included in, or representative of, the Index regardless of their investment merit. The Fund does not attempt to outperform the Index or take defensive positions in declining markets. As a result, the Fund's performance may be adversely affected by a general decline in the market segments relating to the Index.
- **Issuer-Specific Risk.** Issuer-specific events, including changes in the actual or perceived financial condition of an issuer, can have a negative impact on the value of the Fund.
- **Large-Capitalization Investing Risk.** The Fund may invest a relatively large percentage of its assets in the securities of large-capitalization companies. As a result, the Fund's performance may be adversely affected if securities of large-capitalization companies underperform securities of smaller-capitalization companies or the market as a whole. Large-capitalization companies may adapt more slowly to new competitive challenges and be subject to slower growth during times of economic expansion.
- **Mid-Capitalization Investing Risk.** The Fund may invest in the securities of mid-capitalization companies. As a result, the Fund's performance may be adversely affected if securities of mid-capitalization companies underperform securities of other capitalization ranges or the market as a whole. Securities of mid-capitalization companies are often less stable and more vulnerable to market volatility and adverse economic developments than securities of larger companies.
- **Non-Correlation Risk.** As with all index funds, the performance of the Fund and its Index may differ from each other for a variety of reasons.
- **Non-Diversification Risk.** The Fund is considered to be non-diversified, which means that it may invest more of its assets in the securities of a single issuer or a smaller number of issuers than if it were a diversified fund. To the extent the Fund invests a significant percentage of its assets in a limited number of issuers, the Fund is subject to the risks of investing in those few issuers, and may be more susceptible to a single adverse economic or regulatory occurrence. As a result, changes in the market value of a single security could cause greater fluctuations in the value of Fund shares than would occur in a diversified fund.
- **Operational Risk.** The Fund and its service providers may experience disruptions that arise from human error, processing and communications errors, counterparty or third-party errors, technology or systems failures, any of which may have an adverse impact on the Fund.

## Fund Performance

Historical Fund performance, which varies over time, can provide an indication of the risks of investing in the Fund. The bar chart that follows shows the annual total returns of the Fund for each full calendar year since the Fund commenced operations. The table that follows the bar chart shows the Fund's average annual total returns, both before and after taxes. This table also shows how the Fund's performance compares to the Index and that of a relevant broad-based securities index. Index returns do not reflect deductions for fees, expenses or taxes. All returns assume reinvestment of dividends and distributions. The Fund's past performance (before and after taxes) is not necessarily an indication of how the Fund will perform in the future.



The Fund's year-to-date total return as of June 30, 2017 was 5.65%.

### Best and Worst Quarter Returns (for the periods reflected in the bar chart above)

	Return	Quarter/Year
Highest Return	21.85%	1Q/2015
Lowest Return	(6.96)%	1Q/2016

After-tax returns are calculated using the highest historical individual federal marginal income tax rates and do not reflect the impact of state and local taxes. Actual after-tax returns depend on your tax situation and may differ from those shown and are not relevant if you hold your shares through tax-deferred arrangements, such as 401(k) plans or individual retirement accounts. In some cases the return after taxes may exceed the return before taxes due to an assumed tax benefit from any losses on a sale of Fund shares at the end of the measurement period.

### Average Annual Total Returns for the periods ending December 31, 2016

WisdomTree Japan Hedged Health Care Fund	1 Year	Since Inception April 8, 2014
Return Before Taxes Based on NAV	(6.40)%	18.31%
Return After Taxes on Distributions	(6.63)%	16.29%
Return After Taxes on Distributions and Sale of Fund Shares	(3.11)%	13.83%
WisdomTree Japan Hedged Health Care Index (Reflects no deduction for fees, expenses or taxes)	(5.40)%	19.17%
MSCI Japan Local Currency Index (Reflects no deduction for fees, expenses or taxes)	(0.74)%	10.74%

## Management

### Investment Adviser and Sub-Adviser

WisdomTree Asset Management, Inc. serves as investment adviser to the Fund. Mellon Capital Management Corporation serves as sub-adviser to the Fund.

### Portfolio Managers

The Fund is managed by Mellon Capital's Equity Portfolio Management team. The individual members of the team jointly and primarily responsible for the day-to-day management of the Fund's portfolio are described below.

Karen Q. Wong, CFA, a Managing Director, Head of Equity Portfolio Management, has been a portfolio manager of the Fund since its inception in April 2014.

Richard A. Brown, CFA, a Managing Director and Senior Portfolio Manager, Equity Portfolio Management, has been a portfolio manager of the Fund since its inception in April 2014.

Thomas J. Durante, CFA, a Managing Director and Senior Portfolio Manager, Equity Portfolio Management, has been a portfolio manager of the Fund since its inception in April 2014.

### **Buying and Selling Fund Shares**

The Fund is an ETF. This means that shares of the Fund are listed on a national securities exchange, such as NYSE Arca, and trade at market prices. Most investors will buy and sell shares of the Fund through brokers. Because Fund shares trade at market prices rather than NAV, shares may trade at a price greater than NAV (premium) or less than NAV (discount).

The Fund issues and redeems shares at NAV only in large blocks of shares ("Creation Units"), which only certain institutions or large investors (typically market makers or other broker-dealers) may purchase or redeem. Currently, Creation Units generally consist of 50,000 shares, though this may change from time to time. Creation Units are not expected to consist of less than 25,000 shares. The Fund issues and redeems Creation Units in exchange for a portfolio of securities and/or U.S. cash.

### **Tax Information**

The Fund intends to make distributions that may be taxed as ordinary income, qualified dividend income, or capital gains.

### **Payments to Broker-Dealers and Other Financial Intermediaries**

If you purchase shares of the Fund through a broker-dealer or other financial intermediary (such as a bank) (an "Intermediary"), WisdomTree Asset Management or its affiliates may pay Intermediaries for certain activities related to the Fund, including participation in activities that are designed to make Intermediaries more knowledgeable about exchange traded products, including the Fund, or for other activities, such as marketing, educational training or other initiatives related to the sale or promotion of Fund shares. These payments may create a conflict of interest by influencing the Intermediary and your salesperson to recommend the Fund over another investment. Any such arrangements do not result in increased Fund expenses. Ask your salesperson or visit the Intermediary's website for more information.



# WisdomTree Global ex-U.S. Hedged Dividend Fund

## Investment Objective

The WisdomTree Global ex-U.S. Hedged Dividend Fund (the “Fund”) seeks to track the price and yield performance, before fees and expenses, of the WisdomTree Global ex-U.S. Hedged Dividend Index (the “Index”).

## Fees and Expenses of the Fund

The following table describes the fees and expenses you may pay if you buy and hold shares of the Fund. The fees are expressed as a percentage of the Fund’s average net assets.

<b>Shareholder Fees</b> (fees paid directly from your investment)	None
<b>Annual Fund Operating Expenses</b> (expenses that you pay each year as a percentage of the value of your investment)	
Management Fees	0.44%
Distribution and/or Service (12b-1) Fees	None
Other Expenses	0.00%
<b>Total Annual Fund Operating Expenses</b>	0.44%

## Example

The following example is intended to help retail investors compare the cost of investing in the Fund with the cost of investing in other funds. It illustrates the hypothetical expenses that such investors would incur over various periods if they were to invest \$10,000 in the Fund for the time periods indicated and then redeem all of the shares at the end of those periods. This example assumes that the Fund provides a return of 5% a year and that operating expenses remain the same. This example does not include the brokerage commissions that retail investors may pay to buy and sell shares of the Fund. Although your actual costs may be higher or lower, based on these assumptions, your costs would be:

	<b>1 Year</b>	<b>3 Years</b>	<b>5 Years</b>	<b>10 Years</b>
	\$ 45	\$ 141	\$ 246	\$ 555

## Portfolio Turnover

The Fund pays transaction costs, such as commissions, when it buys and sells securities (or “turns over” its portfolio). A higher portfolio turnover rate may indicate higher transaction costs and may result in higher taxes when Fund shares are held in a taxable account. These costs, which are not reflected in annual fund operating expenses or in the example, affect the Fund’s performance. During the most recent fiscal year, the Fund’s portfolio turnover rate was 30% of the average value of its portfolio, excluding the value of portfolio securities received or delivered as a result of in-kind creations or redemptions of the Fund’s capital shares.

## Principal Investment Strategies of the Fund

The Fund employs a “passive management” – or indexing – investment approach designed to track the performance of the Index. The Fund generally uses a representative sampling strategy to achieve its investment objective, meaning it generally will invest in a sample of the securities in the Index whose risk, return and other characteristics resemble the risk, return and other characteristics of the Index as a whole. Under normal circumstances, at least 80% of the Fund’s total assets (exclusive of collateral held from securities lending) will be invested in component securities of the Index and investments that have economic characteristics that are substantially identical to the economic characteristics of such component securities.

The Index is a dividend weighted index designed to provide exposure to the largest dividend paying common stocks outside of the United States, while at the same time neutralizing exposure to fluctuations between the value of foreign currencies and the U.S. dollar. The Index consists of the 1,000 largest companies measured by free-float market capitalization that are included in the WisdomTree Global ex-U.S. Dividend Index, which measures the performance of dividend paying companies in emerging markets and developed markets outside the United States. Companies included in the Global ex-U.S. Dividend Index and, resultantly, the Index, must be incorporated and have their shares listed for trading on one of the major stock exchanges in Europe, Japan, Australia, Brazil, Canada, Chile, China, Czech Republic, Hong Kong, Hungary, India, Indonesia, Israel, Korea, Malaysia, Mexico, New Zealand, Philippines, Singapore, Poland, Russia, South Africa, Taiwan, Thailand or Turkey. To be eligible for inclusion in the Index, a company must meet the following criteria: (i) payment of at least \$5 million in cash



dividends on common shares in the annual cycle prior to the annual Index screening date; (ii) have a market capitalization of at least \$100 million (\$200 million for companies in emerging markets) as of the annual Index screening date; (iii) have an average daily dollar volume of at least \$100,000 for three months (\$200,000 for each of the six months for companies in emerging markets) preceding the annual Index screening date; (iv) have trading of at least 250,000 shares per month for each of the six months preceding the annual Index screening date; and (v) have a calculated volume factor (the average daily dollar volume for the three months preceding the annual Index screening date divided by the preliminary weight of the security in the Index) that is greater than \$200 million. For these purposes, “preliminary weight” refers to a company’s weight in the Index as determined solely by the application of the first four Index eligibility criteria.

Securities are weighted in the Index based on dividends paid over the prior annual cycle. Companies that pay a greater total dollar amount of dividends are more heavily weighted. To derive a company’s initial Index weight, (i) *multiply* the U.S. dollar value of the company’s annual gross dividend per share by the number of common shares outstanding for that company (the “Cash Dividend Factor”); (ii) calculate the Cash Dividend Factor for each company; (iii) add together all of the companies’ Cash Dividend Factors; and (iv) *divide* the company’s Cash Dividend Factor by the sum of all Cash Dividend Factors. At the time of the Index’s annual screening date, a company’s weight is adjusted by a country factor, whereby the company’s weight is multiplied by its country’s free float-adjusted market capitalization weight divided by the country’s dividend weight. The maximum weight of any one sector is capped at 25%; however, sector weights may fluctuate above the specified cap in response to market conditions and/or the application of volume factor adjustments. The Index methodology applies a volume factor adjustment to reduce a component security’s weight in the Index and reallocate the reduction in weight pro rata among the other securities if, as of the annual Index screening date, a component security no longer meets certain trading volume thresholds.

WisdomTree Investments, Inc. (“WisdomTree Investments”), as Index provider, currently uses Standard & Poor’s Global Industry Classification Standards (“S&P GICS”) to define companies within a sector. The following sectors are included in the Index: consumer discretionary, consumer staples, energy, financials, health care, industrials, information technology, materials, real estate, telecommunication services, and utilities. A sector is comprised of multiple industries. For example, the energy sector is comprised of companies in, among others, the natural gas, oil and petroleum industries. As of June 30, 2017, a significant portion of the Index is comprised of companies in the financial sector.

The Index “hedges” against fluctuations in the relative value of foreign currencies against the U.S. dollar. This Index is designed to have higher returns than an equivalent unhedged investment when foreign currencies are falling relative to the U.S. dollar. Conversely, the Index is designed to have lower returns than an equivalent unhedged investment when foreign currencies are rising relative to the U.S. dollar. The Index applies an applicable published one-month currency forward rate to the total equity exposure of each country in the Index to hedge against fluctuations in the relative value of each such foreign currency against the U.S. dollar.

Forward currency contracts or futures contracts are used to offset the Fund’s exposure to the foreign currencies represented in the Index. The amount of forward contracts and futures contracts in the Fund is based on the aggregate exposure of the Fund and Index to these foreign currencies. While this approach is designed to minimize the impact of currency fluctuations on Fund returns, it does not necessarily eliminate the Fund’s exposure to all currency fluctuations. The return of the forward currency contracts and currency futures contracts may not perfectly offset the actual fluctuations of these foreign currencies relative to the U.S. dollar.

To the extent the Index concentrates (*i.e.*, holds 25% or more of its total assets) in the securities of a particular industry or group of industries, the Fund will concentrate its investments to approximately the same extent as the Index.

### **Principal Risks of Investing in the Fund**

You can lose money on your investment in the Fund. The Fund is subject to the risks described below. Some or all of these risks may adversely affect the Fund’s net asset value per share (“NAV”), trading price, yield, total return and/or ability to meet its objectives. For more information about the risks of investing in the Fund, see the sections in the Fund’s Prospectus titled “Additional Principal Risk Information About the Funds” and “Additional Non-Principal Risk Information.”

- **Investment Risk.** As with all investments, an investment in the Fund is subject to investment risk. Investors in the Fund could lose money, including the possible loss of the entire principal amount of an investment, over short or long periods of time.

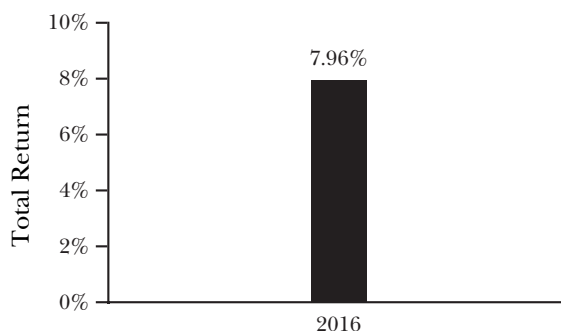
- **Market Risk.** The trading prices of equity securities and other instruments fluctuate in response to a variety of factors, such as economic, financial or political events that impact the entire market, market segments, or specific issuers. The Fund's NAV and market price may fluctuate significantly in response to these and other factors. As a result, an investor could lose money over short or long periods of time.
- **Shares of the Fund May Trade at Prices Other Than NAV.** As with all exchange-traded funds ("ETFs"), Fund shares may be bought and sold in the secondary market at market prices. The trading prices of the Fund's shares in the secondary market generally differ from the Fund's daily NAV and there may be times when the market price of the shares is more than the NAV (premium) or less than the NAV (discount). This risk is heightened in times of market volatility or periods of steep market declines. Because securities held by the Fund trade on foreign exchanges that are closed when the Fund's primary listing exchange is open, the Fund is likely to experience premiums and discounts greater than those of domestic ETFs.
- **Capital Controls and Sanctions Risk.** Economic conditions, such as volatile currency exchange rates and interest rates, political events, military action and other conditions may, without prior warning, lead to foreign government intervention (including intervention by the U.S. government with respect to foreign governments, economic sectors, foreign companies and related securities and interests) and the imposition of capital controls and/or sanctions, which may also include retaliatory actions of one government against another government, such as seizure of assets. Capital controls and/or sanctions include the prohibition of, or restrictions on, the ability to own or transfer currency, securities or other assets, which may potentially include derivative instruments related thereto. Capital controls and/or sanctions may also impact the ability of the Fund to buy, sell, transfer, receive, deliver or otherwise obtain exposure to, foreign securities or currency, negatively impact the value and/or liquidity of such instruments, adversely affect the trading market and price for shares of the Fund, and cause the Fund to decline in value.
- **Cash Redemption Risk.** The Fund's investment strategy will require it to redeem shares for cash or to otherwise include cash as part of its redemption proceeds. The Fund may be required to sell or unwind portfolio investments in order to obtain the cash needed to distribute redemption proceeds. This may cause the Fund to recognize a capital gain that it might not have recognized if it had made a redemption in-kind. As a result, the Fund may pay out higher annual capital gain distributions than if the in-kind redemption process was used.
- **Currency Exchange Rate Risk.** The Fund uses various strategies to attempt to minimize the impact of changes in the value of the non-U.S. currencies against the U.S. dollar. These strategies may not be successful. In order to minimize transaction costs, or for other reasons, the Fund's exposure to non-U.S. currencies may not be fully hedged at all times. Currency exchange rates can be very volatile and can change quickly and unpredictably. Therefore, the value of an investment in the Fund may also go up or down quickly and unpredictably and investors may lose money.
- **Cyber Security Risk.** The Fund and its service providers may be susceptible to operational and information security risks resulting from a breach in cyber security, including cyber-attacks. A breach in cyber security, intentional or unintentional, may adversely impact the Fund in many ways, including, but not limited to, disruption of the Fund's operational capacity, loss of proprietary information, theft or corruption of data, denial-of-service attacks on websites or network resources, and the unauthorized release of confidential information. Cyber-attacks affecting the Fund's third-party service providers, market makers, Authorized Participants, or the issuers of securities in which the Fund invests may subject the Fund to many of the same risks associated with direct cyber security breaches.
- **Derivatives Risk.** The Fund invests in derivatives. Derivatives are financial instruments that derive their performance from an underlying reference asset, such as a commodity, index, interest rate or inflation rate. The return on a derivative instrument may not correlate with the return of its underlying reference asset. Derivatives are subject to a number of risks described elsewhere in the Fund's Prospectus, such as market risk and issuer-specific risk. Derivatives can be volatile and may be less liquid than other securities. As a result, the value of an investment in the Fund may change quickly and without warning and you may lose money. In addition to the other risks associated with the use of derivatives described elsewhere in this Prospectus, there are risks associated with the Fund's use of forward currency contracts and/or futures contracts. With respect to forward currency contracts, these risks include but are not limited to the risk that the counterparty will default on its obligations. With respect to futures contracts, these risks include but are not limited to: (1) the success of the adviser's and sub-adviser's ability to predict movements in the prices of individual currencies or securities, fluctuations in markets and movements in interest rates; (2) an imperfect or no correlation between the changes in market value of the currencies or securities and the prices of futures contracts; and (3) no guarantee that an active market will exist for the contracts at any particular time.

- **Dividend Paying Securities Risk.** Securities that pay dividends, as a group, may be out of favor with the market and underperform the overall equity market or stocks of companies that do not pay dividends. In addition, changes in the dividend policies of the companies held by the Fund or the capital resources available for such company's dividend payments may adversely affect the Fund.
- **Emerging Markets Risk.** Investments in securities and instruments traded in developing or emerging markets, or that provide exposure to such securities or markets, can involve additional risks relating to political, economic, or regulatory conditions not associated with investments in U.S. securities and instruments or investments in more developed international markets. Such conditions may impact the ability of the Fund to buy, sell or otherwise transfer securities, adversely affect the trading market and price for Fund shares and cause the Fund to decline in value.
- **Financial Sector Risk.** The Fund currently invests a significant portion of its assets in the financial sector, and therefore the Fund's performance could be negatively impacted by events affecting this sector. The financial sector includes, for example, banks and financial institutions providing mortgage and mortgage related services. This sector can be significantly affected by, among other things, changes in interest rates, government regulation, the rate of defaults on corporate, consumer and government debt, the availability and cost of capital, and fallout from the housing and sub-prime mortgage crisis.
- **Foreign Securities Risk.** Investments in non-U.S. securities involve political, regulatory, and economic risks that may not be present in U.S. securities. For example, investments in non-U.S. securities may be subject to risk of loss due to foreign currency fluctuations, political or economic instability, or geographic events that adversely impact issuers of foreign securities. Investments in non-U.S. securities also may be subject to withholding or other taxes and may be subject to additional trading, settlement, custodial, and operational risks. These and other factors can make investments in the Fund more volatile and potentially less liquid than other types of investments and may be heightened in connection with investments in developing or emerging markets countries.
- **Geographic Investment Risk.** To the extent the Fund invests a significant portion of its assets in securities of companies of a single country or region, it is more likely to be impacted by events or conditions affecting that country or region. The Fund currently invests a significant portion of its assets in companies organized in Japan and Europe, particularly the United Kingdom, although this may change from time to time. In June 2016, the United Kingdom voted in a referendum to leave the European Union ("EU"). It is currently expected that the United Kingdom will withdraw from the EU by March 2019, but the precise timeframe for "Brexit" is uncertain. Brexit may have a significant impact on the economies of the United Kingdom and Europe as well as the broader global economy, which may result in increased volatility and illiquidity, and potentially lower economic growth in these markets.
- **Geopolitical Risk.** Some countries and regions in which the Fund invests have experienced security concerns, war, threats of war, aggression and/or conflict, terrorism, economic uncertainty, natural and environmental disasters and/or systemic market dislocations (including due to events outside of such countries or regions) that have led, and in the future may lead, to increased short-term market volatility and may have adverse long-term effects on the U.S. and world economies and markets generally, each of which may negatively impact the Fund's investments.
- **Hedging Risk.** Derivatives used by the Fund to offset its exposure to foreign currencies represented in the Index may not perform as intended. There can be no assurance that the Fund's hedging transactions will be effective. The value of an investment in the Fund could be significantly and negatively impacted if foreign currencies represented in the Index appreciate at the same time that the value of the Fund's equity holdings fall.
- **Index and Data Risk.** The Fund is not "actively" managed and seeks to track the price and yield performance, before fees and expenses, of the Index. The Index provider has the right to make adjustments to the Index or to cease making the Index available without regard to the particular interests of the Fund or its shareholders. If the computers or other facilities of the Index provider, Index calculation agent, data providers and/or relevant stock exchange malfunction for any reason, calculation and dissemination of Index values may be delayed and trading in Fund shares may be suspended for a period of time. Errors in Index data, Index calculations and/or the construction of the Index may occur from time to time and may not be identified and/or corrected by the Index provider, Index calculation agent or other applicable party for a period of time or at all, which may have an adverse impact on the Fund and its shareholders. The potential risk of continuing error may be particularly heightened in the case of the Index, which is generally not used as a benchmark by other funds or managers.

- **Investment Style Risk.** The Fund invests in the securities included in, or representative of, the Index regardless of their investment merit. The Fund does not attempt to outperform the Index or take defensive positions in declining markets. As a result, the Fund's performance may be adversely affected by a general decline in the market segments relating to the Index.
- **Issuer-Specific Risk.** Issuer-specific events, including changes in the actual or perceived financial condition of an issuer, can have a negative impact on the value of the Fund.
- **Large-Capitalization Investing Risk.** The Fund may invest in the securities of large-capitalization companies. As a result, the Fund's performance may be adversely affected if securities of large-capitalization companies underperform securities of smaller-capitalization companies or the market as a whole. Large-capitalization companies may adapt more slowly to new competitive challenges and be subject to slower growth during times of economic expansion.
- **Non-Correlation Risk.** As with all index funds, the performance of the Fund and its Index may differ from each other for a variety of reasons.
- **Non-Diversification Risk.** The Fund is considered to be non-diversified, which means that it may invest more of its assets in the securities of a single issuer or a smaller number of issuers than if it were a diversified fund. To the extent the Fund invests a significant percentage of its assets in a limited number of issuers, the Fund is subject to the risks of investing in those few issuers, and may be more susceptible to a single adverse economic or regulatory occurrence. As a result, changes in the market value of a single security could cause greater fluctuations in the value of Fund shares than would occur in a diversified fund.
- **Operational Risk.** The Fund and its service providers may experience disruptions that arise from human error, processing and communications errors, counterparty or third-party errors, technology or systems failures, any of which may have an adverse impact on the Fund.

### Fund Performance

Historical Fund performance, which varies over time, can provide an indication of the risks of investing in the Fund. The bar chart that follows shows the annual total returns of the Fund for each full calendar year since the Fund commenced operations. The table that follows the bar chart shows the Fund's average annual total returns, both before and after taxes. This table also shows how the Fund's performance compares to the Index and that of a relevant broad-based securities index. Index returns do not reflect deductions for fees, expenses or taxes. All returns assume reinvestment of dividends and distributions. The Fund's past performance (before and after taxes) is not necessarily an indication of how the Fund will perform in the future.



The Fund's year-to-date total return as of June 30, 2017 was 6.61%.

### Best and Worst Quarter Returns (for the periods reflected in the bar chart above)

	Return	Quarter/Year
Highest Return	6.46%	4Q/2016
Lowest Return	(4.11)%	1Q/2016

After-tax returns are calculated using the highest historical individual federal marginal income tax rates and do not reflect the impact of state and local taxes. Actual after-tax returns depend on your tax situation and may differ from those shown and are not relevant if you hold your shares through tax-deferred arrangements, such as 401(k) plans

or individual retirement accounts. In some cases the return after taxes may exceed the return before taxes due to an assumed tax benefit from any losses on a sale of Fund shares at the end of the measurement period.

#### **Average Annual Total Returns for the periods ending December 31, 2016**

<b>WisdomTree Global ex-U.S. Hedged Dividend Fund</b>	<b>1 Year</b>	<b>Since Inception June 4, 2015</b>
Return Before Taxes Based on NAV	7.96%	(0.61)%
Return After Taxes on Distributions	7.80%	(0.87)%
Return After Taxes on Distributions and Sale of Fund Shares	5.06%	(0.31)%
WisdomTree Global ex-U.S. Hedged Dividend Index (Reflects no deduction for fees, expenses or taxes)	8.36%	0.02%
MSCI AC World ex-USA Local Currency Index (Reflects no deduction for fees, expenses or taxes)	7.02%	(1.05)%

#### **Management**

##### **Investment Adviser and Sub-Adviser**

WisdomTree Asset Management, Inc. serves as investment adviser to the Fund. Mellon Capital Management Corporation serves as sub-adviser to the Fund.

##### **Portfolio Managers**

The Fund is managed by Mellon Capital's Equity Portfolio Management team. The individual members of the team jointly and primarily responsible for the day-to-day management of the Fund's portfolio are described below.

Karen Q. Wong, CFA, a Managing Director, Head of Equity Portfolio Management, has been a portfolio manager of the Fund since its inception in June 2015.

Richard A. Brown, CFA, a Managing Director and Senior Portfolio Manager, Equity Portfolio Management, has been a portfolio manager of the Fund since its inception in June 2015.

Thomas J. Durante, CFA, a Managing Director and Senior Portfolio Manager, Equity Portfolio Management, has been a portfolio manager of the Fund since its inception in June 2015.

##### **Buying and Selling Fund Shares**

The Fund is an ETF. This means that shares of the Fund are listed on a national securities exchange, such as NYSE Arca, and trade at market prices. Most investors will buy and sell shares of the Fund through brokers. Because Fund shares trade at market prices rather than NAV, shares may trade at a price greater than NAV (premium) or less than NAV (discount).

The Fund issues and redeems shares at NAV only in large blocks of shares ("Creation Units"), which only certain institutions or large investors (typically market makers or other broker-dealers) may purchase or redeem. Currently, Creation Units generally consist of 100,000 shares, though this may change from time to time. Creation Units are not expected to consist of less than 25,000 shares. The Fund issues and redeems Creation Units in exchange for a portfolio of securities and/or U.S. cash.

##### **Tax Information**

The Fund intends to make distributions that may be taxed as ordinary income, qualified dividend income, or capital gains.

##### **Payments to Broker-Dealers and Other Financial Intermediaries**

If you purchase shares of the Fund through a broker-dealer or other financial intermediary (such as a bank) (an "Intermediary"), WisdomTree Asset Management or its affiliates may pay Intermediaries for certain activities related to the Fund, including participation in activities that are designed to make Intermediaries more knowledgeable about exchange traded products, including the Fund, or for other activities, such as marketing, educational training or other initiatives related to the sale or promotion of Fund shares. These payments may create a conflict of interest by influencing the Intermediary and your salesperson to recommend the Fund over another investment. Any such arrangements do not result in increased Fund expenses. Ask your salesperson or visit the Intermediary's website for more information.



# WisdomTree Global ex-U.S. Hedged Real Estate Fund

## Investment Objective

The WisdomTree Global ex-U.S. Hedged Real Estate Fund (the “Fund”) seeks to track the price and yield performance, before fees and expenses, of the WisdomTree Global ex-U.S. Hedged Real Estate Index (the “Index”).

## Fees and Expenses of the Fund

The following table describes the fees and expenses you may pay if you buy and hold shares of the Fund. The fees are expressed as a percentage of the Fund’s average net assets.

<b>Shareholder Fees</b> (fees paid directly from your investment)	None
<b>Annual Fund Operating Expenses</b> (expenses that you pay each year as a percentage of the value of your investment)	
Management Fees	0.58%
Distribution and/or Service (12b-1) Fees	None
Other Expenses	0.00%
<b>Total Annual Fund Operating Expenses</b>	0.58%
Fee Waivers	(0.15)% <sup>1</sup>
<b>Total Annual Fund Operating Expenses After Fee Waivers</b>	0.43% <sup>1</sup>

<sup>1</sup> WisdomTree Asset Management, Inc. (“WisdomTree Asset Management” or the “Adviser”) has contractually agreed to limit the Management Fee to 0.43% through July 31, 2018, unless earlier terminated by the Board of Trustees of WisdomTree Trust (the “Trust”) for any reason at any time.

## Example

The following example is intended to help retail investors compare the cost of investing in the Fund with the cost of investing in other funds. It illustrates the hypothetical expenses that such investors would incur over various periods if they were to invest \$10,000 in the Fund for the time periods indicated and then redeem all of the shares at the end of those periods. This example assumes that the Fund provides a return of 5% a year and that operating expenses remain the same. This example does not include the brokerage commissions that retail investors may pay to buy and sell shares of the Fund. Although your actual costs may be higher or lower, based on these assumptions, your costs would be:

	1 Year	3 Years	5 Years	10 Years
	\$ 44	\$ 171	\$ 309	\$ 711

## Portfolio Turnover

The Fund pays transaction costs, such as commissions, when it buys and sells securities (or “turns over” its portfolio). A higher portfolio turnover rate may indicate higher transaction costs and may result in higher taxes when Fund shares are held in a taxable account. These costs, which are not reflected in annual fund operating expenses or in the example, affect the Fund’s performance. During the most recent fiscal year, the Fund’s portfolio turnover rate was 28% of the average value of its portfolio, excluding the value of portfolio securities received or delivered as a result of in-kind creations or redemptions of the Fund’s capital shares.

## Principal Investment Strategies of the Fund

The Fund employs a “passive management” – or indexing – investment approach designed to track the performance of the Index. The Fund generally uses a representative sampling strategy to achieve its investment objective, meaning it generally will invest in a sample of the securities in the Index whose risk, return and other characteristics resemble the risk, return, and other characteristics of the Index as a whole. Under normal circumstances, at least 80% of the Fund’s total assets (exclusive of collateral held from securities lending) will be invested in component securities of the Index and investments that have economic characteristics that are substantially identical to the economic characteristics of such component securities.

The Index is a dividend weighted index designed to provide exposure to companies in the industrialized world, excluding Canada and the United States, that are classified as being part of the “Global Real Estate” sector and that pay regular cash dividends on shares of common stock, while at the same time neutralizing exposure to fluctuations between the value of foreign currencies and the U.S. dollar. To be eligible for inclusion in the Index, a company must meet the following criteria: (i) incorporation and have their shares listed for trading on one of the major



stock exchanges in one of 15 developed European countries (Austria, Belgium, Denmark, Finland, France, Germany, Ireland, Italy, Netherlands, Norway, Portugal, Spain, Sweden, Switzerland, or the United Kingdom), Israel, Japan, Australia, New Zealand, Hong Kong or Singapore; (ii) payment of at least \$5 million in cash dividends on common shares in the annual cycle prior to the annual Index screening date; (iii) have a market capitalization of at least \$1 billion as of the annual Index screening date; (iv) have an average daily dollar volume of at least \$100,000 for the three months preceding the annual Index screening date; (v) have trading of at least 250,000 shares per month for each of the six months preceding the annual Index screening date; and (vi) have a calculated volume factor (the average daily dollar volume for three months preceding the annual Index screening date divided by the preliminary weight of the security in the Index) that is greater than \$200 million. For these purposes, “preliminary weight” refers to a company’s weight in the Index as determined solely by the application of all Index eligibility criteria except the calculated volume factor.

Securities are weighted in the Index based on dividends paid over the prior annual cycle. Companies that pay a greater total dollar amount of dividends are more heavily weighted. To derive a company’s initial Index weight, (i) *multiply* the U.S. dollar value of the company’s annual gross dividend per share by the number of common shares outstanding for that company (the “Cash Dividend Factor”); (ii) calculate the Cash Dividend Factor for each company; (iii) add together all of the companies’ Cash Dividend Factors; and (iv) *divide* the company’s Cash Dividend Factor by the sum of all Cash Dividend Factors. At the time of the Index’s annual screening date, the maximum weight of any one sector and any one country is capped at 25%; however, sector and/or country weights may fluctuate above the specified cap in response to market conditions and/or the application of volume factor adjustments. The Index methodology applies a volume factor adjustment to reduce a component security’s weight in the Index and reallocate the reduction in weight pro rata among the other securities if, as of the annual Index screening date, a component security no longer meets certain trading volume thresholds.

WisdomTree Investments, Inc. (“WisdomTree Investments”), as Index provider, currently uses Standard & Poor’s Global Industry Classification Standards (“S&P GICS”) to define companies within a sector. The following sectors are included in the Index: consumer discretionary, consumer staples, energy, financials, health care, industrials, information technology, materials, real estate, telecommunication services, and utilities. A sector is comprised of multiple industries. For example, the energy sector is comprised of companies in, among others, the natural gas, oil and petroleum industries.

The Index “hedges” against fluctuations in the relative value of foreign currencies against the U.S. dollar. This Index is designed to have higher returns than an equivalent unhedged investment when foreign currencies are falling relative to the U.S. dollar. Conversely, the Index is designed to have lower returns than an equivalent unhedged investment when foreign currencies are rising relative to the U.S. dollar. The Index applies an applicable published one-month currency forward rate to the total equity exposure of each country in the Index to hedge against fluctuations in the relative value of each such foreign currency against the U.S. dollar.

Forward currency contracts or futures contracts are used to offset the Fund’s exposure to the foreign currencies represented in the Index. The amount of forward contracts and futures contracts in the Fund is based on the aggregate exposure of the Fund and Index to these foreign currencies. While this approach is designed to minimize the impact of currency fluctuations on Fund returns, it does not necessarily eliminate the Fund’s exposure to all currency fluctuations. The return of the forward currency contracts and currency futures contracts may not perfectly offset the actual fluctuations of these foreign currencies relative to the U.S. dollar.

To the extent the Index concentrates (*i.e.*, holds 25% or more of its total assets) in the securities of a particular industry or group of industries, the Fund will concentrate its investments to approximately the same extent as the Index.

### **Principal Risks of Investing in the Fund**

You can lose money on your investment in the Fund. The Fund is subject to the risks described below. Some or all of these risks may adversely affect the Fund’s net asset value per share (“NAV”), trading price, yield, total return and/or ability to meet its objectives. For more information about the risks of investing in the Fund, see the sections in the Fund’s Prospectus titled “Additional Principal Risk Information About the Funds” and “Additional Non-Principal Risk Information.”

- **Investment Risk.** As with all investments, an investment in the Fund is subject to investment risk. Investors in the Fund could lose money, including the possible loss of the entire principal amount of an investment, over short or long periods of time.

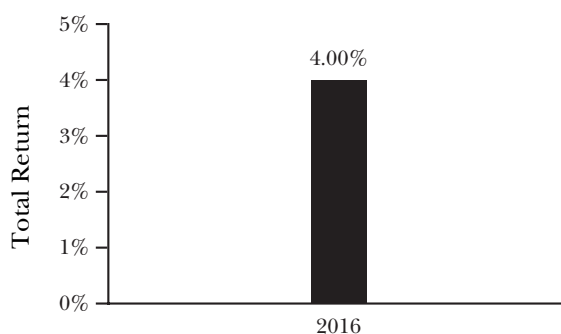
- **Market Risk.** The trading prices of equity securities and other instruments fluctuate in response to a variety of factors, such as economic, financial or political events that impact the entire market, market segments, or specific issuers. The Fund's NAV and market price may fluctuate significantly in response to these and other factors. As a result, an investor could lose money over short or long periods of time.
- **Shares of the Fund May Trade at Prices Other Than NAV.** As with all exchange-traded funds ("ETFs"), Fund shares may be bought and sold in the secondary market at market prices. The trading prices of the Fund's shares in the secondary market generally differ from the Fund's daily NAV and there may be times when the market price of the shares is more than the NAV (premium) or less than the NAV (discount). This risk is heightened in times of market volatility or periods of steep market declines. Because securities held by the Fund trade on foreign exchanges that are closed when the Fund's primary listing exchange is open, the Fund is likely to experience premiums and discounts greater than those of domestic ETFs.
- **Capital Controls and Sanctions Risk.** Economic conditions, such as volatile currency exchange rates and interest rates, political events, military action and other conditions may, without prior warning, lead to foreign government intervention (including intervention by the U.S. government with respect to foreign governments, economic sectors, foreign companies and related securities and interests) and the imposition of capital controls and/or sanctions, which may also include retaliatory actions of one government against another government, such as seizure of assets. Capital controls and/or sanctions include the prohibition of, or restrictions on, the ability to own or transfer currency, securities or other assets, which may potentially include derivative instruments related thereto. Capital controls and/or sanctions may also impact the ability of the Fund to buy, sell, transfer, receive, deliver or otherwise obtain exposure to, foreign securities or currency, negatively impact the value and/or liquidity of such instruments, adversely affect the trading market and price for shares of the Fund, and cause the Fund to decline in value.
- **Cash Redemption Risk.** The Fund's investment strategy will require it to redeem shares for cash or to otherwise include cash as part of its redemption proceeds. The Fund may be required to sell or unwind portfolio investments in order to obtain the cash needed to distribute redemption proceeds. This may cause the Fund to recognize a capital gain that it might not have recognized if it had made a redemption in-kind. As a result, the Fund may pay out higher annual capital gain distributions than if the in-kind redemption process was used.
- **Currency Exchange Rate Risk.** The Fund uses various strategies to attempt to minimize the impact of changes in the value of the non-U.S. currencies against the U.S. dollar. These strategies may not be successful. In order to minimize transaction costs, or for other reasons, the Fund's exposure to non-U.S. currencies may not be fully hedged at all times. Currency exchange rates can be very volatile and can change quickly and unpredictably. Therefore, the value of an investment in the Fund may also go up or down quickly and unpredictably and investors may lose money.
- **Cyber Security Risk.** The Fund and its service providers may be susceptible to operational and information security risks resulting from a breach in cyber security, including cyber-attacks. A breach in cyber security, intentional or unintentional, may adversely impact the Fund in many ways, including, but not limited to, disruption of the Fund's operational capacity, loss of proprietary information, theft or corruption of data, denial-of-service attacks on websites or network resources, and the unauthorized release of confidential information. Cyber-attacks affecting the Fund's third-party service providers, market makers, Authorized Participants, or the issuers of securities in which the Fund invests may subject the Fund to many of the same risks associated with direct cyber security breaches.
- **Derivatives Risk.** The Fund invests in derivatives. Derivatives are financial instruments that derive their performance from an underlying reference asset, such as a commodity, index, interest rate or inflation rate. The return on a derivative instrument may not correlate with the return of its underlying reference asset. Derivatives are subject to a number of risks described elsewhere in the Fund's Prospectus, such as market risk and issuer-specific risk. Derivatives can be volatile and may be less liquid than other securities. As a result, the value of an investment in the Fund may change quickly and without warning and you may lose money. In addition to the other risks associated with the use of derivatives described elsewhere in this Prospectus, there are risks associated with the Fund's use of forward currency contracts and/or futures contracts. With respect to forward currency contracts, these risks include but are not limited to the risk that the counterparty will default on its obligations. With respect to futures contracts, these risks include but are not limited to: (1) the success of the adviser's and sub-adviser's ability to predict movements in the prices of individual currencies or securities, fluctuations in markets and movements in interest rates; (2) an imperfect or no correlation between the changes in market value of the currencies or securities and the prices of futures contracts; and (3) no guarantee that an active market will exist for the contracts at any particular time.

- **Emerging Markets Risk.** Investments in securities and instruments traded in developing or emerging markets, or that provide exposure to such securities or markets, can involve additional risks relating to political, economic, or regulatory conditions not associated with investments in U.S. securities and instruments or investments in more developed international markets. Such conditions may impact the ability of the Fund to buy, sell or otherwise transfer securities, adversely affect the trading market and price for Fund shares and cause the Fund to decline in value.
- **Foreign Securities Risk.** Investments in non-U.S. securities involve political, regulatory, and economic risks that may not be present in U.S. securities. For example, investments in non-U.S. securities may be subject to risk of loss due to foreign currency fluctuations, political or economic instability, or geographic events that adversely impact issuers of foreign securities. Investments in non-U.S. securities also may be subject to withholding or other taxes and may be subject to additional trading, settlement, custodial, and operational risks. These and other factors can make investments in the Fund more volatile and potentially less liquid than other types of investments and may be heightened in connection with investments in developing or emerging markets countries.
- **Geographic Investment Risk.** To the extent the Fund invests a significant portion of its assets in securities of companies of a single country or region, it is more likely to be impacted by events or conditions affecting that country or region. The Fund currently invests a significant portion of its assets in companies organized in Hong Kong and Europe, although this may change from time to time. In June 2016, the United Kingdom voted in a referendum to leave the European Union (“EU”). It is currently expected that the United Kingdom will withdraw from the EU by March 2019, but the precise timeframe for “Brexit” is uncertain. Brexit may have a significant impact on the economies of the United Kingdom and Europe as well as the broader global economy, which may result in increased volatility and illiquidity, and potentially lower economic growth in these markets.
- **Geopolitical Risk.** Some countries and regions in which the Fund invests have experienced security concerns, war, threats of war, aggression and/or conflict, terrorism, economic uncertainty, natural and environmental disasters and/or systemic market dislocations (including due to events outside of such countries or regions) that have led, and in the future may lead, to increased short-term market volatility and may have adverse long-term effects on the U.S. and world economies and markets generally, each of which may negatively impact the Fund’s investments.
- **Hedging Risk.** Derivatives used by the Fund to offset its exposure to foreign currencies represented in the Index may not perform as intended. There can be no assurance that the Fund’s hedging transactions will be effective. The value of an investment in the Fund could be significantly and negatively impacted if foreign currencies represented in the Index appreciate at the same time that the value of the Fund’s equity holdings fall.
- **Index and Data Risk.** The Fund is not “actively” managed and seeks to track the price and yield performance, before fees and expenses, of the Index. The Index provider has the right to make adjustments to the Index or to cease making the Index available without regard to the particular interests of the Fund or its shareholders. If the computers or other facilities of the Index provider, Index calculation agent, data providers and/or relevant stock exchange malfunction for any reason, calculation and dissemination of Index values may be delayed and trading in Fund shares may be suspended for a period of time. Errors in Index data, Index calculations and/or the construction of the Index may occur from time to time and may not be identified and/or corrected by the Index provider, Index calculation agent or other applicable party for a period of time or at all, which may have an adverse impact on the Fund and its shareholders. The potential risk of continuing error may be particularly heightened in the case of the Index, which is generally not used as a benchmark by other funds or managers.
- **Investment Style Risk.** The Fund invests in the securities included in, or representative of, the Index regardless of their investment merit. The Fund does not attempt to outperform the Index or take defensive positions in declining markets. As a result, the Fund’s performance may be adversely affected by a general decline in the market segments relating to the Index.
- **Issuer-Specific Risk.** Issuer-specific events, including changes in the actual or perceived financial condition of an issuer, can have a negative impact on the value of the Fund.
- **Large-Capitalization Investing Risk.** The Fund may invest in the securities of large-capitalization companies. As a result, the Fund’s performance may be adversely affected if securities of large-capitalization companies underperform securities of smaller-capitalization companies or the market as a whole. Large-capitalization companies may adapt more slowly to new competitive challenges and be subject to slower growth during times of economic expansion.

- **Mid-Capitalization Investing Risk.** The Fund may invest in the securities of mid-capitalization companies. As a result, the Fund's performance may be adversely affected if securities of mid-capitalization companies underperform securities of other capitalization ranges or the market as a whole. Securities of mid-capitalization companies are often less stable and more vulnerable to market volatility and adverse economic developments than securities of larger companies.
- **Non-Correlation Risk.** As with all index funds, the performance of the Fund and its Index may differ from each other for a variety of reasons.
- **Non-Diversification Risk.** The Fund is considered to be non-diversified, which means that it may invest more of its assets in the securities of a single issuer or a smaller number of issuers than if it were a diversified fund. To the extent the Fund invests a significant percentage of its assets in a limited number of issuers, the Fund is subject to the risks of investing in those few issuers, and may be more susceptible to a single adverse economic or regulatory occurrence. As a result, changes in the market value of a single security could cause greater fluctuations in the value of Fund shares than would occur in a diversified fund.
- **Operational Risk.** The Fund and its service providers may experience disruptions that arise from human error, processing and communications errors, counterparty or third-party errors, technology or systems failures, any of which may have an adverse impact on the Fund.
- **Real Estate Sector Risk.** The Fund invests primarily in real estate companies, including investments in real estate investment trusts ("REITs"), and therefore the Fund's performance could be negatively impacted by events affecting this sector. REITs are securities that invest substantially all of their assets in real estate, trade like stocks and may qualify for special tax considerations. Investments in REITs subject the Fund to risks associated with the direct ownership of real estate. The real estate sector also includes real estate management and development companies. This sector can be significantly affected by, among other things, market conditions or events such as declining property values or rising interest rates.

## Fund Performance

Historical Fund performance, which varies over time, can provide an indication of the risks of investing in the Fund. The bar chart that follows shows the annual total returns of the Fund for each full calendar year since the Fund commenced operations. The table that follows the bar chart shows the Fund's average annual total returns, both before and after taxes. This table also shows how the Fund's performance compares to the Index and that of a relevant broad-based securities index. Index returns do not reflect deductions for fees, expenses or taxes. All returns assume reinvestment of dividends and distributions. The Fund's past performance (before and after taxes) is not necessarily an indication of how the Fund will perform in the future.



The Fund's year-to-date total return as of June 30, 2017 was 15.10%.

## Best and Worst Quarter Returns (for the periods reflected in the bar chart above)

	Return	Quarter/Year
Highest Return	6.57%	3Q/2016
Lowest Return	(4.69)%	4Q/2016

After-tax returns are calculated using the highest historical individual federal marginal income tax rates and do not reflect the impact of state and local taxes. Actual after-tax returns depend on your tax situation and may differ from those shown and are not relevant if you hold your shares through tax-deferred arrangements, such as 401(k) plans

or individual retirement accounts. In some cases the return after taxes may exceed the return before taxes due to an assumed tax benefit from any losses on a sale of Fund shares at the end of the measurement period.

#### **Average Annual Total Returns for the periods ending December 31, 2016**

<b>WisdomTree Global ex-U.S. Hedged Real Estate Fund</b>	<b>1 Year</b>	<b>Since Inception October 29, 2015</b>
Return Before Taxes Based on NAV	4.00%	1.96%
Return After Taxes on Distributions	1.90%	0.04%
Return After Taxes on Distributions and Sale of Fund Shares	2.66%	0.85%
WisdomTree Global ex-U.S. Hedged Real Estate Index (Reflects no deduction for fees, expenses or taxes)	4.46%	2.44%
Dow Jones Global ex-U.S. Select Real Estate Securities Index (USD) Hedged (Reflects no deduction for fees, expenses or taxes)	3.62%	(0.20)%

#### **Management**

##### **Investment Adviser and Sub-Adviser**

WisdomTree Asset Management, Inc. serves as investment adviser to the Fund. Mellon Capital Management Corporation serves as sub-adviser to the Fund.

##### **Portfolio Managers**

The Fund is managed by Mellon Capital's Equity Portfolio Management team. The individual members of the team jointly and primarily responsible for the day-to-day management of the Fund's portfolio are described below.

Karen Q. Wong, CFA, a Managing Director, Head of Equity Portfolio Management, has been a portfolio manager of the Fund since its inception in October 2015.

Richard A. Brown, CFA, a Managing Director and Senior Portfolio Manager, Equity Portfolio Management, has been a portfolio manager of the Fund since its inception in October 2015.

Thomas J. Durante, CFA, a Managing Director and Senior Portfolio Manager, Equity Portfolio Management, has been a portfolio manager of the Fund since its inception in October 2015.

##### **Buying and Selling Fund Shares**

The Fund is an ETF. This means that shares of the Fund are listed on a national securities exchange, such as BATS Exchange, Inc., and trade at market prices. Most investors will buy and sell shares of the Fund through brokers. Because Fund shares trade at market prices rather than NAV, shares may trade at a price greater than NAV (premium) or less than NAV (discount).

The Fund issues and redeems shares at NAV only in large blocks of shares ("Creation Units"), which only certain institutions or large investors (typically market makers or other broker-dealers) may purchase or redeem. Currently, Creation Units generally consist of 100,000 shares, though this may change from time to time. Creation Units are not expected to consist of less than 25,000 shares. The Fund issues and redeems Creation Units in exchange for a portfolio of securities and/or U.S. cash.

##### **Tax Information**

The Fund intends to make distributions that may be taxed as ordinary income, qualified dividend income, or capital gains.

##### **Payments to Broker-Dealers and Other Financial Intermediaries**

If you purchase shares of the Fund through a broker-dealer or other financial intermediary (such as a bank) (an "Intermediary"), WisdomTree Asset Management or its affiliates may pay Intermediaries for certain activities related to the Fund, including participation in activities that are designed to make Intermediaries more knowledgeable about exchange traded products, including the Fund, or for other activities, such as marketing, educational training or other initiatives related to the sale or promotion of Fund shares. These payments may create a conflict of interest by influencing the Intermediary and your salesperson to recommend the Fund over another investment. Any such arrangements do not result in increased Fund expenses. Ask your salesperson or visit the Intermediary's website for more information.



# WisdomTree Europe Hedged Equity Fund

## Investment Objective

The WisdomTree Europe Hedged Equity Fund (the “Fund”) seeks to track the price and yield performance, before fees and expenses, of the WisdomTree Europe Hedged Equity Index (the “Index”).

## Fees and Expenses of the Fund

The following table describes the fees and expenses you may pay if you buy and hold shares of the Fund. The fees are expressed as a percentage of the Fund’s average net assets.

<b>Shareholder Fees</b> (fees paid directly from your investment)	None
<b>Annual Fund Operating Expenses</b> (expenses that you pay each year as a percentage of the value of your investment)	
Management Fees	0.58%
Distribution and/or Service (12b-1) Fees	None
Other Expenses	0.00%
<b>Total Annual Fund Operating Expenses</b>	0.58%

## Example

The following example is intended to help retail investors compare the cost of investing in the Fund with the cost of investing in other funds. It illustrates the hypothetical expenses that such investors would incur over various periods if they were to invest \$10,000 in the Fund for the time periods indicated and then redeem all of the shares at the end of those periods. This example assumes that the Fund provides a return of 5% a year and that operating expenses remain the same. This example does not include the brokerage commissions that retail investors may pay to buy and sell shares of the Fund. Although your actual costs may be higher or lower, based on these assumptions, your costs would be:

	<b>1 Year</b>	<b>3 Years</b>	<b>5 Years</b>	<b>10 Years</b>
	\$ 59	\$ 186	\$ 324	\$ 726

## Portfolio Turnover

The Fund pays transaction costs, such as commissions, when it buys and sells securities (or “turns over” its portfolio). A higher portfolio turnover rate may indicate higher transaction costs and may result in higher taxes when Fund shares are held in a taxable account. These costs, which are not reflected in annual fund operating expenses or in the example, affect the Fund’s performance. During the most recent fiscal year, the Fund’s portfolio turnover rate was 24% of the average value of its portfolio, excluding the value of portfolio securities received or delivered as a result of in-kind creations or redemptions of the Fund’s capital shares.

## Principal Investment Strategies of the Fund

The Fund employs a “passive management” – or indexing – investment approach designed to track the performance of the Index. The Fund generally uses a representative sampling strategy to achieve its investment objective, meaning it generally will invest in a sample of the securities in the Index whose risk, return and other characteristics resemble the risk, return and other characteristics of the Index as a whole. Under normal circumstances, at least 95% of the Fund’s total assets (exclusive of collateral held from securities lending) will be invested in component securities of the Index and investments that have economic characteristics that are substantially identical to the economic characteristics of such component securities.

The Index is a dividend weighted index designed to provide exposure to European equity securities, particularly shares of European exporters, while at the same time neutralizing exposure to fluctuations between the value of the U.S. dollar and the euro. Shares of European exporters stand to benefit from weakness in the value of the euro as this decreases the relative cost of the goods and services they are exporting. The Index consists of those dividend-paying companies within the WisdomTree International Equity Index, which defines the dividend-paying universe of companies in the industrialized world, excluding Canada and the United States, that are organized and domiciled under the laws of a European country, trade in euros, have at least \$1 billion in market capitalization, and derive at least 50% of their revenue from countries outside of Europe. Countries historically represented in the Index include: Germany, France, the Netherlands, Spain, Belgium, Finland, Italy, Portugal, Austria and Ireland. To be eligible for inclusion in the Index, a company must meet the following criteria: (i) payment of at least \$5 million

in cash dividends on shares of common stock in the annual cycle prior to the annual Index screening date; (ii) average daily dollar trading volume of at least \$100,000 for three months preceding the annual Index screening date; and (iii) trading of at least 250,000 shares per month for each of the six months preceding the annual Index screening date.

Securities are weighted in the Index based on dividends paid over the prior annual cycle. Companies that pay a greater total dollar amount of dividends are more heavily weighted. To derive a company's initial Index weight, (i) *multiply* the U.S. dollar value of the company's annual gross dividend per share by the number of common shares outstanding for that company (the "Cash Dividend Factor"); (ii) calculate the Cash Dividend Factor for each company; (iii) add together all of the companies' Cash Dividend Factors; and (iv) *divide* the company's Cash Dividend Factor by the sum of all Cash Dividend Factors. At the time of the Index's annual screening date, the maximum weight of any single security in the Index is capped at 5% and the maximum weight of any one sector and any one country in the Index is capped at 25%; however, security, sector and/or country weights may fluctuate above the specified cap in response to market conditions and/or the application of volume factor adjustments. The Index methodology applies a volume factor adjustment to reduce a component security's weight in the Index and reallocate the reduction in weight pro rata among the other securities if, as of the annual Index screening date, a component security no longer meets certain trading volume thresholds.

WisdomTree Investments, Inc. ("WisdomTree Investments"), as Index provider, currently uses Standard & Poor's Global Industry Classification Standards ("S&P GICS") to define companies within a sector. The following sectors are included in the Index: consumer discretionary, consumer staples, energy, financials, health care, industrials, information technology, materials, real estate, telecommunication services, and utilities. A sector is comprised of multiple industries. For example, the energy sector is comprised of companies in, among others, the natural gas, oil and petroleum industries. As of June 30, 2017, a significant portion of the Index is comprised of companies in the consumer discretionary, consumer staples and industrial sectors.

The Index "hedges" against fluctuations in the relative value of the euro against the U.S. dollar. The Index is designed to have higher returns than an equivalent un-hedged investment when the U.S. dollar is going up in value relative to the euro. Conversely, the Index is designed to have lower returns than an equivalent un-hedged investment when the U.S. dollar is falling in value relative to the euro. The Index applies an applicable published one-month currency forward rate to the total equity exposure of each country in the Index to hedge against fluctuations in the relative value of the euro against the U.S. dollar. If a country that had previously adopted the euro as its official currency were to revert back to its local currency, the country would remain in the Index and the Index would be hedged in such local currency as soon as practicable after forward rates become available for such currency.

Forward currency contracts or futures contracts are used to offset the Fund's exposure to the euro. The amount of forward contracts and futures contracts in the Fund is based on the aggregate exposure of the Fund and Index to the euro. While this approach is designed to minimize the impact of currency fluctuations on Fund returns, it does not necessarily eliminate exposure to all currency fluctuations. The return of the forward currency contracts and currency futures contracts may not perfectly offset the actual fluctuations of the euro relative to the U.S. dollar.

To the extent the Index concentrates (*i.e.*, holds 25% or more of its total assets) in the securities of a particular industry or group of industries, the Fund will concentrate its investments to approximately the same extent as the Index.

### **Principal Risks of Investing in the Fund**

You can lose money on your investment in the Fund. The Fund is subject to the risks described below. Some or all of these risks may adversely affect the Fund's net asset value per share ("NAV"), trading price, yield, total return and/or ability to meet its objectives. For more information about the risks of investing in the Fund, see the sections in the Fund's Prospectus titled "Additional Principal Risk Information About the Funds" and "Additional Non-Principal Risk Information."

- **Investment Risk.** As with all investments, an investment in the Fund is subject to investment risk. Investors in the Fund could lose money, including the possible loss of the entire principal amount of an investment, over short or long periods of time.
- **Market Risk.** The trading prices of equity securities and other instruments fluctuate in response to a variety of factors, such as economic, financial or political events that impact the entire market, market segments, or specific issuers. The Fund's NAV and market price may fluctuate significantly in response to these and other factors. As a result, an investor could lose money over short or long periods of time.

- **Shares of the Fund May Trade at Prices Other Than NAV.** As with all exchange-traded funds (“ETFs”), Fund shares may be bought and sold in the secondary market at market prices. The trading prices of the Fund’s shares in the secondary market generally differ from the Fund’s daily NAV and there may be times when the market price of the shares is more than the NAV (premium) or less than the NAV (discount). This risk is heightened in times of market volatility or periods of steep market declines. Because securities held by the Fund trade on foreign exchanges that are closed when the Fund’s primary listing exchange is open, the Fund is likely to experience premiums and discounts greater than those of domestic ETFs.
- **Cash Redemption Risk.** The Fund’s investment strategy will require it to redeem shares for cash or to otherwise include cash as part of its redemption proceeds. The Fund may be required to sell or unwind portfolio investments in order to obtain the cash needed to distribute redemption proceeds. This may cause the Fund to recognize a capital gain that it might not have recognized if it had made a redemption in-kind. As a result, the Fund may pay out higher annual capital gain distributions than if the in-kind redemption process was used.
- **Consumer Discretionary Sector Risk.** The Fund currently invests a significant portion of its assets in the consumer discretionary sector, and therefore the Fund’s performance could be negatively impacted by events affecting this sector. The consumer discretionary sector includes, for example, automobile, textile, retail, and media companies. This sector can be significantly affected by, among other things, economic growth, worldwide demand, social trends, consumers’ disposable income levels, and propensity to spend.
- **Consumer Staples Sector Risk.** The Fund currently invests a significant portion of its assets in the consumer staples sector, and therefore the Fund’s performance could be negatively impacted by events affecting this sector. The consumer staples sector includes, for example, food and drug retail and companies whose primary lines of business are food, beverage and other household items, including agricultural products. This sector can be significantly affected by, among other things, changes in price and availability of underlying commodities, rising energy prices and global and economic conditions.
- **Currency Exchange Rate Risk.** The Fund uses various strategies to attempt to minimize the impact of changes in the value of the euro against the U.S. dollar. These strategies may not be successful. In order to minimize transaction costs, or for other reasons, the Fund’s exposure to the euro may not be fully hedged at all times. Currency exchange rates can be very volatile and can change quickly and unpredictably. Therefore, the value of an investment in the Fund may also go up or down quickly and unpredictably and investors may lose money.
- **Cyber Security Risk.** The Fund and its service providers may be susceptible to operational and information security risks resulting from a breach in cyber security, including cyber-attacks. A breach in cyber security, intentional or unintentional, may adversely impact the Fund in many ways, including, but not limited to, disruption of the Fund’s operational capacity, loss of proprietary information, theft or corruption of data, denial-of-service attacks on websites or network resources, and the unauthorized release of confidential information. Cyber-attacks affecting the Fund’s third-party service providers, market makers, Authorized Participants, or the issuers of securities in which the Fund invests may subject the Fund to many of the same risks associated with direct cyber security breaches.
- **Derivatives Risk.** The Fund invests in derivatives. Derivatives are financial instruments that derive their performance from an underlying reference asset, such as a commodity, index, interest rate or inflation rate. The return on a derivative instrument may not correlate with the return of its underlying reference asset. Derivatives are subject to a number of risks described elsewhere in the Fund’s Prospectus, such as market risk and issuer-specific risk. Derivatives can be volatile and may be less liquid than other securities. As a result, the value of an investment in the Fund may change quickly and without warning and you may lose money. In addition to the other risks associated with the use of derivatives described elsewhere in this Prospectus, there are risks associated with the Fund’s use of forward currency contracts and/or futures contracts. With respect to forward currency contracts, these risks include but are not limited to the risk that the counterparty will default on its obligations. With respect to futures contracts, these risks include but are not limited to: (1) the success of the adviser’s and sub-adviser’s ability to predict movements in the prices of individual currencies or securities, fluctuations in markets and movements in interest rates; (2) an imperfect or no correlation between the changes in market value of the currencies or securities and the prices of futures contracts; and (3) no guarantee that an active market will exist for the contracts at any particular time.
- **Foreign Securities Risk.** Investments in non-U.S. securities involve political, regulatory, and economic risks that may not be present in U.S. securities. For example, investments in non-U.S. securities may be subject to risk of loss due to foreign currency fluctuations, political or economic instability, or geographic events that adversely impact issuers of foreign securities. Investments in non-U.S. securities also may be subject to withholding or

other taxes and may be subject to additional trading, settlement, custodial, and operational risks. These and other factors can make investments in the Fund more volatile and potentially less liquid than other types of investments and may be heightened in connection with investments in developing or emerging markets countries.

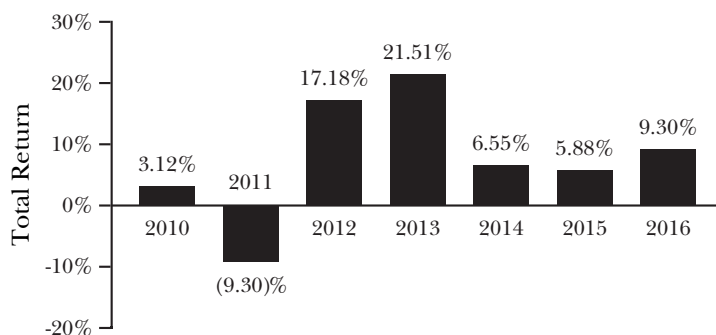
- **Geographic Concentration in Europe.** Because the Fund invests primarily in the securities of companies in Europe, the Fund's performance is expected to be closely tied to social, political, and economic conditions within Europe and to be more volatile than the performance of more geographically diversified funds. Most developed countries in Western Europe are members of the European Union ("EU"), many are also members of the European Economic and Monetary Union ("EMU"), and most EMU members are part of the euro zone, a group of EMU countries that share the euro as their common currency. Members of the EMU must comply with restrictions on inflation rates, deficits, debt levels, and fiscal and monetary controls. The implementation of any such restrictions or controls, the default of an EU member country on its sovereign debt, significant fluctuations in the euro's exchange rate, or a change in governmental or EU trade regulations could each have a significant impact on the economies of some or all European countries. Further, in June 2016, the United Kingdom voted in a referendum to leave the EU. As a result of the referendum, Standard & Poor's ("S&P") downgraded the United Kingdom's credit rating from "AAA" to "AA" and the EU's credit rating from "AA+" to "AA" in the days that followed the vote. It is currently expected that the United Kingdom will withdraw from the EU by March 2019, but the precise timeframe for "Brexit" is uncertain. It is also unclear how withdrawal negotiations will be conducted and what the potential consequences may be. Brexit may have a significant impact on the economies of the United Kingdom and Europe as well as the broader global economy, which may result in increased volatility and illiquidity, and potentially lower economic growth in these markets that could potentially have an adverse effect on the value of the Fund's investments. The Fund currently invests a significant portion of its assets in companies organized in Germany, France, Spain, and the Netherlands, although this may change from time to time.
- **Geopolitical Risk.** Some countries and regions in which the Fund invests have experienced security concerns, war, threats of war, aggression and/or conflict, terrorism, economic uncertainty, natural and environmental disasters and/or systemic market dislocations (including due to events outside of such countries or regions) that have led, and in the future may lead, to increased short-term market volatility and may have adverse long-term effects on the U.S. and world economies and markets generally, each of which may negatively impact the Fund's investments.
- **Hedging Risk.** Derivatives used by the Fund to offset its exposure to foreign currencies represented in the Index may not perform as intended. There can be no assurance that the Fund's hedging transactions will be effective. The value of an investment in the Fund could be significantly and negatively impacted if foreign currencies represented in the Index appreciate at the same time that the value of the Fund's equity holdings fall.
- **Industrial Sector Risk.** The Fund currently invests a significant portion of its assets in the industrial sector, and therefore the Fund's performance could be negatively impacted by events affecting this sector. The industrial sector includes, for example, aerospace and defense, non-residential construction, engineering, machinery, transportation, and commercial and professional services companies. The industrial sector can be significantly affected by, among other things, worldwide economy growth, supply and demand for specific products and services, rapid technological developments, and government regulation.
- **Index and Data Risk.** The Fund is not "actively" managed and seeks to track the price and yield performance, before fees and expenses, of the Index. The Index provider has the right to make adjustments to the Index or to cease making the Index available without regard to the particular interests of the Fund or its shareholders. If the computers or other facilities of the Index provider, Index calculation agent, data providers and/or relevant stock exchange malfunction for any reason, calculation and dissemination of Index values may be delayed and trading in Fund shares may be suspended for a period of time. Errors in Index data, Index calculations and/or the construction of the Index may occur from time to time and may not be identified and/or corrected by the Index provider, Index calculation agent or other applicable party for a period of time or at all, which may have an adverse impact on the Fund and its shareholders. The potential risk of continuing error may be particularly heightened in the case of the Index, which is generally not used as a benchmark by other funds or managers.
- **Investment Style Risk.** The Fund invests in the securities included in, or representative of, the Index regardless of their investment merit. The Fund does not attempt to outperform the Index or take defensive positions in declining markets. As a result, the Fund's performance may be adversely affected by a general decline in the market segments relating to the Index.

- **Issuer-Specific Risk.** Issuer-specific events, including changes in the actual or perceived financial condition of an issuer, can have a negative impact on the value of the Fund.
- **Large-Capitalization Investing Risk.** The Fund may invest in the securities of large-capitalization companies. As a result, the Fund's performance may be adversely affected if securities of large-capitalization companies underperform securities of smaller-capitalization companies or the market as a whole. Large-capitalization companies may adapt more slowly to new competitive challenges and be subject to slower growth during times of economic expansion.
- **Non-Correlation Risk.** As with all index funds, the performance of the Fund and its Index may differ from each other for a variety of reasons.
- **Non-Diversification Risk.** The Fund is considered to be non-diversified, which means that it may invest more of its assets in the securities of a single issuer or a smaller number of issuers than if it were a diversified fund. To the extent the Fund invests a significant percentage of its assets in a limited number of issuers, the Fund is subject to the risks of investing in those few issuers, and may be more susceptible to a single adverse economic or regulatory occurrence. As a result, changes in the market value of a single security could cause greater fluctuations in the value of Fund shares than would occur in a diversified fund.
- **Operational Risk.** The Fund and its service providers may experience disruptions that arise from human error, processing and communications errors, counterparty or third-party errors, technology or systems failures, any of which may have an adverse impact on the Fund.

### Fund Performance

Historical Fund performance, which varies over time, can provide an indication of the risks of investing in the Fund. The bar chart that follows shows the annual total returns of the Fund for each full calendar year since the Fund commenced operations. The table that follows the bar chart shows the Fund's average annual total returns, both before and after taxes. This table also shows how the Fund's performance compares to the Index and that of a relevant broad-based securities index. Index returns do not reflect deductions for fees, expenses or taxes. All returns assume reinvestment of dividends and distributions. The Fund's past performance (before and after taxes) is not necessarily an indication of how the Fund will perform in the future.

The Fund's name and objective changed effective August 29, 2012. Fund performance prior to August 29, 2012 reflects the investment objective of the Fund when it was the WisdomTree International Hedged Equity Fund and tracked the performance, before fees and expenses, of the WisdomTree DEFA International Hedged Equity Index.



The Fund's year-to-date total return as of June 30, 2017 was 9.99%.

### Best and Worst Quarter Returns (for the periods reflected in the bar chart above)

	Return	Quarter/Year
Highest Return	18.19%	1Q/2015
Lowest Return	(14.16)%	3Q/2011

After-tax returns are calculated using the highest historical individual federal marginal income tax rates and do not reflect the impact of state and local taxes. Actual after-tax returns depend on your tax situation and may differ from those shown and are not relevant if you hold your shares through tax-deferred arrangements, such as 401(k) plans or individual retirement accounts. In some cases the return after taxes may exceed the return before taxes due to an assumed tax benefit from any losses on a sale of Fund shares at the end of the measurement period.



## Average Annual Total Returns for the periods ending December 31, 2016

<b>WisdomTree Europe Hedged Equity Fund*</b>	<b>1 Year</b>	<b>5 Years</b>	<b>Since Inception December 31, 2009</b>
Return Before Taxes Based on NAV	9.30%	11.91%	7.34%
Return After Taxes on Distributions	8.64%	10.56%	6.19%
Return After Taxes on Distributions and Sale of Fund Shares	5.90%	9.16%	5.55%
WisdomTree DEFA Intl Hedged Equity/Europe Hedged Equity Spliced Index** (Reflects no deduction for fees, expenses or taxes)	9.99%	12.38%	7.85%
MSCI EAFE Local Currency/MSCI EMU Local Currency Spliced Index*** (Reflects no deduction for fees, expenses or taxes)	4.33%	11.60%	6.88%

\* The Fund's objective changed effective August 29, 2012. Prior to that date, the Fund sought to track the price and yield performance, before fees and expenses, of the WisdomTree DEFA International Hedged Equity Index. As of August 29, 2012, the Fund seeks to track the price and yield performance, before fees and expenses, of the WisdomTree Europe Hedged Equity Index.

\*\* Reflects performance of the WisdomTree DEFA International Hedged Equity Index prior to August 29, 2012 and the WisdomTree Europe Hedged Equity Index thereafter.

\*\*\* Reflects performance of the MSCI EAFE Local Currency Index prior to August 29, 2012 and the MSCI EMU Local Currency Index thereafter.

## Management

### Investment Adviser and Sub-Adviser

WisdomTree Asset Management, Inc. serves as investment adviser to the Fund. Mellon Capital Management Corporation serves as sub-adviser to the Fund.

### Portfolio Managers

The Fund is managed by Mellon Capital's Equity Portfolio Management team. The individual members of the team jointly and primarily responsible for the day-to-day management of the Fund's portfolio are described below.

Karen Q. Wong, CFA, a Managing Director, Head of Equity Portfolio Management, has been a portfolio manager of the Fund since its inception in December 2009.

Richard A. Brown, CFA, a Managing Director and Senior Portfolio Manager, Equity Portfolio Management, has been a portfolio manager of the Fund since its inception in December 2009.

Thomas J. Durante, CFA, a Managing Director and Senior Portfolio Manager, Equity Portfolio Management, has been a portfolio manager of the Fund since its inception in December 2009.

### Buying and Selling Fund Shares

The Fund is an ETF. This means that shares of the Fund are listed on a national securities exchange, such as NYSE Arca, and trade at market prices. Most investors will buy and sell shares of the Fund through brokers. Because Fund shares trade at market prices rather than NAV, shares may trade at a price greater than NAV (premium) or less than NAV (discount).

The Fund issues and redeems shares at NAV only in large blocks of shares ("Creation Units"), which only certain institutions or large investors (typically market makers or other broker-dealers) may purchase or redeem. Currently, Creation Units generally consist of 50,000 shares, though this may change from time to time. Creation Units are not expected to consist of less than 25,000 shares. The Fund issues and redeems Creation Units in exchange for a portfolio of securities and/or U.S. cash.

### Tax Information

The Fund intends to make distributions that may be taxed as ordinary income, qualified dividend income, or capital gains.

### Payments to Broker-Dealers and Other Financial Intermediaries

If you purchase shares of the Fund through a broker-dealer or other financial intermediary (such as a bank) (an "Intermediary"), WisdomTree Asset Management or its affiliates may pay Intermediaries for certain activities related to the Fund, including participation in activities that are designed to make Intermediaries more knowledgeable about exchange traded products, including the Fund, or for other activities, such as marketing, educational training or other initiatives related to the sale or promotion of Fund shares. These payments may create a conflict of interest by influencing the Intermediary and your salesperson to recommend the Fund over another investment.

Any such arrangements do not result in increased Fund expenses. Ask your salesperson or visit the Intermediary's website for more information.

# WisdomTree Europe Hedged SmallCap Equity Fund

## Investment Objective

The WisdomTree Europe Hedged SmallCap Equity Fund (the “Fund”) seeks to track the price and yield performance, before fees and expenses, of the WisdomTree Europe Hedged SmallCap Equity Index (the “Index”).

## Fees and Expenses of the Fund

The following table describes the fees and expenses you may pay if you buy and hold shares of the Fund. The fees are expressed as a percentage of the Fund’s average net assets.

<b>Shareholder Fees</b> (fees paid directly from your investment)	None
<b>Annual Fund Operating Expenses</b> (expenses that you pay each year as a percentage of the value of your investment)	
Management Fees	0.58%
Distribution and/or Service (12b-1) Fees	None
Other Expenses	0.00%
<b>Total Annual Fund Operating Expenses</b>	0.58%

## Example

The following example is intended to help retail investors compare the cost of investing in the Fund with the cost of investing in other funds. It illustrates the hypothetical expenses that such investors would incur over various periods if they were to invest \$10,000 in the Fund for the time periods indicated and then redeem all of the shares at the end of those periods. This example assumes that the Fund provides a return of 5% a year and that operating expenses remain the same. This example does not include the brokerage commissions that retail investors may pay to buy and sell shares of the Fund. Although your actual costs may be higher or lower, based on these assumptions, your costs would be:

	<b>1 Year</b>	<b>3 Years</b>	<b>5 Years</b>	<b>10 Years</b>
	\$ 59	\$ 186	\$ 324	\$ 726

## Portfolio Turnover

The Fund pays transaction costs, such as commissions, when it buys and sells securities (or “turns over” its portfolio). A higher portfolio turnover rate may indicate higher transaction costs and may result in higher taxes when Fund shares are held in a taxable account. These costs, which are not reflected in annual fund operating expenses or in the example, affect the Fund’s performance. During the most recent fiscal year, the Fund’s portfolio turnover rate was 41 % of the average value of its portfolio, excluding the value of portfolio securities received or delivered as a result of in-kind creations or redemptions of the Fund’s capital shares.

## Principal Investment Strategies of the Fund

The Fund employs a “passive management” – or indexing – investment approach designed to track the performance of the Index. The Fund generally uses a representative sampling strategy to achieve its investment objective, meaning it generally will invest in a sample of the securities in the Index whose risk, return and other characteristics resemble the risk, return, and other characteristics of the Index as a whole. Under normal circumstances, at least 80% of the Fund’s total assets (exclusive of collateral held from securities lending) will be invested in component securities of the Index and investments that have economic characteristics that are substantially identical to the economic characteristics of such component securities.

The Index is a dividend weighted index designed to provide exposure to small cap equity securities within Europe, while at the same time neutralizing exposure to fluctuations between the value of the euro and the U.S. dollar. The Index consists of the dividend-paying companies within the bottom 10% of the total market capitalization of the WisdomTree International Equity Index, which defines the dividend-paying universe of companies in the industrialized world, excluding Canada and the United States, that trade in euros and are domiciled (i.e., maintain their principal place of business) in and list their shares on a stock exchange in a European country, such as Austria, Belgium, Finland, France, Germany, Ireland, Italy, Netherlands, Portugal or Spain. As of June 30, 2017, the Index had a market capitalization range from \$169 million to \$6.9 billion, with an average market capitalization of \$2.3 billion. To be eligible for inclusion in the Index, a company must meet the following criteria: (i) payment of at least \$5 million in cash dividends on common shares in the annual cycle prior to the annual Index screening date;

(ii) market capitalization of at least \$100 million as of the annual Index screening date; (iii) average daily dollar trading volume of at least \$100,000 for three months preceding the annual Index screening date; and (iv) trading of at least 250,000 shares per month for each of the six months preceding the annual Index screening date.

Securities are weighted in the Index based on dividends paid over the prior annual cycle. Companies that pay a greater total dollar amount of dividends are more heavily weighted. To derive a company's initial Index weight, (i) *multiply* the U.S. dollar value of the company's annual gross dividend per share by the number of common shares outstanding for that company (the "Cash Dividend Factor"); (ii) calculate the Cash Dividend Factor for each company; (iii) add together all of the companies' Cash Dividend Factors; and (iv) *divide* the company's Cash Dividend Factor by the sum of all Cash Dividend Factors. At the time of the Index's annual screening date, the maximum weight of any single security is capped at 2% and the maximum weight of any one sector and any one country is capped at 25%; however, security, sector and/or country weights may fluctuate above the specified cap in response to market conditions and/or the application of volume factor adjustments. The Index methodology applies a volume factor adjustment to reduce a component security's weight in the Index and reallocate the reduction in weight pro rata among the other securities if, as of the annual Index screening date, a component security no longer meets certain trading volume thresholds.

WisdomTree Investments, Inc. ("WisdomTree Investments"), as Index provider, currently uses Standard & Poor's Global Industry Classification Standards ("S&P GICS") to define companies within a sector. The following sectors are included in the Index: consumer discretionary, consumer staples, energy, financials, health care, industrials, information technology, materials, real estate, telecommunication services, and utilities. A sector is comprised of multiple industries. For example, the energy sector is comprised of companies in, among others, the natural gas, oil and petroleum industries. As of June 30, 2017, a significant portion of the Index is comprised of companies in the consumer discretionary, financial and industrial sectors.

The Index "hedges" against fluctuations in the relative value of the euro against the U.S. dollar. The Index is designed to have higher returns than an equivalent un-hedged investment when the U.S. dollar is going up in value relative to the euro. Conversely, the Index is designed to have lower returns than an equivalent un-hedged investment when the U.S. dollar is falling in value relative to the euro. The Index applies an applicable published one-month currency forward rate to the total equity exposure of each country in the Index to hedge against fluctuations in the relative value of the euro against the U.S. dollar. If a country that had previously adopted the euro as its official currency were to revert back to its local currency, the country would remain in the Index and the Index would be hedged in such local currency as soon as practicable after forward rates become available for such currency.

Forward currency contracts or futures contracts are used to offset the Fund's exposure to the euro. The amount of forward contracts and futures contracts in the Fund is based on the aggregate exposure of the Fund and Index to the euro. While this approach is designed to minimize the impact of currency fluctuations on Fund returns, it does not necessarily eliminate exposure to all currency fluctuations. The return of the forward currency contracts and currency futures contracts may not perfectly offset the actual fluctuations of the euro relative to the U.S. dollar.

To the extent the Index concentrates (*i.e.*, holds 25% or more of its total assets) in the securities of a particular industry or group of industries, the Fund will concentrate its investments to approximately the same extent as the Index.

### **Principal Risks of Investing in the Fund**

You can lose money on your investment in the Fund. The Fund is subject to the risks described below. Some or all of these risks may adversely affect the Fund's net asset value per share ("NAV"), trading price, yield, total return and/or ability to meet its objectives. For more information about the risks of investing in the Fund, see the sections in the Fund's Prospectus titled "Additional Principal Risk Information About the Funds" and "Additional Non-Principal Risk Information."

- **Investment Risk.** As with all investments, an investment in the Fund is subject to investment risk. Investors in the Fund could lose money, including the possible loss of the entire principal amount of an investment, over short or long periods of time.
- **Market Risk.** The trading prices of equity securities and other instruments fluctuate in response to a variety of factors, such as economic, financial or political events that impact the entire market, market segments, or specific issuers. The Fund's NAV and market price may fluctuate significantly in response to these and other factors. As a result, an investor could lose money over short or long periods of time.

- **Shares of the Fund May Trade at Prices Other Than NAV.** As with all exchange-traded funds (“ETFs”), Fund shares may be bought and sold in the secondary market at market prices. The trading prices of the Fund’s shares in the secondary market generally differ from the Fund’s daily NAV and there may be times when the market price of the shares is more than the NAV (premium) or less than the NAV (discount). This risk is heightened in times of market volatility or periods of steep market declines. Because securities held by the Fund trade on foreign exchanges that are closed when the Fund’s primary listing exchange is open, the Fund is likely to experience premiums and discounts greater than those of domestic ETFs.
- **Cash Redemption Risk.** The Fund’s investment strategy will require it to redeem shares for cash or to otherwise include cash as part of its redemption proceeds. The Fund may be required to sell or unwind portfolio investments in order to obtain the cash needed to distribute redemption proceeds. This may cause the Fund to recognize a capital gain that it might not have recognized if it had made a redemption in-kind. As a result, the Fund may pay out higher annual capital gain distributions than if the in-kind redemption process was used.
- **Consumer Discretionary Sector Risk.** The Fund currently invests a significant portion of its assets in the consumer discretionary sector, and therefore the Fund’s performance could be negatively impacted by events affecting this sector. The consumer discretionary sector includes, for example, automobile, textile, retail, and media companies. This sector can be significantly affected by, among other things, economic growth, worldwide demand, social trends, consumers’ disposable income levels, and propensity to spend.
- **Currency Exchange Rate Risk.** The Fund uses various strategies to attempt to minimize the impact of changes in the value of the euro against the U.S. dollar. These strategies may not be successful. In order to minimize transaction costs, or for other reasons, the Fund’s exposure to the euro may not be fully hedged at all times. Currency exchange rates can be very volatile and can change quickly and unpredictably. Therefore, the value of an investment in the Fund may also go up or down quickly and unpredictably and investors may lose money.
- **Cyber Security Risk.** The Fund and its service providers may be susceptible to operational and information security risks resulting from a breach in cyber security, including cyber-attacks. A breach in cyber security, intentional or unintentional, may adversely impact the Fund in many ways, including, but not limited to, disruption of the Fund’s operational capacity, loss of proprietary information, theft or corruption of data, denial-of-service attacks on websites or network resources, and the unauthorized release of confidential information. Cyber-attacks affecting the Fund’s third-party service providers, market makers, Authorized Participants, or the issuers of securities in which the Fund invests may subject the Fund to many of the same risks associated with direct cyber security breaches.
- **Derivatives Risk.** The Fund invests in derivatives. Derivatives are financial instruments that derive their performance from an underlying reference asset, such as a commodity, index, interest rate or inflation rate. The return on a derivative instrument may not correlate with the return of its underlying reference asset. Derivatives are subject to a number of risks described elsewhere in the Fund’s Prospectus, such as market risk and issuer-specific risk. Derivatives can be volatile and may be less liquid than other securities. As a result, the value of an investment in the Fund may change quickly and without warning and you may lose money. In addition to the other risks associated with the use of derivatives described elsewhere in this Prospectus, there are risks associated with the Fund’s use of forward currency contracts and/or futures contracts. With respect to forward currency contracts, these risks include but are not limited to the risk that the counterparty will default on its obligations. With respect to futures contracts, these risks include but are not limited to: (1) the success of the adviser’s and sub-adviser’s ability to predict movements in the prices of individual currencies or securities, fluctuations in markets and movements in interest rates; (2) an imperfect or no correlation between the changes in market value of the currencies or securities and the prices of futures contracts; and (3) no guarantee that an active market will exist for the contracts at any particular time.
- **Financial Sector Risk.** The Fund currently invests a significant portion of its assets in the financial sector, and therefore the Fund’s performance could be negatively impacted by events affecting this sector. The financial sector includes, for example, banks and financial institutions providing mortgage and mortgage related services. This sector can be significantly affected by, among other things, changes in interest rates, government regulation, the rate of defaults on corporate, consumer and government debt, the availability and cost of capital, and fallout from the housing and sub-prime mortgage crisis.
- **Foreign Securities Risk.** Investments in non-U.S. securities involve political, regulatory, and economic risks that may not be present in U.S. securities. For example, investments in non-U.S. securities may be subject to risk of loss due to foreign currency fluctuations, political or economic instability, or geographic events that adversely impact issuers of foreign securities. Investments in non-U.S. securities also may be subject to withholding or



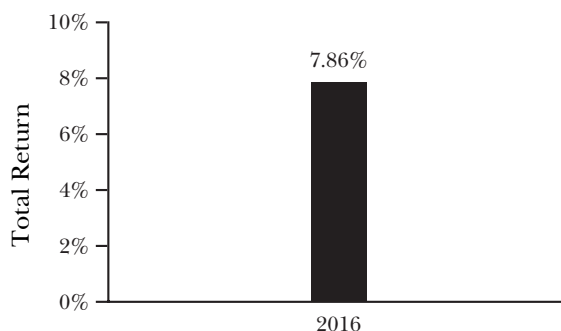
other taxes and may be subject to additional trading, settlement, custodial, and operational risks. These and other factors can make investments in the Fund more volatile and potentially less liquid than other types of investments and may be heightened in connection with investments in developing or emerging markets countries.

- **Geographic Concentration in Europe.** Because the Fund invests primarily in the securities of companies in Europe, the Fund's performance is expected to be closely tied to social, political, and economic conditions within Europe and to be more volatile than the performance of more geographically diversified funds. Most developed countries in Western Europe are members of the European Union ("EU"), many are also members of the European Economic and Monetary Union ("EMU"), and most EMU members are part of the euro zone, a group of EMU countries that share the euro as their common currency. Members of the EMU must comply with restrictions on inflation rates, deficits, debt levels, and fiscal and monetary controls. The implementation of any such restrictions or controls, the default of an EU member country on its sovereign debt, significant fluctuations in the euro's exchange rate, or a change in governmental or EU trade regulations could each have a significant impact on the economies of some or all European countries. Further, in June 2016, the United Kingdom voted in a referendum to leave the EU. As a result of the referendum, Standard & Poor's ("S&P") downgraded the United Kingdom's credit rating from "AAA" to "AA" and the EU's credit rating from "AA+" to "AA" in the days that followed the vote. It is currently expected that the United Kingdom will withdraw from the EU by March 2019, but the precise timeframe for "Brexit" is uncertain. It is also unclear how withdrawal negotiations will be conducted and what the potential consequences may be. Brexit may have a significant impact on the economies of the United Kingdom and Europe as well as the broader global economy, which may result in increased volatility and illiquidity, and potentially lower economic growth in these markets that could potentially have an adverse effect on the value of the Fund's investments. The Fund currently invests a significant portion of its assets in companies organized in Italy, Germany and France, although this may change from time to time.
- **Geopolitical Risk.** Some countries and regions in which the Fund invests have experienced security concerns, war, threats of war, aggression and/or conflict, terrorism, economic uncertainty, natural and environmental disasters and/or systemic market dislocations (including due to events outside of such countries or regions) that have led, and in the future may lead, to increased short-term market volatility and may have adverse long-term effects on the U.S. and world economies and markets generally, each of which may negatively impact the Fund's investments.
- **Hedging Risk.** Derivatives used by the Fund to offset its exposure to foreign currencies represented in the Index may not perform as intended. There can be no assurance that the Fund's hedging transactions will be effective. The value of an investment in the Fund could be significantly and negatively impacted if foreign currencies represented in the Index appreciate at the same time that the value of the Fund's equity holdings fall.
- **Industrial Sector Risk.** The Fund currently invests a significant portion of its assets in the industrial sector, and therefore the Fund's performance could be negatively impacted by events affecting this sector. The industrial sector includes, for example, aerospace and defense, non-residential construction, engineering, machinery, transportation, and commercial and professional services companies. The industrial sector can be significantly affected by, among other things, worldwide economy growth, supply and demand for specific products and services, rapid technological developments, and government regulation.
- **Index and Data Risk.** The Fund is not "actively" managed and seeks to track the price and yield performance, before fees and expenses, of the Index. The Index provider has the right to make adjustments to the Index or to cease making the Index available without regard to the particular interests of the Fund or its shareholders. If the computers or other facilities of the Index provider, Index calculation agent, data providers and/or relevant stock exchange malfunction for any reason, calculation and dissemination of Index values may be delayed and trading in Fund shares may be suspended for a period of time. Errors in Index data, Index calculations and/or the construction of the Index may occur from time to time and may not be identified and/or corrected by the Index provider, Index calculation agent or other applicable party for a period of time or at all, which may have an adverse impact on the Fund and its shareholders. The potential risk of continuing error may be particularly heightened in the case of the Index, which is generally not used as a benchmark by other funds or managers.
- **Investment Style Risk.** The Fund invests in the securities included in, or representative of, the Index regardless of their investment merit. The Fund does not attempt to outperform the Index or take defensive positions in declining markets. As a result, the Fund's performance may be adversely affected by a general decline in the market segments relating to the Index.

- **Issuer-Specific Risk.** Issuer-specific events, including changes in the actual or perceived financial condition of an issuer, can have a negative impact on the value of the Fund.
- **Non-Correlation Risk.** As with all index funds, the performance of the Fund and its Index may differ from each other for a variety of reasons.
- **Non-Diversification Risk.** The Fund is considered to be non-diversified, which means that it may invest more of its assets in the securities of a single issuer or a smaller number of issuers than if it were a diversified fund. To the extent the Fund invests a significant percentage of its assets in a limited number of issuers, the Fund is subject to the risks of investing in those few issuers, and may be more susceptible to a single adverse economic or regulatory occurrence. As a result, changes in the market value of a single security could cause greater fluctuations in the value of Fund shares than would occur in a diversified fund.
- **Operational Risk.** The Fund and its service providers may experience disruptions that arise from human error, processing and communications errors, counterparty or third-party errors, technology or systems failures, any of which may have an adverse impact on the Fund.
- **Small-Capitalization Investing Risk.** The Fund invests primarily in the securities of small-capitalization companies. As a result, the Fund may be more volatile than funds that invest in larger, more established companies. The securities of small-capitalization companies generally trade in lower volumes and are subject to greater and more unpredictable price changes than larger capitalization stocks or the stock market as a whole. Small-capitalization companies may be particularly sensitive to adverse economic developments as well as changes in interest rates, government regulation, borrowing costs and earnings.

### Fund Performance

Historical Fund performance, which varies over time, can provide an indication of the risks of investing in the Fund. The bar chart that follows shows the annual total returns of the Fund for each full calendar year since the Fund commenced operations. The table that follows the bar chart shows the Fund's average annual total returns, both before and after taxes. This table also shows how the Fund's performance compares to the Index and that of a relevant broad-based securities index. Index returns do not reflect deductions for fees, expenses or taxes. All returns assume reinvestment of dividends and distributions. The Fund's past performance (before and after taxes) is not necessarily an indication of how the Fund will perform in the future.



The Fund's year-to-date total return as of June 30, 2017 was 14.41%.

### Best and Worst Quarter Returns (for the periods reflected in the bar chart above)

	Return	Quarter/Year
Highest Return	7.44%	3Q/2016
Lowest Return	(3.20)%	1Q/2016

After-tax returns are calculated using the highest historical individual federal marginal income tax rates and do not reflect the impact of state and local taxes. Actual after-tax returns depend on your tax situation and may differ from those shown and are not relevant if you hold your shares through tax-deferred arrangements, such as 401(k) plans or individual retirement accounts. In some cases the return after taxes may exceed the return before taxes due to an assumed tax benefit from any losses on a sale of Fund shares at the end of the measurement period.

**Average Annual Total Returns for the periods ending December 31, 2016**

<b>WisdomTree Europe Hedged SmallCap Equity Fund</b>	<b>1 Year</b>	<b>Since Inception March 4, 2015</b>
Return Before Taxes Based on NAV	7.86%	6.29%
Return After Taxes on Distributions	7.45%	5.37%
Return After Taxes on Distributions and Sale of Fund Shares	5.24%	4.79%
WisdomTree Europe Hedged SmallCap Equity Index (Reflects no deduction for fees, expenses or taxes)	8.45%	6.60%
MSCI EMU Small Cap Local Currency Index (Reflects no deduction for fees, expenses or taxes)	3.23%	5.57%

**Management****Investment Adviser and Sub-Adviser**

WisdomTree Asset Management, Inc. serves as investment adviser to the Fund. Mellon Capital Management Corporation serves as sub-adviser to the Fund.

**Portfolio Managers**

The Fund is managed by Mellon Capital's Equity Portfolio Management team. The individual members of the team jointly and primarily responsible for the day-to-day management of the Fund's portfolio are described below.

Karen Q. Wong, CFA, a Managing Director, Head of Equity Portfolio Management, has been a portfolio manager of the Fund since its inception in March 2015.

Richard A. Brown, CFA, a Managing Director and Senior Portfolio Manager, Equity Portfolio Management, has been a portfolio manager of the Fund since its inception in March 2015.

Thomas J. Durante, CFA, a Managing Director and Senior Portfolio Manager, Equity Portfolio Management, has been a portfolio manager of the Fund since its inception in March 2015.

**Buying and Selling Fund Shares**

The Fund is an ETF. This means that shares of the Fund are listed on a national securities exchange, such as NYSE Arca, and trade at market prices. Most investors will buy and sell shares of the Fund through brokers. Because Fund shares trade at market prices rather than NAV, shares may trade at a price greater than NAV (premium) or less than NAV (discount).

The Fund issues and redeems shares at NAV only in large blocks of shares ("Creation Units"), which only certain institutions or large investors (typically market makers or other broker-dealers) may purchase or redeem. Currently, Creation Units generally consist of 50,000 shares, though this may change from time to time. Creation Units are not expected to consist of less than 25,000 shares. The Fund issues and redeems Creation Units in exchange for a portfolio of securities and/or U.S. cash.

**Tax Information**

The Fund intends to make distributions that may be taxed as ordinary income, qualified dividend income, or capital gains.

**Payments to Broker-Dealers and Other Financial Intermediaries**

If you purchase shares of the Fund through a broker-dealer or other financial intermediary (such as a bank) (an "Intermediary"), WisdomTree Asset Management or its affiliates may pay Intermediaries for certain activities related to the Fund, including participation in activities that are designed to make Intermediaries more knowledgeable about exchange traded products, including the Fund, or for other activities, such as marketing, educational training or other initiatives related to the sale or promotion of Fund shares. These payments may create a conflict of interest by influencing the Intermediary and your salesperson to recommend the Fund over another investment. Any such arrangements do not result in increased Fund expenses. Ask your salesperson or visit the Intermediary's website for more information.

# WisdomTree United Kingdom Hedged Equity Fund

## Investment Objective

The WisdomTree United Kingdom Hedged Equity Fund (the “Fund”) seeks to track the price and yield performance, before fees and expenses, of the WisdomTree United Kingdom Hedged Equity Index (the “Index”).

## Fees and Expenses of the Fund

The following table describes the fees and expenses you may pay if you buy and hold shares of the Fund. The fees are expressed as a percentage of the Fund’s average net assets.

<b>Shareholder Fees</b> (fees paid directly from your investment)	None
<b>Annual Fund Operating Expenses</b> (expenses that you pay each year as a percentage of the value of your investment)	
Management Fees	0.48%
Distribution and/or Service (12b-1) Fees	None
Other Expenses	0.00%
<b>Total Annual Fund Operating Expenses</b>	0.48%

## Example

The following example is intended to help retail investors compare the cost of investing in the Fund with the cost of investing in other funds. It illustrates the hypothetical expenses that such investors would incur over various periods if they were to invest \$10,000 in the Fund for the time periods indicated and then redeem all of the shares at the end of those periods. This example assumes that the Fund provides a return of 5% a year and that operating expenses remain the same. This example does not include the brokerage commissions that retail investors may pay to buy and sell shares of the Fund. Although your actual costs may be higher or lower, based on these assumptions, your costs would be:

	<b>1 Year</b>	<b>3 Years</b>	<b>5 Years</b>	<b>10 Years</b>
	\$ 49	\$ 154	\$ 269	\$ 604

## Portfolio Turnover

The Fund pays transaction costs, such as commissions, when it buys and sells securities (or “turns over” its portfolio). A higher portfolio turnover rate may indicate higher transaction costs and may result in higher taxes when Fund shares are held in a taxable account. These costs, which are not reflected in annual fund operating expenses or in the example, affect the Fund’s performance. During the most recent fiscal year, the Fund’s portfolio turnover rate was 44% of the average value of its portfolio, excluding the value of portfolio securities received or delivered as a result of in-kind creations or redemptions of the Fund’s capital shares.

## Principal Investment Strategies of the Fund

The Fund employs a “passive management” – or indexing – investment approach designed to track the performance of the Index. The Fund generally uses a representative sampling strategy to achieve its investment objective, meaning it generally will invest in a sample of the securities in the Index whose risk, return and other characteristics resemble the risk, return and other characteristics of the Index as a whole. Under normal circumstances, at least 80% of the Fund’s total assets (exclusive of collateral held from securities lending) will be invested in component securities of the Index and investments that have economic characteristics that are substantially identical to the economic characteristics of such component securities.

The Index is a dividend weighted index designed to provide exposure to United Kingdom equity markets while at the same time neutralizing exposure to fluctuations of the value of the British pound relative to the U.S. dollar. The Index consists of dividend-paying companies incorporated in the United Kingdom and traded on the London Stock Exchange in British pounds that derive less than 80% of their revenue from sources in the United Kingdom. By excluding companies that derive 80% or more of their revenue from the United Kingdom, the Index is tilted towards companies with a more significant global revenue base. To be eligible for inclusion in the Index, a company must meet the following criteria: (i) payment of at least \$5 million in cash dividends on common shares in the annual cycle prior to the annual Index screening date; (ii) market capitalization of at least \$1 billion as of the annual Index screening date; (iii) average daily dollar trading volume of at least \$100,000 for the three months

preceding the annual Index screening date; and (iv) trading of at least 250,000 shares per month for each of the six months preceding the annual Index screening date.

Securities are weighted in the Index based on dividends paid over the prior annual cycle. Companies that pay a greater total dollar amount of dividends are more heavily weighted. To derive a company's initial Index weight, (i) *multiply* the U.S. dollar value of the company's annual gross dividend per share by the number of common shares outstanding for that company (the "Cash Dividend Factor"); (ii) calculate the Cash Dividend Factor for each company; (iii) add together all of the companies' Cash Dividend Factors; and (iv) *divide* the company's Cash Dividend Factor by the sum of all Cash Dividend Factors. At the time of the Index's annual screening date, the maximum weight of any single security in the Index is capped at 5% and the maximum weight of any one sector in the Index is capped at 25%; however, security and/or sector weights may fluctuate above the specified cap in response to market conditions and/or the application of volume factor adjustments. The Index methodology applies a volume factor adjustment to reduce a component security's weight in the Index and reallocate the reduction in weight pro rata among the other securities if, as of the annual Index screening date, a component security no longer meets certain trading volume thresholds.

WisdomTree Investments, Inc. ("WisdomTree Investments"), as Index provider, currently uses Standard & Poor's Global Industry Classification Standards ("S&P GICS") to define companies within a sector. The following sectors are included in the Index: consumer discretionary, consumer staples, energy, financials, health care, industrials, information technology, materials, real estate, telecommunication services, and utilities. A sector is comprised of multiple industries. For example, the energy sector is comprised of companies in, among others, the natural gas, oil and petroleum industries. As of June 30, 2017, a significant portion of the Index is comprised of companies in the consumer staples and energy sectors.

The Index "hedges" against fluctuations in the relative value of the British pound against the U.S. dollar. The Index is designed to have higher returns than an equivalent unhedged investment when the British pound is weakening relative to the U.S. dollar. Conversely, the Index is designed to have lower returns than an equivalent unhedged investment when the British pound is rising relative to the U.S. dollar. The Index applies an applicable published one-month currency forward rate to the total equity exposure to the United Kingdom to hedge against fluctuations in the relative value of the British pound against the U.S. dollar.

Forward currency contracts or futures contracts are used to offset the Fund's exposure to the British pound. The amount of forward contracts and futures contracts in the Fund is based on the aggregate exposure of the Fund and Index to the British pound. While this approach is designed to minimize the impact of currency fluctuations on Fund returns, it does not necessarily eliminate the Fund's exposure to the British pound. The return of the forward currency contracts and currency futures contracts may not perfectly offset the actual fluctuations between the British pound and the U.S. dollar.

To the extent the Index concentrates (*i.e.*, holds 25% or more of its total assets) in the securities of a particular industry or group of industries, the Fund will concentrate its investments to approximately the same extent as the Index.

### **Principal Risks of Investing in the Fund**

You can lose money on your investment in the Fund. The Fund is subject to the risks described below. Some or all of these risks may adversely affect the Fund's net asset value per share ("NAV"), trading price, yield, total return and/or ability to meet its objectives. For more information about the risks of investing in the Fund, see the sections in the Fund's Prospectus titled "Additional Principal Risk Information About the Funds" and "Additional Non-Principal Risk Information."

- **Investment Risk.** As with all investments, an investment in the Fund is subject to investment risk. Investors in the Fund could lose money, including the possible loss of the entire principal amount of an investment, over short or long periods of time.
- **Market Risk.** The trading prices of equity securities and other instruments fluctuate in response to a variety of factors, such as economic, financial or political events that impact the entire market, market segments, or specific issuers. The Fund's NAV and market price may fluctuate significantly in response to these and other factors. As a result, an investor could lose money over short or long periods of time.
- **Shares of the Fund May Trade at Prices Other Than NAV.** As with all exchange-traded funds ("ETFs"), Fund shares may be bought and sold in the secondary market at market prices. The trading prices of the Fund's shares in the secondary market generally differ from the Fund's daily NAV and there may be times when the market



price of the shares is more than the NAV (premium) or less than the NAV (discount). This risk is heightened in times of market volatility or periods of steep market declines. Because securities held by the Fund trade on foreign exchanges that are closed when the Fund's primary listing exchange is open, the Fund is likely to experience premiums and discounts greater than those of domestic ETFs.

- **Cash Redemption Risk.** The Fund's investment strategy will require it to redeem shares for cash or to otherwise include cash as part of its redemption proceeds. The Fund may be required to sell or unwind portfolio investments in order to obtain the cash needed to distribute redemption proceeds. This may cause the Fund to recognize a capital gain that it might not have recognized if it had made a redemption in-kind. As a result, the Fund may pay out higher annual capital gain distributions than if the in-kind redemption process was used.
- **Consumer Staples Sector Risk.** The Fund currently invests a significant portion of its assets in the consumer staples sector, and therefore the Fund's performance could be negatively impacted by events affecting this sector. The consumer staples sector includes, for example, food and drug retail and companies whose primary lines of business are food, beverage and other household items, including agricultural products. This sector can be significantly affected by, among other things, changes in price and availability of underlying commodities, rising energy prices and global and economic conditions.
- **Currency Exchange Rate Risk.** The Fund uses various strategies to attempt to minimize the impact of changes in the value of the British pound against the U.S. dollar. These strategies may not be successful. In order to minimize transaction costs, or for other reasons, the Fund's exposure to the British pound may not be fully hedged at all times. Currency exchange rates can be very volatile and can change quickly and unpredictably. Therefore, the value of an investment in the Fund may also go up or down quickly and unpredictably and investors may lose money.
- **Cyber Security Risk.** The Fund and its service providers may be susceptible to operational and information security risks resulting from a breach in cyber security, including cyber-attacks. A breach in cyber security, intentional or unintentional, may adversely impact the Fund in many ways, including, but not limited to, disruption of the Fund's operational capacity, loss of proprietary information, theft or corruption of data, denial-of-service attacks on websites or network resources, and the unauthorized release of confidential information. Cyber-attacks affecting the Fund's third-party service providers, market makers, Authorized Participants, or the issuers of securities in which the Fund invests may subject the Fund to many of the same risks associated with direct cyber security breaches.
- **Derivatives Risk.** The Fund invests in derivatives. Derivatives are financial instruments that derive their performance from an underlying reference asset, such as a commodity, index, interest rate or inflation rate. The return on a derivative instrument may not correlate with the return of its underlying reference asset. Derivatives are subject to a number of risks described elsewhere in the Fund's Prospectus, such as market risk and issuer-specific risk. Derivatives can be volatile and may be less liquid than other securities. As a result, the value of an investment in the Fund may change quickly and without warning and you may lose money. In addition to the other risks associated with the use of derivatives described elsewhere in this Prospectus, there are risks associated with the Fund's use of forward currency contracts and/or futures contracts. With respect to forward currency contracts, these risks include but are not limited to the risk that the counterparty will default on its obligations. With respect to futures contracts, these risks include but are not limited to: (1) the success of the adviser's and sub-adviser's ability to predict movements in the prices of individual currencies or securities, fluctuations in markets and movements in interest rates; (2) an imperfect or no correlation between the changes in market value of the currencies or securities and the prices of futures contracts; and (3) no guarantee that an active market will exist for the contracts at any particular time.
- **Energy Sector Risk.** The Fund currently invests a significant portion of its assets in the energy sector, and therefore the Fund's performance could be negatively impacted by events affecting this sector. The energy sector includes, for example, oil, gas, and consumable fuel companies. This sector can be significantly affected by, among other things, worldwide economic growth, worldwide demand, political instability in the Middle East, eastern Europe or other oil or gas producing regions, and volatile oil prices.
- **Foreign Securities Risk.** Investments in non-U.S. securities involve political, regulatory, and economic risks that may not be present in U.S. securities. For example, investments in non-U.S. securities may be subject to risk of loss due to foreign currency fluctuations, political or economic instability, or geographic events that adversely impact issuers of foreign securities. Investments in non-U.S. securities also may be subject to withholding or other taxes and may be subject to additional trading, settlement, custodial, and operational risks. These and

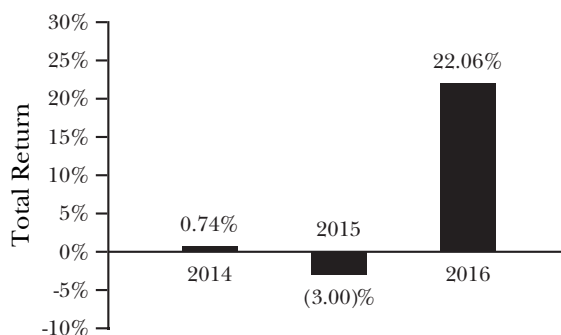
other factors can make investments in the Fund more volatile and potentially less liquid than other types of investments and may be heightened in connection with investments in developing or emerging markets countries.

- **Geographic Concentration in the United Kingdom.** Because the Fund concentrates its investments in the United Kingdom, the Fund's performance is expected to be closely tied to social, political, and economic conditions within the United Kingdom and to be more volatile than the performance of more geographically diversified funds. The United Kingdom has one of the largest economies in Europe and trades heavily with other European countries and the United States. The economy of the United Kingdom may be impacted by changes to the economic health of other European countries and the United States. The United Kingdom also relies heavily on the export of financial services. Accordingly, a slowdown in the financial services sector may have an adverse impact on the United Kingdom's economy. These and other factors could have a negative impact on the Fund's performance and increase the volatility of an investment in the Fund. Further, in June 2016, the United Kingdom voted in a referendum to leave the EU. As a result of the referendum, Standard & Poor's ("S&P") downgraded the United Kingdom's credit rating from "AAA" to "AA" and the EU's credit rating from "AA+" to "AA" in the days that followed the vote. It is currently expected that the United Kingdom will withdraw from the EU by March 2019, but the precise timeframe for "Brexit" is uncertain. It is also unclear how withdrawal negotiations will be conducted and what the potential consequences may be. Brexit may have a significant impact on the economies of the United Kingdom and Europe as well as the broader global economy, which may result in increased volatility and illiquidity, and potentially lower economic growth in these markets that could potentially have an adverse effect on the value of the Fund's investments.
- **Geopolitical Risk.** Some countries and regions in which the Fund invests have experienced security concerns, war, threats of war, aggression and/or conflict, terrorism, economic uncertainty, natural and environmental disasters and/or systemic market dislocations (including due to events outside of such countries or regions) that have led, and in the future may lead, to increased short-term market volatility and may have adverse long-term effects on the U.S. and world economies and markets generally, each of which may negatively impact the Fund's investments.
- **Hedging Risk.** Derivatives used by the Fund to offset its exposure to foreign currencies represented in the Index may not perform as intended. There can be no assurance that the Fund's hedging transactions will be effective. The value of an investment in the Fund could be significantly and negatively impacted if foreign currencies represented in the Index appreciate at the same time that the value of the Fund's equity holdings fall.
- **Index and Data Risk.** The Fund is not "actively" managed and seeks to track the price and yield performance, before fees and expenses, of the Index. The Index provider has the right to make adjustments to the Index or to cease making the Index available without regard to the particular interests of the Fund or its shareholders. If the computers or other facilities of the Index provider, Index calculation agent, data providers and/or relevant stock exchange malfunction for any reason, calculation and dissemination of Index values may be delayed and trading in Fund shares may be suspended for a period of time. Errors in Index data, Index calculations and/or the construction of the Index may occur from time to time and may not be identified and/or corrected by the Index provider, Index calculation agent or other applicable party for a period of time or at all, which may have an adverse impact on the Fund and its shareholders. The potential risk of continuing error may be particularly heightened in the case of the Index, which is generally not used as a benchmark by other funds or managers.
- **Investment Style Risk.** The Fund invests in the securities included in, or representative of, the Index regardless of their investment merit. The Fund does not attempt to outperform the Index or take defensive positions in declining markets. As a result, the Fund's performance may be adversely affected by a general decline in the market segments relating to the Index.
- **Issuer-Specific Risk.** Issuer-specific events, including changes in the actual or perceived financial condition of an issuer, can have a negative impact on the value of the Fund.
- **Large-Capitalization Investing Risk.** The Fund may invest in the securities of large-capitalization companies. As a result, the Fund's performance may be adversely affected if securities of large-capitalization companies underperform securities of smaller-capitalization companies or the market as a whole. Large-capitalization companies may adapt more slowly to new competitive challenges and be subject to slower growth during times of economic expansion.
- **Non-Correlation Risk.** As with all index funds, the performance of the Fund and its Index may differ from each other for a variety of reasons.

- **Non-Diversification Risk.** The Fund is considered to be non-diversified, which means that it may invest more of its assets in the securities of a single issuer or a smaller number of issuers than if it were a diversified fund. To the extent the Fund invests a significant percentage of its assets in a limited number of issuers, the Fund is subject to the risks of investing in those few issuers, and may be more susceptible to a single adverse economic or regulatory occurrence. As a result, changes in the market value of a single security could cause greater fluctuations in the value of Fund shares than would occur in a diversified fund.
- **Operational Risk.** The Fund and its service providers may experience disruptions that arise from human error, processing and communications errors, counterparty or third-party errors, technology or systems failures, any of which may have an adverse impact on the Fund.

### Fund Performance

Historical Fund performance, which varies over time, can provide an indication of the risks of investing in the Fund. The bar chart that follows shows the annual total returns of the Fund for each full calendar year since the Fund commenced operations. The table that follows the bar chart shows the Fund's average annual total returns, both before and after taxes. This table also shows how the Fund's performance compares to the Index and that of a relevant broad-based securities index. Index returns do not reflect deductions for fees, expenses or taxes. All returns assume reinvestment of dividends and distributions. The Fund's past performance (before and after taxes) is not necessarily an indication of how the Fund will perform in the future.



The Fund's year-to-date total return as of June 30, 2017 was 4.87%.

### Best and Worst Quarter Returns (for the periods reflected in the bar chart above)

	Return	Quarter/Year
Highest Return	8.45%	2Q/2016
Lowest Return	(5.57)%	3Q/2015

After-tax returns are calculated using the highest historical individual federal marginal income tax rates and do not reflect the impact of state and local taxes. Actual after-tax returns depend on your tax situation and may differ from those shown and are not relevant if you hold your shares through tax-deferred arrangements, such as 401(k) plans or individual retirement accounts. In some cases the return after taxes may exceed the return before taxes due to an assumed tax benefit from any losses on a sale of Fund shares at the end of the measurement period.

### Average Annual Total Returns for the periods ending December 31, 2016

WisdomTree United Kingdom Hedged Equity Fund	1 Year	Since Inception June 28, 2013
Return Before Taxes Based on NAV	22.06%	7.84%
Return After Taxes on Distributions	16.00%	5.28%
Return After Taxes on Distributions and Sale of Fund Shares	15.25%	5.65%
WisdomTree United Kingdom Hedged Equity Index (Reflects no deduction for fees, expenses or taxes)	23.35%	8.65%
MSCI United Kingdom Local Currency Index (Reflects no deduction for fees, expenses or taxes)	19.16%	7.54%

## **Management**

### **Investment Adviser and Sub-Adviser**

WisdomTree Asset Management, Inc. serves as investment adviser to the Fund. Mellon Capital Management Corporation serves as sub-adviser to the Fund.

### **Portfolio Managers**

The Fund is managed by Mellon Capital's Equity Portfolio Management team. The individual members of the team jointly and primarily responsible for the day-to-day management of the Fund's portfolio are described below.

Karen Q. Wong, CFA, a Managing Director, Head of Equity Portfolio Management, has been a portfolio manager of the Fund since its inception in June 2013.

Richard A. Brown, CFA, a Managing Director and Senior Portfolio Manager, Equity Portfolio Management, has been a portfolio manager of the Fund since its inception in June 2013.

Thomas J. Durante, CFA, a Managing Director and Senior Portfolio Manager, Equity Portfolio Management, has been a portfolio manager of the Fund since its inception in June 2013.

### **Buying and Selling Fund Shares**

The Fund is an ETF. This means that shares of the Fund are listed on a national securities exchange, such as NASDAQ, and trade at market prices. Most investors will buy and sell shares of the Fund through brokers. Because Fund shares trade at market prices rather than NAV, shares may trade at a price greater than NAV (premium) or less than NAV (discount).

The Fund issues and redeems shares at NAV only in large blocks of shares ("Creation Units"), which only certain institutions or large investors (typically market makers or other broker-dealers) may purchase or redeem. Currently, Creation Units generally consist of 50,000 shares, though this may change from time to time. Creation Units are not expected to consist of less than 25,000 shares. The Fund issues and redeems Creation Units in exchange for a portfolio of securities and/or U.S. cash.

### **Tax Information**

The Fund intends to make distributions that may be taxed as ordinary income, qualified dividend income, or capital gains.

### **Payments to Broker-Dealers and Other Financial Intermediaries**

If you purchase shares of the Fund through a broker-dealer or other financial intermediary (such as a bank) (an "Intermediary"), WisdomTree Asset Management or its affiliates may pay Intermediaries for certain activities related to the Fund, including participation in activities that are designed to make Intermediaries more knowledgeable about exchange traded products, including the Fund, or for other activities, such as marketing, educational training or other initiatives related to the sale or promotion of Fund shares. These payments may create a conflict of interest by influencing the Intermediary and your salesperson to recommend the Fund over another investment. Any such arrangements do not result in increased Fund expenses. Ask your salesperson or visit the Intermediary's website for more information.

# WisdomTree Germany Hedged Equity Fund

## Investment Objective

The WisdomTree Germany Hedged Equity Fund (the “Fund”) seeks to track the price and yield performance, before fees and expenses, of the WisdomTree Germany Hedged Equity Index (the “Index”).

## Fees and Expenses of the Fund

The following table describes the fees and expenses you may pay if you buy and hold shares of the Fund. The fees are expressed as a percentage of the Fund’s average net assets.

<b>Shareholder Fees</b> (fees paid directly from your investment)	None
<b>Annual Fund Operating Expenses</b> (expenses that you pay each year as a percentage of the value of your investment)	
Management Fees	0.48%
Distribution and/or Service (12b-1) Fees	None
Other Expenses	0.00%
<b>Total Annual Fund Operating Expenses</b>	0.48%

## Example

The following example is intended to help retail investors compare the cost of investing in the Fund with the cost of investing in other funds. It illustrates the hypothetical expenses that such investors would incur over various periods if they were to invest \$10,000 in the Fund for the time periods indicated and then redeem all of the shares at the end of those periods. This example assumes that the Fund provides a return of 5% a year and that operating expenses remain the same. This example does not include the brokerage commissions that retail investors may pay to buy and sell shares of the Fund. Although your actual costs may be higher or lower, based on these assumptions, your costs would be:

	<b>1 Year</b>	<b>3 Years</b>	<b>5 Years</b>	<b>10 Years</b>
	\$ 49	\$ 154	\$ 269	\$ 604

## Portfolio Turnover

The Fund pays transaction costs, such as commissions, when it buys and sells securities (or “turns over” its portfolio). A higher portfolio turnover rate may indicate higher transaction costs and may result in higher taxes when Fund shares are held in a taxable account. These costs, which are not reflected in annual fund operating expenses or in the example, affect the Fund’s performance. During the most recent fiscal year, the Fund’s portfolio turnover rate was 28% of the average value of its portfolio, excluding the value of portfolio securities received or delivered as a result of in-kind creations or redemptions of the Fund’s capital shares.

## Principal Investment Strategies of the Fund

The Fund employs a “passive management” – or indexing – investment approach designed to track the performance of the Index. The Fund generally uses a representative sampling strategy to achieve its investment objective, meaning it generally will invest in a sample of the securities in the Index whose risk, return and other characteristics resemble the risk, return and other characteristics of the Index as a whole. Under normal circumstances, at least 80% of the Fund’s total assets (exclusive of collateral held from securities lending) will be invested in component securities of the Index and investments that have economic characteristics that are substantially identical to the economic characteristics of such component securities.

The Index is a dividend weighted index designed to provide exposure to Germany equity markets while at the same time neutralizing exposure to fluctuations of the value of the euro relative to the U.S. dollar. The Index consists of dividend-paying companies incorporated in Germany that trade primarily on German Exchanges and derive less than 80% of their revenue from sources in Germany. By excluding companies that derive 80% or more of their revenue from Germany, the Index is tilted towards companies with a more significant global revenue base. To be eligible for inclusion in the Index, a company must meet the following criteria: (i) payment of at least \$5 million in cash dividends on common shares in the annual cycle prior to the annual Index screening date; (ii) market capitalization of at least \$1 billion as of the annual Index screening date; (iii) average daily dollar trading volume of at least \$100,000 for three months preceding the annual Index screening date; and (iv) trading of at least 250,000 shares per month for each of the six months preceding the annual Index screening date.



Securities are weighted in the Index based on dividends paid over the prior annual cycle. Companies that pay a greater total dollar amount of dividends are more heavily weighted. To derive a company's initial Index weight, (i) *multiply* the U.S. dollar value of the company's annual gross dividend per share by the number of common shares outstanding for that company (the "Cash Dividend Factor"); (ii) calculate the Cash Dividend Factor for each company; (iii) add together all of the companies' Cash Dividend Factors; and (iv) *divide* the company's Cash Dividend Factor by the sum of all Cash Dividend Factors. At the time of the Index's annual screening date, the maximum weight of any one sector in the Index is capped at 25%; however, sector weights may fluctuate above the specified cap in response to market conditions and/or the application of volume factor adjustments. The Index methodology applies a volume factor adjustment to reduce a component security's weight in the Index and reallocate the reduction in weight pro rata among the other securities if, as of the annual Index screening date, a component security no longer meets certain trading volume thresholds.

WisdomTree Investments, Inc. ("WisdomTree Investments"), as Index provider, currently uses Standard & Poor's Global Industry Classification Standards ("S&P GICS") to define companies within a sector. The following sectors are included in the Index: consumer discretionary, consumer staples, energy, financials, health care, industrials, information technology, materials, real estate, telecommunication services, and utilities. A sector is comprised of multiple industries. For example, the energy sector is comprised of companies in, among others, the natural gas, oil and petroleum industries. As of June 30, 2017, a significant portion of the Index is comprised of companies in the consumer discretionary, financial and industrial sectors.

The Index "hedges" against fluctuations in the relative value of the euro against the U.S. dollar. The Index is designed to have higher returns than an equivalent unhedged investment when the euro is weakening relative to the U.S. dollar. Conversely, the Index is designed to have lower returns than an equivalent unhedged investment when the euro is rising relative to the U.S. dollar. The Index applies an applicable published one-month currency forward rate to the total equity exposure to Germany to hedge against fluctuations in the relative value of the euro against the U.S. dollar.

Forward currency contracts or futures contracts are used to offset the Fund's exposure to the euro. The amount of forward contracts and futures contracts in the Fund is based on the aggregate exposure of the Fund and Index to the euro. While this approach is designed to minimize the impact of currency fluctuations on Fund returns, it does not necessarily eliminate the Fund's exposure to the euro. The return of the forward currency contracts and currency futures contracts may not perfectly offset the actual fluctuations between the euro and the U.S. dollar.

To the extent the Index concentrates (*i.e.*, holds 25% or more of its total assets) in the securities of a particular industry or group of industries, the Fund will concentrate its investments to approximately the same extent as the Index.

### **Principal Risks of Investing in the Fund**

You can lose money on your investment in the Fund. The Fund is subject to the risks described below. Some or all of these risks may adversely affect the Fund's net asset value per share ("NAV"), trading price, yield, total return and/or ability to meet its objectives. For more information about the risks of investing in the Fund, see the sections in the Fund's Prospectus titled "Additional Principal Risk Information About the Funds" and "Additional Non-Principal Risk Information."

- **Investment Risk.** As with all investments, an investment in the Fund is subject to investment risk. Investors in the Fund could lose money, including the possible loss of the entire principal amount of an investment, over short or long periods of time.
- **Market Risk.** The trading prices of equity securities and other instruments fluctuate in response to a variety of factors, such as economic, financial or political events that impact the entire market, market segments, or specific issuers. The Fund's NAV and market price may fluctuate significantly in response to these and other factors. As a result, an investor could lose money over short or long periods of time.
- **Shares of the Fund May Trade at Prices Other Than NAV.** As with all exchange-traded funds ("ETFs"), Fund shares may be bought and sold in the secondary market at market prices. The trading prices of the Fund's shares in the secondary market generally differ from the Fund's daily NAV and there may be times when the market price of the shares is more than the NAV (premium) or less than the NAV (discount). This risk is heightened in times of market volatility or periods of steep market declines. Because securities held by the Fund trade on foreign exchanges that are closed when the Fund's primary listing exchange is open, the Fund is likely to experience premiums and discounts greater than those of domestic ETFs.

- **Cash Redemption Risk.** The Fund's investment strategy will require it to redeem shares for cash or to otherwise include cash as part of its redemption proceeds. The Fund may be required to sell or unwind portfolio investments in order to obtain the cash needed to distribute redemption proceeds. This may cause the Fund to recognize a capital gain that it might not have recognized if it had made a redemption in-kind. As a result, the Fund may pay out higher annual capital gain distributions than if the in-kind redemption process was used.
- **Consumer Discretionary Sector Risk.** The Fund currently invests a significant portion of its assets in the consumer discretionary sector, and therefore the Fund's performance could be negatively impacted by events affecting this sector. The consumer discretionary sector includes, for example, automobile, textile, retail, and media companies. This sector can be significantly affected by, among other things, economic growth, worldwide demand, social trends, consumers' disposable income levels, and propensity to spend.
- **Currency Exchange Rate Risk.** The Fund uses various strategies to attempt to minimize the impact of changes in the value of the euro against the U.S. dollar. These strategies may not be successful. In order to minimize transaction costs, or for other reasons, the Fund's exposure to the euro may not be fully hedged at all times. Currency exchange rates can be very volatile and can change quickly and unpredictably. Therefore, the value of an investment in the Fund may also go up or down quickly and unpredictably and investors may lose money.
- **Cyber Security Risk.** The Fund and its service providers may be susceptible to operational and information security risks resulting from a breach in cyber security, including cyber-attacks. A breach in cyber security, intentional or unintentional, may adversely impact the Fund in many ways, including, but not limited to, disruption of the Fund's operational capacity, loss of proprietary information, theft or corruption of data, denial-of-service attacks on websites or network resources, and the unauthorized release of confidential information. Cyber-attacks affecting the Fund's third-party service providers, market makers, Authorized Participants, or the issuers of securities in which the Fund invests may subject the Fund to many of the same risks associated with direct cyber security breaches.
- **Derivatives Risk.** The Fund invests in derivatives. Derivatives are financial instruments that derive their performance from an underlying reference asset, such as a commodity, index, interest rate or inflation rate. The return on a derivative instrument may not correlate with the return of its underlying reference asset. Derivatives are subject to a number of risks described elsewhere in the Fund's Prospectus, such as market risk and issuer-specific risk. Derivatives can be volatile and may be less liquid than other securities. As a result, the value of an investment in the Fund may change quickly and without warning and you may lose money. In addition to the other risks associated with the use of derivatives described elsewhere in this Prospectus, there are risks associated with the Fund's use of forward currency contracts and/or futures contracts. With respect to forward currency contracts, these risks include but are not limited to the risk that the counterparty will default on its obligations. With respect to futures contracts, these risks include but are not limited to: (1) the success of the adviser's and sub-adviser's ability to predict movements in the prices of individual currencies or securities, fluctuations in markets and movements in interest rates; (2) an imperfect or no correlation between the changes in market value of the currencies or securities and the prices of futures contracts; and (3) no guarantee that an active market will exist for the contracts at any particular time.
- **Financial Sector Risk.** The Fund currently invests a significant portion of its assets in the financial sector, and therefore the Fund's performance could be negatively impacted by events affecting this sector. The financial sector includes, for example, banks and financial institutions providing mortgage and mortgage related services. This sector can be significantly affected by, among other things, changes in interest rates, government regulation, the rate of defaults on corporate, consumer and government debt, the availability and cost of capital, and fallout from the housing and sub-prime mortgage crisis.
- **Foreign Securities Risk.** Investments in non-U.S. securities involve political, regulatory, and economic risks that may not be present in U.S. securities. For example, investments in non-U.S. securities may be subject to risk of loss due to foreign currency fluctuations, political or economic instability, or geographic events that adversely impact issuers of foreign securities. Investments in non-U.S. securities also may be subject to withholding or other taxes and may be subject to additional trading, settlement, custodial, and operational risks. These and other factors can make investments in the Fund more volatile and potentially less liquid than other types of investments and may be heightened in connection with investments in developing or emerging markets countries.
- **Geographic Concentration in Germany.** Because the Fund invests primarily in the securities of companies in Germany, the Fund's performance is expected to be closely tied to social, political, and economic conditions within Germany and to be more volatile than the performance of more geographically diversified funds.

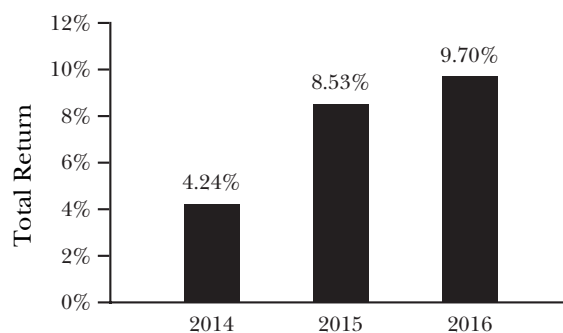
Germany is a member of the European Economic and Monetary Union (“EMU”) and the eurozone. Members of the EMU must comply with restrictions on inflation rates, deficits, debt levels, and fiscal and monetary controls. The implementation of any such restrictions or controls, the default of an EU member country on its sovereign debt, significant fluctuations in the euro’s exchange rate, or a change in EU or governmental trade regulations could each have a significant impact on the German economy as well as the economies of some or all European countries. In addition, the economy of Germany may be significantly affected by changes in the economies of the EMU members or other European countries. Challenges related to the rebuilding of infrastructure and unemployment in the former area of East Germany may also impact the economy of Germany. These and other factors could have a negative impact on the Fund’s performance. Further, in June 2016, the United Kingdom voted in a referendum to leave the EU. As a result of the referendum, Standard & Poor’s (“S&P”) downgraded the United Kingdom’s credit rating from “AAA” to “AA” and the EU’s credit rating from “AA+” to “AA” in the days that followed the vote. It is currently expected that the United Kingdom will withdraw from the EU by March 2019, but the precise timeframe for “Brexit” is uncertain. It is also unclear how withdrawal negotiations will be conducted and what the potential consequences may be. Brexit may have a significant impact on the economies of the United Kingdom and Europe as well as the broader global economy, which may result in increased volatility and illiquidity, and potentially lower economic growth in these markets that could potentially have an adverse effect on the value of the Fund’s investments.

- **Geopolitical Risk.** Germany has experienced security concerns, war, threats of war, aggression and/or conflict, terrorism, economic uncertainty, natural and environmental disasters and/or systemic market dislocations (including due to events outside of Germany) that have led, and in the future may lead, to increased short-term market volatility and may have adverse long-term effects on the U.S. and world economies and markets generally, each of which may negatively impact the Fund’s investments.
- **Hedging Risk.** Derivatives used by the Fund to offset its exposure to foreign currencies represented in the Index may not perform as intended. There can be no assurance that the Fund’s hedging transactions will be effective. The value of an investment in the Fund could be significantly and negatively impacted if foreign currencies represented in the Index appreciate at the same time that the value of the Fund’s equity holdings fall.
- **Industrial Sector Risk.** The Fund currently invests a significant portion of its assets in the industrial sector, and therefore the Fund’s performance could be negatively impacted by events affecting this sector. The industrial sector includes, for example, aerospace and defense, non-residential construction, engineering, machinery, transportation, and commercial and professional services companies. The industrial sector can be significantly affected by, among other things, worldwide economy growth, supply and demand for specific products and services, rapid technological developments, and government regulation.
- **Index and Data Risk.** The Fund is not “actively” managed and seeks to track the price and yield performance, before fees and expenses, of the Index. The Index provider has the right to make adjustments to the Index or to cease making the Index available without regard to the particular interests of the Fund or its shareholders. If the computers or other facilities of the Index provider, Index calculation agent, data providers and/or relevant stock exchange malfunction for any reason, calculation and dissemination of Index values may be delayed and trading in Fund shares may be suspended for a period of time. Errors in Index data, Index calculations and/or the construction of the Index may occur from time to time and may not be identified and/or corrected by the Index provider, Index calculation agent or other applicable party for a period of time or at all, which may have an adverse impact on the Fund and its shareholders. The potential risk of continuing error may be particularly heightened in the case of the Index, which is generally not used as a benchmark by other funds or managers.
- **Investment Style Risk.** The Fund invests in the securities included in, or representative of, the Index regardless of their investment merit. The Fund does not attempt to outperform the Index or take defensive positions in declining markets. As a result, the Fund’s performance may be adversely affected by a general decline in the market segments relating to the Index.
- **Issuer-Specific Risk.** Issuer-specific events, including changes in the actual or perceived financial condition of an issuer, can have a negative impact on the value of the Fund.
- **Large-Capitalization Investing Risk.** The Fund may invest in the securities of large-capitalization companies. As a result, the Fund’s performance may be adversely affected if securities of large-capitalization companies underperform securities of smaller-capitalization companies or the market as a whole. Large-capitalization companies may adapt more slowly to new competitive challenges and be subject to slower growth during times of economic expansion.

- **Mid-Capitalization Investing Risk.** The Fund may invest in the securities of mid-capitalization companies. As a result, the Fund's performance may be adversely affected if securities of mid-capitalization companies underperform securities of other capitalization ranges or the market as a whole. Securities of mid-capitalization companies are often less stable and more vulnerable to market volatility and adverse economic developments than securities of larger companies.
- **Non-Correlation Risk.** As with all index funds, the performance of the Fund and its Index may differ from each other for a variety of reasons.
- **Non-Diversification Risk.** The Fund is considered to be non-diversified, which means that it may invest more of its assets in the securities of a single issuer or a smaller number of issuers than if it were a diversified fund. To the extent the Fund invests a significant percentage of its assets in a limited number of issuers, the Fund is subject to the risks of investing in those few issuers, and may be more susceptible to a single adverse economic or regulatory occurrence. As a result, changes in the market value of a single security could cause greater fluctuations in the value of Fund shares than would occur in a diversified fund.
- **Operational Risk.** The Fund and its service providers may experience disruptions that arise from human error, processing and communications errors, counterparty or third-party errors, technology or systems failures, any of which may have an adverse impact on the Fund.

### Fund Performance

Historical Fund performance, which varies over time, can provide an indication of the risks of investing in the Fund. The bar chart that follows shows the annual total returns of the Fund for each full calendar year since the Fund commenced operations. The table that follows the bar chart shows the Fund's average annual total returns, both before and after taxes. This table also shows how the Fund's performance compares to the Index and that of a relevant broad-based securities index. Index returns do not reflect deductions for fees, expenses or taxes. All returns assume reinvestment of dividends and distributions. The Fund's past performance (before and after taxes) is not necessarily an indication of how the Fund will perform in the future.



The Fund's year-to-date total return as of June 30, 2017 was 7.41%.

### Best and Worst Quarter Returns (for the periods reflected in the bar chart above)

	Return	Quarter/Year
Highest Return	19.86%	1Q/2015
Lowest Return	(10.68)%	3Q/2015

After-tax returns are calculated using the highest historical individual federal marginal income tax rates and do not reflect the impact of state and local taxes. Actual after-tax returns depend on your tax situation and may differ from those shown and are not relevant if you hold your shares through tax-deferred arrangements, such as 401(k) plans or individual retirement accounts. In some cases the return after taxes may exceed the return before taxes due to an assumed tax benefit from any losses on a sale of Fund shares at the end of the measurement period.

### Average Annual Total Returns for the periods ending December 31, 2016

WisdomTree Germany Hedged Equity Fund	1 Year	Since Inception October 17, 2013
Return Before Taxes Based on NAV	9.70%	9.18%

<b>WisdomTree Germany Hedged Equity Fund</b>	<b>1 Year</b>	<b>Since Inception October 17, 2013</b>
Return After Taxes on Distributions	9.05%	7.79%
Return After Taxes on Distributions and Sale of Fund Shares	6.43%	6.80%
WisdomTree Germany Hedged Equity Index (Reflects no deduction for fees, expenses or taxes)	9.97%	9.37%
MSCI Germany Local Currency Index (Reflects no deduction for fees, expenses or taxes)	5.82%	8.07%

## **Management**

### **Investment Adviser and Sub-Adviser**

WisdomTree Asset Management, Inc. serves as investment adviser to the Fund. Mellon Capital Management Corporation serves as sub-adviser to the Fund.

### **Portfolio Managers**

The Fund is managed by Mellon Capital's Equity Portfolio Management team. The individual members of the team jointly and primarily responsible for the day-to-day management of the Fund's portfolio are described below.

Karen Q. Wong, CFA, a Managing Director, Head of Equity Portfolio Management, has been a portfolio manager of the Fund since its inception in October 2013.

Richard A. Brown, CFA, a Managing Director and Senior Portfolio Manager, Equity Portfolio Management, has been a portfolio manager of the Fund since its inception in October 2013.

Thomas J. Durante, CFA, a Managing Director and Senior Portfolio Manager, Equity Portfolio Management, has been a portfolio manager of the Fund since its inception in October 2013.

### **Buying and Selling Fund Shares**

The Fund is an ETF. This means that shares of the Fund are listed on a national securities exchange, such as NASDAQ, and trade at market prices. Most investors will buy and sell shares of the Fund through brokers. Because Fund shares trade at market prices rather than NAV, shares may trade at a price greater than NAV (premium) or less than NAV (discount).

The Fund issues and redeems shares at NAV only in large blocks of shares ("Creation Units"), which only certain institutions or large investors (typically market makers or other broker-dealers) may purchase or redeem. Currently, Creation Units generally consist of 50,000 shares, though this may change from time to time. Creation Units are not expected to consist of less than 25,000 shares. The Fund issues and redeems Creation Units in exchange for a portfolio of securities and/or U.S. cash.

### **Tax Information**

The Fund intends to make distributions that may be taxed as ordinary income, qualified dividend income, or capital gains.

### **Payments to Broker-Dealers and Other Financial Intermediaries**

If you purchase shares of the Fund through a broker-dealer or other financial intermediary (such as a bank) (an "Intermediary"), WisdomTree Asset Management or its affiliates may pay Intermediaries for certain activities related to the Fund, including participation in activities that are designed to make Intermediaries more knowledgeable about exchange traded products, including the Fund, or for other activities, such as marketing, educational training or other initiatives related to the sale or promotion of Fund shares. These payments may create a conflict of interest by influencing the Intermediary and your salesperson to recommend the Fund over another investment. Any such arrangements do not result in increased Fund expenses. Ask your salesperson or visit the Intermediary's website for more information.



# WisdomTree International Hedged Quality Dividend Growth Fund

## Investment Objective

The WisdomTree International Hedged Quality Dividend Growth Fund (the “Fund”) seeks to track the price and yield performance, before fees and expenses, of the WisdomTree International Hedged Quality Dividend Growth Index (the “Index”).

## Fees and Expenses of the Fund

The following table describes the fees and expenses you may pay if you buy and hold shares of the Fund. The fees are expressed as a percentage of the Fund’s average net assets.

<b>Shareholder Fees</b> (fees paid directly from your investment)	None
<b>Annual Fund Operating Expenses</b> (expenses that you pay each year as a percentage of the value of your investment)	
Management Fees	0.58%
Distribution and/or Service (12b-1) Fees	None
Other Expenses	0.00%
<b>Total Annual Fund Operating Expenses</b>	0.58%

## Example

The following example is intended to help retail investors compare the cost of investing in the Fund with the cost of investing in other funds. It illustrates the hypothetical expenses that such investors would incur over various periods if they were to invest \$10,000 in the Fund for the time periods indicated and then redeem all of the shares at the end of those periods. This example assumes that the Fund provides a return of 5% a year and that operating expenses remain the same. This example does not include the brokerage commissions that retail investors may pay to buy and sell shares of the Fund. Although your actual costs may be higher or lower, based on these assumptions, your costs would be:

	<b>1 Year</b>	<b>3 Years</b>	<b>5 Years</b>	<b>10 Years</b>
	\$ 59	\$ 186	\$ 324	\$ 726

## Portfolio Turnover

The Fund pays transaction costs, such as commissions, when it buys and sells securities (or “turns over” its portfolio). A higher portfolio turnover rate may indicate higher transaction costs and may result in higher taxes when Fund shares are held in a taxable account. These costs, which are not reflected in annual fund operating expenses or in the example, affect the Fund’s performance. During the most recent fiscal year, the Fund’s portfolio turnover rate was 53% of the average value of its portfolio, excluding the value of portfolio securities received or delivered as a result of in-kind creations or redemptions of the Fund’s capital shares.

## Principal Investment Strategies of the Fund

The Fund employs a “passive management” – or indexing – investment approach designed to track the performance of the Index. The Fund generally uses a representative sampling strategy to achieve its investment objective, meaning it generally will invest in a sample of the securities in the Index whose risk, return and other characteristics resemble the risk, return and other characteristics of the Index as a whole. Under normal circumstances, at least 80% of the Fund’s total assets (exclusive of collateral held from securities lending) will be invested in component securities of the Index and investments that have economic characteristics that are substantially identical to the economic characteristics of such component securities.

The Index consists of dividend-paying common stocks with growth characteristics of companies in the industrialized world, excluding Canada and the United States, while at the same time neutralizing exposure to fluctuations of the value of foreign currencies relative to the U.S. dollar. The Index is generally comprised of the 300 companies in the WisdomTree International Equity Index with the best combined rank of certain growth and quality factors: specifically long-term earnings growth expectations, return on equity, and return on assets. The WisdomTree International Equity Index is a fundamentally weighted index that is comprised of dividend-paying companies that pay regular cash dividends. To be eligible for inclusion in the WisdomTree International Equity Index a company must be incorporated in one of 15 developed European countries (Austria, Belgium, Denmark, Finland, France, Germany, Ireland, Italy, Netherlands, Norway, Portugal, Spain, Sweden, Switzerland, or the United Kingdom),

Israel, Japan, Australia, New Zealand, Hong Kong or Singapore. Currently a significant portion of the Index is comprised of companies organized in the United Kingdom, although this may change from time to time.

To be eligible for inclusion in the Index, a company must meet the following criteria: (i) payment of at least \$5 million in cash dividends on common shares in the annual cycle prior to the annual Index screening date; (ii) market capitalization of at least \$1 billion as of the Index screening date; (iii) average daily dollar trading volume of at least \$100,000 for each of the three months preceding the Index screening date; (iv) trading of at least 250,000 shares per month for each of the six months preceding the Index screening date; and (v) an earnings yield greater than the dividend yield.

Securities are weighted in the Index based on dividends paid over the prior annual cycle. Companies that pay a greater total dollar amount of dividends are more heavily weighted. To derive a company's initial Index weight, (i) *multiply* the U.S. dollar value of the company's annual gross dividend per share by the number of common shares outstanding for that company (the "Cash Dividend Factor"); (ii) calculate the Cash Dividend Factor for each company; (iii) add together all of the companies' Cash Dividend Factors; and (iv) *divide* the company's Cash Dividend Factor by the sum of all Cash Dividend Factors. At the time of the Index's annual screening date, the maximum weight of any security in the Index is capped at 5% and the maximum weight of any one sector or country in the Index is capped at 20%; however, security, sector and/or country weights may fluctuate above the specified cap in response to market conditions and/or the application of volume factor adjustments. The Index methodology applies a volume factor adjustment to reduce a component security's weight in the Index and reallocate the reduction in weight pro rata among the other securities if, as of the annual Index screening date, a component security no longer meets certain trading volume thresholds.

The Index "hedges" against fluctuations in the relative value of foreign currencies against the U.S. dollar. The Index is designed to have higher returns than an equivalent unhedged investment when foreign currencies are weakening relative to the U.S. dollar. Conversely, the Index is designed to have lower returns than an equivalent unhedged investment when foreign currencies are rising relative to the U.S. dollar. The Index applies an applicable published one-month currency forward rate to the total equity exposure of each country in the Index to hedge against fluctuations in the relative value of their respective currencies against the U.S. dollar.

Forward currency contracts or futures contracts are used to offset the Fund's exposure to foreign currencies. The amount of forward contracts and futures contracts in the Fund is based on the aggregate exposure of the Fund and Index to the specified foreign currencies. While this approach is designed to minimize the impact of currency fluctuations on Fund returns, it does not necessarily eliminate the Fund's exposure to foreign currencies. The return of the forward currency contracts and currency futures contracts may not perfectly offset the actual fluctuations between foreign currencies and the U.S. dollar.

WisdomTree Investments, Inc. ("WisdomTree Investments"), as Index provider, currently uses Standard & Poor's Global Industry Classification Standards ("S&P GICS") to define companies within a sector. The following sectors are included in the Index: consumer discretionary, consumer staples, energy, financials, health care, industrials, information technology, materials, real estate, telecommunication services, and utilities. A sector is comprised of multiple industries. For example, the energy sector is comprised of companies in, among others, the natural gas, oil and petroleum industries. As of June 30, 2017, a significant portion of the Index is comprised of companies in the consumer discretionary, consumer staples, health care and industrial sectors.

To the extent the Index concentrates (*i.e.*, holds 25% or more of its total assets) in the securities of a particular industry or group of industries, the Fund will concentrate its investments to approximately the same extent as the Index.

### **Principal Risks of Investing in the Fund**

You can lose money on your investment in the Fund. The Fund is subject to the risks described below. Some or all of these risks may adversely affect the Fund's net asset value per share ("NAV"), trading price, yield, total return and/or ability to meet its objectives. For more information about the risks of investing in the Fund, see the sections in the Fund's Prospectus titled "Additional Principal Risk Information About the Funds" and "Additional Non-Principal Risk Information."

- **Investment Risk.** As with all investments, an investment in the Fund is subject to investment risk. Investors in the Fund could lose money, including the possible loss of the entire principal amount of an investment, over short or long periods of time.

- **Market Risk.** The trading prices of equity securities and other instruments fluctuate in response to a variety of factors, such as economic, financial or political events that impact the entire market, market segments, or specific issuers. The Fund's NAV and market price may fluctuate significantly in response to these and other factors. As a result, an investor could lose money over short or long periods of time.
- **Shares of the Fund May Trade at Prices Other Than NAV.** As with all exchange-traded funds ("ETFs"), Fund shares may be bought and sold in the secondary market at market prices. The trading prices of the Fund's shares in the secondary market generally differ from the Fund's daily NAV and there may be times when the market price of the shares is more than the NAV (premium) or less than the NAV (discount). This risk is heightened in times of market volatility or periods of steep market declines. Because securities held by the Fund trade on foreign exchanges that are closed when the Fund's primary listing exchange is open, the Fund is likely to experience premiums and discounts greater than those of domestic ETFs.
- **Cash Redemption Risk.** The Fund's investment strategy will require it to redeem shares for cash or to otherwise include cash as part of its redemption proceeds. The Fund may be required to sell or unwind portfolio investments in order to obtain the cash needed to distribute redemption proceeds. This may cause the Fund to recognize a capital gain that it might not have recognized if it had made a redemption in-kind. As a result, the Fund may pay out higher annual capital gain distributions than if the in-kind redemption process was used.
- **Consumer Discretionary Sector Risk.** The Fund currently invests a significant portion of its assets in the consumer discretionary sector, and therefore the Fund's performance could be negatively impacted by events affecting this sector. The consumer discretionary sector includes, for example, automobile, textile, retail, and media companies. This sector can be significantly affected by, among other things, economic growth, worldwide demand, social trends, consumers' disposable income levels, and propensity to spend.
- **Consumer Staples Sector Risk.** The Fund currently invests a significant portion of its assets in the consumer staples sector, and therefore the Fund's performance could be negatively impacted by events affecting this sector. The consumer staples sector includes, for example, food and drug retail and companies whose primary lines of business are food, beverage and other household items, including agricultural products. This sector can be significantly affected by, among other things, changes in price and availability of underlying commodities, rising energy prices and global and economic conditions.
- **Currency Exchange Rate Risk.** The Fund uses various strategies to attempt to minimize the impact of changes in the value of the foreign currencies against the U.S. dollar. These strategies may not be successful. In order to minimize transaction costs, or for other reasons, the Fund's exposure to foreign currencies may not be fully hedged at all times. Currency exchange rates can be very volatile and can change quickly and unpredictably. Therefore, the value of an investment in the Fund may also go up or down quickly and unpredictably and investors may lose money.
- **Cyber Security Risk.** The Fund and its service providers may be susceptible to operational and information security risks resulting from a breach in cyber security, including cyber-attacks. A breach in cyber security, intentional or unintentional, may adversely impact the Fund in many ways, including, but not limited to, disruption of the Fund's operational capacity, loss of proprietary information, theft or corruption of data, denial-of-service attacks on websites or network resources, and the unauthorized release of confidential information. Cyber-attacks affecting the Fund's third-party service providers, market makers, Authorized Participants, or the issuers of securities in which the Fund invests may subject the Fund to many of the same risks associated with direct cyber security breaches.
- **Derivatives Risk.** The Fund invests in derivatives. Derivatives are financial instruments that derive their performance from an underlying reference asset, such as a commodity, index, interest rate or inflation rate. The return on a derivative instrument may not correlate with the return of its underlying reference asset. Derivatives are subject to a number of risks described elsewhere in the Fund's Prospectus, such as market risk and issuer-specific risk. Derivatives can be volatile and may be less liquid than other securities. As a result, the value of an investment in the Fund may change quickly and without warning and you may lose money. In addition to the other risks associated with the use of derivatives described elsewhere in this Prospectus, there are risks associated with the Fund's use of forward currency contracts and/or futures contracts. With respect to forward currency contracts, these risks include but are not limited to the risk that the counterparty will default on its obligations. With respect to futures contracts, these risks include but are not limited to: (1) the success of the adviser's and sub-adviser's ability to predict movements in the prices of individual currencies or securities, fluctuations in

markets and movements in interest rates; (2) an imperfect or no correlation between the changes in market value of the currencies or securities and the prices of futures contracts; and (3) no guarantee that an active market will exist for the contracts at any particular time.

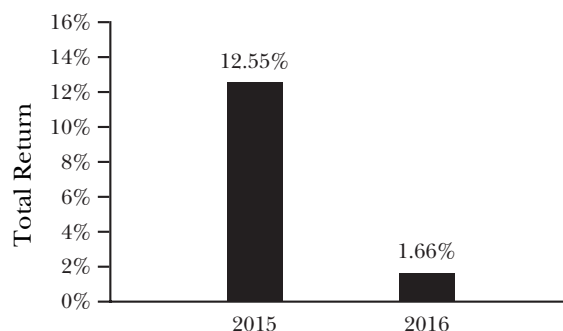
- **Dividend Paying Securities Risk.** Securities that pay dividends, as a group, may be out of favor with the market and underperform the overall equity market or stocks of companies that do not pay dividends. In addition, changes in the dividend policies of the companies held by the Fund or the capital resources available for such company's dividend payments may adversely affect the Fund.
- **Foreign Securities Risk.** Investments in non-U.S. securities involve political, regulatory, and economic risks that may not be present in U.S. securities. For example, investments in non-U.S. securities may be subject to risk of loss due to foreign currency fluctuations, political or economic instability, or geographic events that adversely impact issuers of foreign securities. Investments in non-U.S. securities also may be subject to withholding or other taxes and may be subject to additional trading, settlement, custodial, and operational risks. These and other factors can make investments in the Fund more volatile and potentially less liquid than other types of investments and may be heightened in connection with investments in developing or emerging markets countries.
- **Geographic Investment Risk.** To the extent the Fund invests a significant portion of its assets in securities of companies of a single country or region, it is more likely to be impacted by events or conditions affecting that country or region. The Fund currently invests a significant portion of its assets in companies organized in Europe, particularly the United Kingdom, although this may change from time to time. In June 2016, the United Kingdom voted in a referendum to leave the European Union ("EU"). It is currently expected that the United Kingdom will withdraw from the EU by March 2019, but the precise timeframe for "Brexit" is uncertain. Brexit may have a significant impact on the economies of the United Kingdom and Europe as well as the broader global economy, which may result in increased volatility and illiquidity, and potentially lower economic growth in these markets.
- **Geopolitical Risk.** Some countries and regions in which the Fund invests have experienced security concerns, war, threats of war, aggression and/or conflict, terrorism, economic uncertainty, natural and environmental disasters and/or systemic market dislocations (including due to events outside of such countries or regions) that have led, and in the future may lead, to increased short-term market volatility and may have adverse long-term effects on the U.S. and world economies and markets generally, each of which may negatively impact the Fund's investments.
- **Growth Investing Risk.** Growth stocks, as a group, may be out of favor with the market and underperform value stocks or the overall equity market. Growth stocks are generally more sensitive to market movements than other types of stocks primarily because their prices are based heavily on the future expectations of the economy and the stock's issuing company.
- **Health Care Sector Risk.** The Fund currently invests a significant portion of its assets in the health care sector, and therefore the Fund's performance could be negatively impacted by events affecting this sector. The health care sector includes, for example, biotechnology, pharmaceutical, health care facilities, and health care equipment and supply companies. This sector can be significantly affected by, among other things, lapsing patent protection, technological developments that make drugs obsolete, government regulation, price controls, and approvals for drugs.
- **Hedging Risk.** Derivatives used by the Fund to offset its exposure to foreign currencies represented in the Index may not perform as intended. There can be no assurance that the Fund's hedging transactions will be effective. The value of an investment in the Fund could be significantly and negatively impacted if foreign currencies represented in the Index appreciate at the same time that the value of the Fund's equity holdings fall.
- **Industrial Sector Risk.** The Fund currently invests a significant portion of its assets in the industrial sector, and therefore the Fund's performance could be negatively impacted by events affecting this sector. The industrial sector includes, for example, aerospace and defense, non-residential construction, engineering, machinery, transportation, and commercial and professional services companies. The industrial sector can be significantly affected by, among other things, worldwide economy growth, supply and demand for specific products and services, rapid technological developments, and government regulation.
- **Index and Data Risk.** The Fund is not "actively" managed and seeks to track the price and yield performance, before fees and expenses, of the Index. The Index provider has the right to make adjustments to the Index or to cease making the Index available without regard to the particular interests of the Fund or its shareholders. If the

computers or other facilities of the Index provider, Index calculation agent, data providers and/or relevant stock exchange malfunction for any reason, calculation and dissemination of Index values may be delayed and trading in Fund shares may be suspended for a period of time. Errors in Index data, Index calculations and/or the construction of the Index may occur from time to time and may not be identified and/or corrected by the Index provider, Index calculation agent or other applicable party for a period of time or at all, which may have an adverse impact on the Fund and its shareholders. The potential risk of continuing error may be particularly heightened in the case of the Index, which is generally not used as a benchmark by other funds or managers.

- **Investment Style Risk.** The Fund invests in the securities included in, or representative of, the Index regardless of their investment merit. The Fund does not attempt to outperform the Index or take defensive positions in declining markets. As a result, the Fund's performance may be adversely affected by a general decline in the market segments relating to the Index.
- **Issuer-Specific Risk.** Issuer-specific events, including changes in the actual or perceived financial condition of an issuer, can have a negative impact on the value of the Fund.
- **Large-Capitalization Investing Risk.** The Fund may invest in the securities of large-capitalization companies. As a result, the Fund's performance may be adversely affected if securities of large-capitalization companies underperform securities of smaller-capitalization companies or the market as a whole. Large-capitalization companies may adapt more slowly to new competitive challenges and be subject to slower growth during times of economic expansion.
- **Mid-Capitalization Investing Risk.** The Fund may invest in the securities of mid-capitalization companies. As a result, the Fund's performance may be adversely affected if securities of mid-capitalization companies underperform securities of other capitalization ranges or the market as a whole. Securities of mid-capitalization companies are often less stable and more vulnerable to market volatility and adverse economic developments than securities of larger companies.
- **Non-Correlation Risk.** As with all index funds, the performance of the Fund and its Index may differ from each other for a variety of reasons.
- **Non-Diversification Risk.** The Fund is considered to be non-diversified, which means that it may invest more of its assets in the securities of a single issuer or a smaller number of issuers than if it were a diversified fund. To the extent the Fund invests a significant percentage of its assets in a limited number of issuers, the Fund is subject to the risks of investing in those few issuers, and may be more susceptible to a single adverse economic or regulatory occurrence. As a result, changes in the market value of a single security could cause greater fluctuations in the value of Fund shares than would occur in a diversified fund.
- **Operational Risk.** The Fund and its service providers may experience disruptions that arise from human error, processing and communications errors, counterparty or third-party errors, technology or systems failures, any of which may have an adverse impact on the Fund.

## Fund Performance

Historical Fund performance, which varies over time, can provide an indication of the risks of investing in the Fund. The bar chart that follows shows the annual total returns of the Fund for each full calendar year since the Fund commenced operations. The table that follows the bar chart shows the Fund's average annual total returns, both before and after taxes. This table also shows how the Fund's performance compares to the Index and that of a relevant broad-based securities index. Index returns do not reflect deductions for fees, expenses or taxes. All returns assume reinvestment of dividends and distributions. The Fund's past performance (before and after taxes) is not necessarily an indication of how the Fund will perform in the future.





The Fund's year-to-date total return as of June 30, 2017 was 12.60%.

### Best and Worst Quarter Returns (for the periods reflected in the bar chart above)

	Return	Quarter/Year
Highest Return	11.33%	1Q/2015
Lowest Return	(4.80)%	3Q/2015

After-tax returns are calculated using the highest historical individual federal marginal income tax rates and do not reflect the impact of state and local taxes. Actual after-tax returns depend on your tax situation and may differ from those shown and are not relevant if you hold your shares through tax-deferred arrangements, such as 401(k) plans or individual retirement accounts. In some cases the return after taxes may exceed the return before taxes due to an assumed tax benefit from any losses on a sale of Fund shares at the end of the measurement period.

### Average Annual Total Returns for the periods ending December 31, 2016

WisdomTree International Hedged Quality Dividend Growth Fund	1 Year	Since Inception May 7, 2014
Return Before Taxes Based on NAV	1.66%	5.72%
Return After Taxes on Distributions	1.33%	4.92%
Return After Taxes on Distributions and Sale of Fund Shares	1.44%	4.38%
WisdomTree International Hedged Quality Dividend Growth Index (Reflects no deduction for fees, expenses or taxes)	2.11%	6.30%
MSCI EAFE Local Currency Index (Reflects no deduction for fees, expenses or taxes)	5.34%	6.30%

### Management

#### Investment Adviser and Sub-Adviser

WisdomTree Asset Management, Inc. serves as investment adviser to the Fund. Mellon Capital Management Corporation serves as sub-adviser to the Fund.

#### Portfolio Managers

The Fund is managed by Mellon Capital's Equity Portfolio Management team. The individual members of the team jointly and primarily responsible for the day-to-day management of the Fund's portfolio are described below.

Karen Q. Wong, CFA, a Managing Director, Head of Equity Portfolio Management, has been a portfolio manager of the Fund since its inception in May 2014.

Richard A. Brown, CFA, a Managing Director and Senior Portfolio Manager, Equity Portfolio Management, has been a portfolio manager of the Fund since its inception in May 2014.

Thomas J. Durante, CFA, a Managing Director and Senior Portfolio Manager, Equity Portfolio Management, has been a portfolio manager of the Fund since its inception in May 2014.

#### Buying and Selling Fund Shares

The Fund is an ETF. This means that shares of the Fund are listed on a national securities exchange, such as NYSE Arca, and trade at market prices. Most investors will buy and sell shares of the Fund through brokers. Because Fund shares trade at market prices rather than NAV, shares may trade at a price greater than NAV (premium) or less than NAV (discount).

The Fund issues and redeems shares at NAV only in large blocks of shares ("Creation Units"), which only certain institutions or large investors (typically market makers or other broker-dealers) may purchase or redeem. Currently, Creation Units generally consist of 50,000 shares, though this may change from time to time. Creation Units are not expected to consist of less than 25,000 shares. The Fund issues and redeems Creation Units in exchange for a portfolio of securities and/or U.S. cash.

**Tax Information**

The Fund intends to make distributions that may be taxed as ordinary income, qualified dividend income, or capital gains.

**Payments to Broker-Dealers and Other Financial Intermediaries**

If you purchase shares of the Fund through a broker-dealer or other financial intermediary (such as a bank) (an “Intermediary”), WisdomTree Asset Management or its affiliates may pay Intermediaries for certain activities related to the Fund, including participation in activities that are designed to make Intermediaries more knowledgeable about exchange traded products, including the Fund, or for other activities, such as marketing, educational training or other initiatives related to the sale or promotion of Fund shares. These payments may create a conflict of interest by influencing the Intermediary and your salesperson to recommend the Fund over another investment. Any such arrangements do not result in increased Fund expenses. Ask your salesperson or visit the Intermediary’s website for more information.

# WisdomTree Global High Dividend Fund

## Investment Objective

The WisdomTree Global High Dividend Fund (the “Fund”) seeks to track the price and yield performance, before fees and expenses, of the WisdomTree Global High Dividend Index (the “Index”).

## Fees and Expenses of the Fund

The following table describes the fees and expenses you may pay if you buy and hold shares of the Fund. The fees are expressed as a percentage of the Fund’s average net assets.

<b>Shareholder Fees</b> (fees paid directly from your investment)	None
<b>Annual Fund Operating Expenses</b> (expenses that you pay each year as a percentage of the value of your investment)	
Management Fees	0.58%
Distribution and/or Service (12b-1) Fees	None
Other Expenses	0.00%
<b>Total Annual Fund Operating Expenses</b>	0.58%

## Example

The following example is intended to help retail investors compare the cost of investing in the Fund with the cost of investing in other funds. It illustrates the hypothetical expenses that such investors would incur over various periods if they were to invest \$10,000 in the Fund for the time periods indicated and then redeem all of the shares at the end of those periods. This example assumes that the Fund provides a return of 5% a year and that operating expenses remain the same. This example does not include the brokerage commissions that retail investors may pay to buy and sell shares of the Fund. Although your actual costs may be higher or lower, based on these assumptions, your costs would be:

	<b>1 Year</b>	<b>3 Years</b>	<b>5 Years</b>	<b>10 Years</b>
	\$ 59	\$ 186	\$ 324	\$ 726

## Portfolio Turnover

The Fund pays transaction costs, such as commissions, when it buys and sells securities (or “turns over” its portfolio). A higher portfolio turnover rate may indicate higher transaction costs and may result in higher taxes when Fund shares are held in a taxable account. These costs, which are not reflected in annual fund operating expenses or in the example, affect the Fund’s performance. During the most recent fiscal year, the Fund’s portfolio turnover rate was 21% of the average value of its portfolio, excluding the value of portfolio securities received or delivered as a result of in-kind creations or redemptions of the Fund’s capital shares.

## Principal Investment Strategies of the Fund

The Fund employs a “passive management” – or indexing – investment approach designed to track the performance of the Index. The Fund generally uses a representative sampling strategy to achieve its investment objective, meaning it generally will invest in a sample of the securities in the Index whose risk, return and other characteristics resemble the risk, return and other characteristics of the Index as a whole. Under normal circumstances, at least 95% of the Fund’s total assets (exclusive of collateral held from securities lending) will be invested in component securities of the Index and investments that have economic characteristics that are substantially identical to the economic characteristics of such component securities.

The Index is a fundamentally weighted index that is comprised of high dividend-yielding companies selected from the WisdomTree Global Dividend Index, which defines the dividend-paying universe of companies in the U.S., developed countries and emerging markets throughout the world. To be eligible for inclusion in the Index, a company must meet the following criteria: (i) payment of at least \$5 million in cash dividends on shares of common stock in the annual cycle prior to the annual Index screening date; (ii) market capitalization of at least \$2 billion; (iii) average daily dollar trading volume of at least \$100,000 for three months preceding the Index screening date (at least \$200,000 for each of the six months preceding the Index screening date for emerging markets); and (iv) for non-U.S. securities, trading of at least 250,000 shares per month for each of the six months preceding the Index screening date. Securities eligible for inclusion in the Index are ranked by dividend yield. Securities ranking in the highest 30% by dividend yield are selected for inclusion in the Index. If a company currently in the Index is no

longer ranked in the top 30% by dividend yield by region (*i.e.*, U.S., developed and emerging markets) at the time of the annual Index screening date but remains ranked in the top 35% by dividend yield, the company will remain in the Index.

Securities are weighted in the Index based on dividends paid over the prior annual cycle. Companies that pay a greater total dollar amount of dividends are more heavily weighted. To derive a company's initial Index weight, (i) *multiply* the U.S. dollar value of the company's annual gross dividend per share by the number of common shares outstanding for that company (the "Cash Dividend Factor"); (ii) calculate the Cash Dividend Factor for each company; (iii) add together all of the companies' Cash Dividend Factors; and (iv) *divide* the company's Cash Dividend Factor by the sum of all Cash Dividend Factors. The maximum weight of any one sector and any one country in the Index, at the time of the Index's annual screening date is capped at 25%; however, sector and/or country weights may fluctuate above the specified cap in response to market conditions and/or the application of volume factor adjustments. The Index methodology applies a volume factor adjustment to reduce a component security's weight in the Index and reallocate the reduction in weight pro rata among the other securities if, as of the annual Index screening date, a component security no longer meets certain trading volume thresholds. As of the date of this Prospectus, non-U.S. equity securities comprise at least 40% of the Index, and WisdomTree Asset Management, Inc., the Fund's investment adviser, expects that, under normal circumstances, non-U.S. equity securities will comprise at least 40% of the Fund.

WisdomTree Investments, Inc. ("WisdomTree Investments"), as Index provider, currently uses Standard & Poor's Global Industry Classification Standards ("S&P GICS") to define companies within a sector. The following sectors are included in the Index: consumer discretionary, consumer staples, energy, financials, health care, industrials, information technology, materials, real estate, telecommunication services, and utilities. A sector is comprised of multiple industries. For example, the energy sector is comprised of companies in, among others, the natural gas, oil and petroleum industries. As of June 30, 2017, a significant portion of the Index is comprised of companies in the financial sector.

To the extent the Index concentrates (*i.e.*, holds 25% or more of its total assets) in the securities of a particular industry or group of industries, the Fund will concentrate its investments to approximately the same extent as the Index.

### **Principal Risks of Investing in the Fund**

You can lose money on your investment in the Fund. The Fund is subject to the risks described below. Some or all of these risks may adversely affect the Fund's net asset value per share ("NAV"), trading price, yield, total return and/or ability to meet its objectives. For more information about the risks of investing in the Fund, see the sections in the Fund's Prospectus titled "Additional Principal Risk Information About the Funds" and "Additional Non-Principal Risk Information."

- **Investment Risk.** As with all investments, an investment in the Fund is subject to investment risk. Investors in the Fund could lose money, including the possible loss of the entire principal amount of an investment, over short or long periods of time.
- **Market Risk.** The trading prices of equity securities and other instruments fluctuate in response to a variety of factors, such as economic, financial or political events that impact the entire market, market segments, or specific issuers. The Fund's NAV and market price may fluctuate significantly in response to these and other factors. As a result, an investor could lose money over short or long periods of time.
- **Shares of the Fund May Trade at Prices Other Than NAV.** As with all exchange-traded funds ("ETFs"), Fund shares may be bought and sold in the secondary market at market prices. The trading prices of the Fund's shares in the secondary market generally differ from the Fund's daily NAV and there may be times when the market price of the shares is more than the NAV (premium) or less than the NAV (discount). This risk is heightened in times of market volatility or periods of steep market declines. Because securities held by the Fund trade on foreign exchanges that are closed when the Fund's primary listing exchange is open, the Fund is likely to experience premiums and discounts greater than those of domestic ETFs.
- **Capital Controls and Sanctions Risk.** Economic conditions, such as volatile currency exchange rates and interest rates, political events, military action and other conditions may, without prior warning, lead to foreign government intervention (including intervention by the U.S. government with respect to foreign governments, economic sectors, foreign companies and related securities and interests) and the imposition of capital controls and/or sanctions, which may also include retaliatory actions of one government against another government, such as seizure of assets. Capital controls and/or sanctions include the prohibition of, or restrictions on, the

ability to own or transfer currency, securities or other assets, which may potentially include derivative instruments related thereto. Capital controls and/or sanctions may also impact the ability of the Fund to buy, sell, transfer, receive, deliver or otherwise obtain exposure to, foreign securities or currency, negatively impact the value and/or liquidity of such instruments, adversely affect the trading market and price for shares of the Fund, and cause the Fund to decline in value.

- **Cash Redemption Risk.** The Fund's investment strategy will require it to redeem shares for cash or to otherwise include cash as part of its redemption proceeds. The Fund may be required to sell or unwind portfolio investments in order to obtain the cash needed to distribute redemption proceeds. This may cause the Fund to recognize a capital gain that it might not have recognized if it had made a redemption in-kind. As a result, the Fund may pay out higher annual capital gain distributions than if the in-kind redemption process was used.
- **Currency Exchange Rate Risk.** Changes in currency exchange rates and the relative value of non-U.S. currencies will affect the value of the Fund's investment and the value of your Fund shares. Currency exchange rates can be very volatile and can change quickly and unpredictably. As a result, the value of an investment in the Fund may change quickly and without warning and you may lose money.
- **Cyber Security Risk.** The Fund and its service providers may be susceptible to operational and information security risks resulting from a breach in cyber security, including cyber-attacks. A breach in cyber security, intentional or unintentional, may adversely impact the Fund in many ways, including, but not limited to, disruption of the Fund's operational capacity, loss of proprietary information, theft or corruption of data, denial-of-service attacks on websites or network resources, and the unauthorized release of confidential information. Cyber-attacks affecting the Fund's third-party service providers, market makers, Authorized Participants, or the issuers of securities in which the Fund invests may subject the Fund to many of the same risks associated with direct cyber security breaches.
- **Dividend Paying Securities Risk.** Securities that pay dividends, as a group, may be out of favor with the market and underperform the overall equity market or stocks of companies that do not pay dividends. In addition, changes in the dividend policies of the companies held by the Fund or the capital resources available for such company's dividend payments may adversely affect the Fund.
- **Emerging Markets Risk.** Investments in securities and instruments traded in developing or emerging markets, or that provide exposure to such securities or markets, can involve additional risks relating to political, economic, or regulatory conditions not associated with investments in U.S. securities and instruments or investments in more developed international markets. Such conditions may impact the ability of the Fund to buy, sell or otherwise transfer securities, adversely affect the trading market and price for Fund shares and cause the Fund to decline in value.
- **Financial Sector Risk.** The Fund currently invests a significant portion of its assets in the financial sector, and therefore the Fund's performance could be negatively impacted by events affecting this sector. The financial sector includes, for example, banks and financial institutions providing mortgage and mortgage related services. This sector can be significantly affected by, among other things, changes in interest rates, government regulation, the rate of defaults on corporate, consumer and government debt, the availability and cost of capital, and fallout from the housing and sub-prime mortgage crisis.
- **Foreign Securities Risk.** Investments in non-U.S. securities involve political, regulatory, and economic risks that may not be present in U.S. securities. For example, investments in non-U.S. securities may be subject to risk of loss due to foreign currency fluctuations, political or economic instability, or geographic events that adversely impact issuers of foreign securities. Investments in non-U.S. securities also may be subject to withholding or other taxes and may be subject to additional trading, settlement, custodial, and operational risks. These and other factors can make investments in the Fund more volatile and potentially less liquid than other types of investments and may be heightened in connection with investments in developing or emerging markets countries.
- **Geographic Investment Risk.** To the extent the Fund invests a significant portion of its assets in securities of companies of a single country or region, it is more likely to be impacted by events or conditions affecting that country or region. The Fund currently invests a significant portion of its assets in companies organized in the United States and Europe, although this may change from time to time. In June 2016, the United Kingdom voted in a referendum to leave the European Union ("EU"). It is currently expected that the United Kingdom



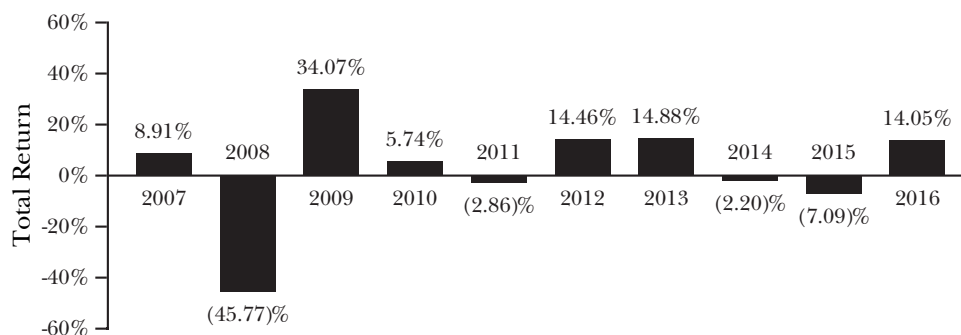
will withdraw from the EU by March 2019, but the precise timeframe for “Brexit” is uncertain. Brexit may have a significant impact on the economies of the United Kingdom and Europe as well as the broader global economy, which may result in increased volatility and illiquidity, and potentially lower economic growth in these markets.

- **Geopolitical Risk.** Some countries and regions in which the Fund invests have experienced security concerns, war, threats of war, aggression and/or conflict, terrorism, economic uncertainty, natural and environmental disasters and/or systemic market dislocations (including due to events outside of such countries or regions) that have led, and in the future may lead, to increased short-term market volatility and may have adverse long-term effects on the U.S. and world economies and markets generally, each of which may negatively impact the Fund’s investments.
- **Index and Data Risk.** The Fund is not “actively” managed and seeks to track the price and yield performance, before fees and expenses, of the Index. The Index provider has the right to make adjustments to the Index or to cease making the Index available without regard to the particular interests of the Fund or its shareholders. If the computers or other facilities of the Index provider, Index calculation agent, data providers and/or relevant stock exchange malfunction for any reason, calculation and dissemination of Index values may be delayed and trading in Fund shares may be suspended for a period of time. Errors in Index data, Index calculations and/or the construction of the Index may occur from time to time and may not be identified and/or corrected by the Index provider, Index calculation agent or other applicable party for a period of time or at all, which may have an adverse impact on the Fund and its shareholders. The potential risk of continuing error may be particularly heightened in the case of the Index, which is generally not used as a benchmark by other funds or managers.
- **Investment Style Risk.** The Fund invests in the securities included in, or representative of, the Index regardless of their investment merit. The Fund does not attempt to outperform the Index or take defensive positions in declining markets. As a result, the Fund’s performance may be adversely affected by a general decline in the market segments relating to the Index.
- **Issuer-Specific Risk.** Issuer-specific events, including changes in the actual or perceived financial condition of an issuer, can have a negative impact on the value of the Fund.
- **Large-Capitalization Investing Risk.** The Fund may invest in the securities of large-capitalization companies. As a result, the Fund’s performance may be adversely affected if securities of large-capitalization companies underperform securities of smaller-capitalization companies or the market as a whole. Large-capitalization companies may adapt more slowly to new competitive challenges and be subject to slower growth during times of economic expansion.
- **Non-Correlation Risk.** As with all index funds, the performance of the Fund and its Index may differ from each other for a variety of reasons.
- **Non-Diversification Risk.** The Fund is considered to be non-diversified, which means that it may invest more of its assets in the securities of a single issuer or a smaller number of issuers than if it were a diversified fund. To the extent the Fund invests a significant percentage of its assets in a limited number of issuers, the Fund is subject to the risks of investing in those few issuers, and may be more susceptible to a single adverse economic or regulatory occurrence. As a result, changes in the market value of a single security could cause greater fluctuations in the value of Fund shares than would occur in a diversified fund.
- **Operational Risk.** The Fund and its service providers may experience disruptions that arise from human error, processing and communications errors, counterparty or third-party errors, technology or systems failures, any of which may have an adverse impact on the Fund.

## Fund Performance

Historical Fund performance, which varies over time, can provide an indication of the risks of investing in the Fund. The bar chart that follows shows the annual total returns of the Fund for each full calendar year since the Fund commenced operations. The table that follows the bar chart shows the Fund’s average annual total returns, both before and after taxes. This table also shows how the Fund’s performance compares to the Index and that of a relevant broad-based securities index. Index returns do not reflect deductions for fees, expenses or taxes. All returns assume reinvestment of dividends and distributions. The Fund’s past performance (before and after taxes) is not necessarily an indication of how the Fund will perform in the future.

The Fund’s name and objective changed effective June 19, 2009. Fund performance prior to June 19, 2009 reflects the investment objective of the Fund when it was the WisdomTree Europe Equity Income Fund and tracked the performance, before fees and expenses, of the WisdomTree Europe Equity Income Index.



The Fund's year-to-date total return as of June 30, 2017 was 5.61%.

#### Best and Worst Quarter Returns (for the periods reflected in the bar chart above)

	Return	Quarter/Year
Highest Return	27.28%	2Q/2009
Lowest Return	(24.50)%	4Q/2008

After-tax returns are calculated using the highest historical individual federal marginal income tax rates and do not reflect the impact of state and local taxes. Actual after-tax returns depend on your tax situation and may differ from those shown and are not relevant if you hold your shares through tax-deferred arrangements, such as 401(k) plans or individual retirement accounts. In some cases the return after taxes may exceed the return before taxes due to an assumed tax benefit from any losses on a sale of Fund shares at the end of the measurement period.

#### Average Annual Total Returns for the periods ending December 31, 2016

WisdomTree Global High Dividend Fund*	1 Year	5 Years	10 Years
Return Before Taxes Based on NAV	14.05%	6.38%	1.03%
Return After Taxes on Distributions	13.13%	5.29%	0.24%
Return After Taxes on Distributions and Sale of Fund Shares	8.70%	4.84%	0.87%
WisdomTree Europe Equity Income/Global High Dividend Spliced Index** (Reflects no deduction for fees, expenses or taxes)	14.17%	6.52%	1.21%
MSCI Europe Value/AC World Spliced Index*** (Reflects no deduction for fees, expenses or taxes)	7.86%	9.36%	1.85%

\* The Fund's objective changed effective June 19, 2009. Prior to that date, the Fund sought to track the price and yield performance, before fees and expenses, of the WisdomTree Europe Equity Income Index. As of June 19, 2009, the Fund's objective seeks to track the price and yield performance, before fees and expenses, of the WisdomTree Global Equity Income Index.

\*\* Reflects performance of the WisdomTree Europe Equity Income Index prior to June 19, 2009 and the WisdomTree Global High Dividend Index thereafter.

\*\*\* Reflects performance of the MSCI Europe Value Index prior to June 19, 2009 and the MSCI AC World Index thereafter.

## Management

### Investment Adviser and Sub-Adviser

WisdomTree Asset Management, Inc. serves as investment adviser to the Fund. Mellon Capital Management Corporation serves as sub-adviser to the Fund.

### Portfolio Managers

The Fund is managed by Mellon Capital's Equity Portfolio Management team. The individual members of the team jointly and primarily responsible for the day-to-day management of the Fund's portfolio are described below.

Karen Q. Wong, CFA, a Managing Director, Head of Equity Portfolio Management, has been a portfolio manager of the Fund since February 2008.

Richard A. Brown, CFA, a Managing Director and Senior Portfolio Manager, Equity Portfolio Management, has been a portfolio manager of the Fund since February 2008.

Thomas J. Durante, CFA, a Managing Director and Senior Portfolio Manager, Equity Portfolio Management, has been a portfolio manager of the Fund since February 2008.

### **Buying and Selling Fund Shares**

The Fund is an ETF. This means that shares of the Fund are listed on a national securities exchange, such as NYSE Arca, and trade at market prices. Most investors will buy and sell shares of the Fund through brokers. Because Fund shares trade at market prices rather than NAV, shares may trade at a price greater than NAV (premium) or less than NAV (discount).

The Fund issues and redeems shares at NAV only in large blocks of shares (“Creation Units”), which only certain institutions or large investors (typically market makers or other broker-dealers) may purchase or redeem. Currently, Creation Units generally consist of 50,000 shares, though this may change from time to time. Creation Units are not expected to consist of less than 25,000 shares. The Fund issues and redeems Creation Units in exchange for a portfolio of securities and/or U.S. cash.

### **Tax Information**

The Fund intends to make distributions that may be taxed as ordinary income, qualified dividend income, or capital gains.

### **Payments to Broker-Dealers and Other Financial Intermediaries**

If you purchase shares of the Fund through a broker-dealer or other financial intermediary (such as a bank) (an “Intermediary”), WisdomTree Asset Management or its affiliates may pay Intermediaries for certain activities related to the Fund, including participation in activities that are designed to make Intermediaries more knowledgeable about exchange traded products, including the Fund, or for other activities, such as marketing, educational training or other initiatives related to the sale or promotion of Fund shares. These payments may create a conflict of interest by influencing the Intermediary and your salesperson to recommend the Fund over another investment. Any such arrangements do not result in increased Fund expenses. Ask your salesperson or visit the Intermediary’s website for more information.

# WisdomTree Global ex-U.S. Quality Dividend Growth Fund

## Investment Objective

The WisdomTree Global ex-U.S. Quality Dividend Growth Fund (the “Fund”) seeks to track the price and yield performance, before fees and expenses, of the WisdomTree Global ex-U.S. Quality Dividend Growth Index (the “Index”).

## Fees and Expenses of the Fund

The following table describes the fees and expenses you may pay if you buy and hold shares of the Fund. The fees are expressed as a percentage of the Fund’s average net assets.

<b>Shareholder Fees</b> (fees paid directly from your investment)	None
<b>Annual Fund Operating Expenses</b> (expenses that you pay each year as a percentage of the value of your investment)	
Management Fees	0.58%
Distribution and/or Service (12b-1) Fees	None
Other Expenses	0.00%
<b>Total Annual Fund Operating Expenses</b>	0.58%

## Example

The following example is intended to help retail investors compare the cost of investing in the Fund with the cost of investing in other funds. It illustrates the hypothetical expenses that such investors would incur over various periods if they were to invest \$10,000 in the Fund for the time periods indicated and then redeem all of the shares at the end of those periods. This example assumes that the Fund provides a return of 5% a year and that operating expenses remain the same. This example does not include the brokerage commissions that retail investors may pay to buy and sell shares of the Fund. Although your actual costs may be higher or lower, based on these assumptions, your costs would be:

	1 Year	3 Years	5 Years	10 Years
	\$ 59	\$ 186	\$ 324	\$ 726

## Portfolio Turnover

The Fund pays transaction costs, such as commissions, when it buys and sells securities (or “turns over” its portfolio). A higher portfolio turnover rate may indicate higher transaction costs and may result in higher taxes when Fund shares are held in a taxable account. These costs, which are not reflected in annual fund operating expenses or in the example, affect the Fund’s performance. During the most recent fiscal year, the Fund’s portfolio turnover rate was 66% of the average value of its portfolio, excluding the value of portfolio securities received or delivered as a result of in-kind creations or redemptions of the Fund’s capital shares.

## Principal Investment Strategies of the Fund

The Fund employs a “passive management” – or indexing – investment approach designed to track the performance of the Index. The Fund generally uses a representative sampling strategy to achieve its investment objective, meaning it generally will invest in a sample of the securities in the Index whose risk, return and other characteristics resemble the risk, return and other characteristics of the Index as a whole. Under normal circumstances, at least 95% of the Fund’s total assets (exclusive of collateral held from securities lending) will be invested in component securities of the Index and investments that have economic characteristics that are substantially identical to the economic characteristics of such component securities.

The Index is a fundamentally weighted index that consists of dividend-paying global ex-U.S. common stocks with growth characteristics. The Index is comprised of the 300 companies in the WisdomTree Global ex-U.S. Dividend Index, which defines the dividend-paying universe of companies in developed countries and emerging markets throughout the world, excluding the United States, with the best combined rank of growth and quality factors: specifically long-term earnings growth expectations, return on equity, and return on assets. To be eligible for inclusion in the Index, a company must meet the following criteria: (i) payment of at least \$5 million in gross cash dividends on common shares in the annual cycle prior to the annual Index screening date; (ii) market capitalization of at least \$2 billion as of the annual Index screening date; (iii) average daily dollar trading volume of

at least \$100,000 three months preceding the annual Index screening date; and (iv) an earnings yield greater than the dividend yield.

Securities are weighted in the Index based on dividends over the prior annual cycle. Companies that pay a greater total dollar amount of dividends are more heavily weighted. To derive a company's initial Index weight, (i) *multiply* the U.S. dollar value of the company's annual gross dividend per share by the number of common shares outstanding for that company (the "Cash Dividend Factor"); (ii) calculate the Cash Dividend Factor for each company; (iii) add together all of the companies' Cash Dividend Factors; and (iv) *divide* the company's Cash Dividend Factor by the sum of all Cash Dividend Factors. At the time of the Index's annual screening date, the maximum weight of any security in the Index is capped at 5% and the maximum weight of any one sector and any one country in the Index is capped at 20%; however, security, sector and/or country weights may fluctuate above the specified cap in response to market conditions and/or the application of volume factor adjustments. The Index methodology applies a volume factor adjustment to reduce a component security's weight in the Index and reallocate the reduction in weight pro rata among the other securities if, as of the annual Index screening date, a component security no longer meets certain trading volume thresholds.

WisdomTree Investments, Inc. ("WisdomTree Investments"), as Index provider, currently uses Standard & Poor's Global Industry Classification Standards ("S&P GICS") to define companies within a sector. The following sectors are included in the Index: consumer discretionary, consumer staples, energy, financials, health care, industrials, information technology, materials, real estate, telecommunication services, and utilities. A sector is comprised of multiple industries. For example, the energy sector is comprised of companies in, among others, the natural gas, oil and petroleum industries. As of June 30, 2017, a significant portion of the Index is comprised of companies in the consumer discretionary, consumer staples and information technology sectors.

To the extent the Index concentrates (*i.e.*, holds 25% or more of its total assets) in the securities of a particular industry or group of industries, the Fund will concentrate its investments to approximately the same extent as the Index.

### **Principal Risks of Investing in the Fund**

You can lose money on your investment in the Fund. The Fund is subject to the risks described below. Some or all of these risks may adversely affect the Fund's net asset value per share ("NAV"), trading price, yield, total return and/or ability to meet its objectives. For more information about the risks of investing in the Fund, see the sections in the Fund's Prospectus titled "Additional Principal Risk Information About the Funds" and "Additional Non-Principal Risk Information."

- **Investment Risk.** As with all investments, an investment in the Fund is subject to investment risk. Investors in the Fund could lose money, including the possible loss of the entire principal amount of an investment, over short or long periods of time.
- **Market Risk.** The trading prices of equity securities and other instruments fluctuate in response to a variety of factors, such as economic, financial or political events that impact the entire market, market segments, or specific issuers. The Fund's NAV and market price may fluctuate significantly in response to these and other factors. As a result, an investor could lose money over short or long periods of time.
- **Shares of the Fund May Trade at Prices Other Than NAV.** As with all exchange-traded funds ("ETFs"), Fund shares may be bought and sold in the secondary market at market prices. The trading prices of the Fund's shares in the secondary market generally differ from the Fund's daily NAV and there may be times when the market price of the shares is more than the NAV (premium) or less than the NAV (discount). This risk is heightened in times of market volatility or periods of steep market declines. Because securities held by the Fund trade on foreign exchanges that are closed when the Fund's primary listing exchange is open, the Fund is likely to experience premiums and discounts greater than those of domestic ETFs.
- **Capital Controls and Sanctions Risk.** Economic conditions, such as volatile currency exchange rates and interest rates, political events, military action and other conditions may, without prior warning, lead to foreign government intervention (including intervention by the U.S. government with respect to foreign governments, economic sectors, foreign companies and related securities and interests) and the imposition of capital controls and/or sanctions, which may also include retaliatory actions of one government against another government, such as seizure of assets. Capital controls and/or sanctions include the prohibition of, or restrictions on, the ability to own or transfer currency, securities or other assets, which may potentially include derivative instruments related thereto. Capital controls and/or sanctions may also impact the ability of the Fund to buy, sell, transfer,



receive, deliver or otherwise obtain exposure to, foreign securities or currency, negatively impact the value and/or liquidity of such instruments, adversely affect the trading market and price for shares of the Fund, and cause the Fund to decline in value.

- **Cash Redemption Risk.** The Fund's investment strategy will require it to redeem shares for cash or to otherwise include cash as part of its redemption proceeds. The Fund may be required to sell or unwind portfolio investments in order to obtain the cash needed to distribute redemption proceeds. This may cause the Fund to recognize a capital gain that it might not have recognized if it had made a redemption in-kind. As a result, the Fund may pay out higher annual capital gain distributions than if the in-kind redemption process was used.
- **Consumer Discretionary Sector Risk.** The Fund currently invests a significant portion of its assets in the consumer discretionary sector, and therefore the Fund's performance could be negatively impacted by events affecting this sector. The consumer discretionary sector includes, for example, automobile, textile, retail, and media companies. This sector can be significantly affected by, among other things, economic growth, worldwide demand, social trends, consumers' disposable income levels, and propensity to spend.
- **Consumer Staples Sector Risk.** The Fund currently invests a significant portion of its assets in the consumer staples sector, and therefore the Fund's performance could be negatively impacted by events affecting this sector. The consumer staples sector includes, for example, food and drug retail and companies whose primary lines of business are food, beverage and other household items, including agricultural products. This sector can be significantly affected by, among other things, changes in price and availability of underlying commodities, rising energy prices and global and economic conditions.
- **Currency Exchange Rate Risk.** Changes in currency exchange rates and the relative value of non-U.S. currencies will affect the value of the Fund's investment and the value of your Fund shares. Currency exchange rates can be very volatile and can change quickly and unpredictably. As a result, the value of an investment in the Fund may change quickly and without warning and you may lose money.
- **Cyber Security Risk.** The Fund and its service providers may be susceptible to operational and information security risks resulting from a breach in cyber security, including cyber-attacks. A breach in cyber security, intentional or unintentional, may adversely impact the Fund in many ways, including, but not limited to, disruption of the Fund's operational capacity, loss of proprietary information, theft or corruption of data, denial-of-service attacks on websites or network resources, and the unauthorized release of confidential information. Cyber-attacks affecting the Fund's third-party service providers, market makers, Authorized Participants, or the issuers of securities in which the Fund invests may subject the Fund to many of the same risks associated with direct cyber security breaches.
- **Dividend Paying Securities Risk.** Securities that pay dividends, as a group, may be out of favor with the market and underperform the overall equity market or stocks of companies that do not pay dividends. In addition, changes in the dividend policies of the companies held by the Fund or the capital resources available for such company's dividend payments may adversely affect the Fund.
- **Emerging Markets Risk.** Investments in securities and instruments traded in developing or emerging markets, or that provide exposure to such securities or markets, can involve additional risks relating to political, economic, or regulatory conditions not associated with investments in U.S. securities and instruments or investments in more developed international markets. Such conditions may impact the ability of the Fund to buy, sell or otherwise transfer securities, adversely affect the trading market and price for Fund shares and cause the Fund to decline in value.
- **Foreign Securities Risk.** Investments in non-U.S. securities involve political, regulatory, and economic risks that may not be present in U.S. securities. For example, investments in non-U.S. securities may be subject to risk of loss due to foreign currency fluctuations, political or economic instability, or geographic events that adversely impact issuers of foreign securities. Investments in non-U.S. securities also may be subject to withholding or other taxes and may be subject to additional trading, settlement, custodial, and operational risks. These and other factors can make investments in the Fund more volatile and potentially less liquid than other types of investments and may be heightened in connection with investments in developing or emerging markets countries.
- **Geographic Investment Risk.** To the extent the Fund invests a significant portion of its assets in securities of companies of a single country or region, it is more likely to be impacted by events or conditions affecting that country or region. The Fund currently invests a significant portion of its assets in companies organized in Europe, although this may change from time to time. In June 2016, the United Kingdom voted in a referendum

to leave the European Union (“EU”). It is currently expected that the United Kingdom will withdraw from the EU by March 2019, but the precise timeframe for “Brexit” is uncertain. Brexit may have a significant impact on the economies of the United Kingdom and Europe as well as the broader global economy, which may result in increased volatility and illiquidity, and potentially lower economic growth in these markets.

- **Geopolitical Risk.** Some countries and regions in which the Fund invests have experienced security concerns, war, threats of war, aggression and/or conflict, terrorism, economic uncertainty, natural and environmental disasters and/or systemic market dislocations (including due to events outside of such countries or regions) that have led, and in the future may lead, to increased short-term market volatility and may have adverse long-term effects on the U.S. and world economies and markets generally, each of which may negatively impact the Fund’s investments.
- **Growth Investing Risk.** Growth stocks, as a group, may be out of favor with the market and underperform value stocks or the overall equity market. Growth stocks are generally more sensitive to market movements than other types of stocks primarily because their prices are based heavily on the future expectations of the economy and the stock’s issuing company.
- **Information Technology Sector Risk.** The Fund currently invests a significant portion of its assets in the information technology sector, and therefore the Fund’s performance could be negatively impacted by events affecting this sector. The information technology sector includes, for example, internet, semiconductor, software, hardware, and technology equipment companies. This sector can be significantly affected by, among other things, the supply and demand for specific products and services, the pace of technological development, and government regulation.
- **Index and Data Risk.** The Fund is not “actively” managed and seeks to track the price and yield performance, before fees and expenses, of the Index. The Index provider has the right to make adjustments to the Index or to cease making the Index available without regard to the particular interests of the Fund or its shareholders. If the computers or other facilities of the Index provider, Index calculation agent, data providers and/or relevant stock exchange malfunction for any reason, calculation and dissemination of Index values may be delayed and trading in Fund shares may be suspended for a period of time. Errors in Index data, Index calculations and/or the construction of the Index may occur from time to time and may not be identified and/or corrected by the Index provider, Index calculation agent or other applicable party for a period of time or at all, which may have an adverse impact on the Fund and its shareholders. The potential risk of continuing error may be particularly heightened in the case of the Index, which is generally not used as a benchmark by other funds or managers.
- **Investment Style Risk.** The Fund invests in the securities included in, or representative of, the Index regardless of their investment merit. The Fund does not attempt to outperform the Index or take defensive positions in declining markets. As a result, the Fund’s performance may be adversely affected by a general decline in the market segments relating to the Index.
- **Issuer-Specific Risk.** Issuer-specific events, including changes in the actual or perceived financial condition of an issuer, can have a negative impact on the value of the Fund.
- **Large-Capitalization Investing Risk.** The Fund may invest in the securities of large-capitalization companies. As a result, the Fund’s performance may be adversely affected if securities of large-capitalization companies underperform securities of smaller-capitalization companies or the market as a whole. Large-capitalization companies may adapt more slowly to new competitive challenges and be subject to slower growth during times of economic expansion.
- **Mid-Capitalization Investing Risk.** The Fund may invest in the securities of mid-capitalization companies. As a result, the Fund’s performance may be adversely affected if securities of mid-capitalization companies underperform securities of other capitalization ranges or the market as a whole. Securities of mid-capitalization companies are often less stable and more vulnerable to market volatility and adverse economic developments than securities of larger companies.
- **Non-Correlation Risk.** As with all index funds, the performance of the Fund and its Index may differ from each other for a variety of reasons.
- **Non-Diversification Risk.** The Fund is considered to be non-diversified, which means that it may invest more of its assets in the securities of a single issuer or a smaller number of issuers than if it were a diversified fund. To the extent the Fund invests a significant percentage of its assets in a limited number of issuers, the Fund is subject to

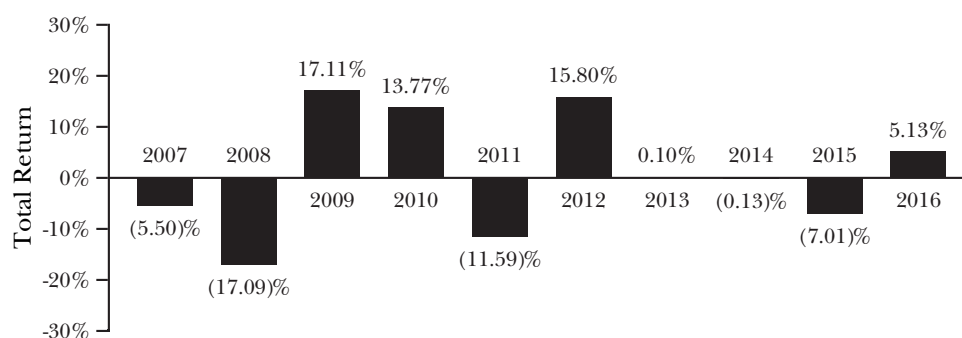
the risks of investing in those few issuers, and may be more susceptible to a single adverse economic or regulatory occurrence. As a result, changes in the market value of a single security could cause greater fluctuations in the value of Fund shares than would occur in a diversified fund.

- **Operational Risk.** The Fund and its service providers may experience disruptions that arise from human error, processing and communications errors, counterparty or third-party errors, technology or systems failures, any of which may have an adverse impact on the Fund.

## Fund Performance

Historical Fund performance, which varies over time, can provide an indication of the risks of investing in the Fund. The bar chart that follows shows the annual total returns of the Fund for each full calendar year since the Fund commenced operations. The table that follows the bar chart shows the Fund's average annual total returns, both before and after taxes. This table also shows how the Fund's performance compares to the Index and that of a relevant broad-based securities index. Index returns do not reflect deductions for fees, expenses or taxes. All returns assume reinvestment of dividends and distributions. The Fund's past performance (before and after taxes) is not necessarily an indication of how the Fund will perform in the future.

The Fund's name and objective changed effective June 19, 2009. Fund performance prior to June 19, 2009 reflects the investment objective and style of the Fund when it was the WisdomTree Japan Equity Income Fund, and tracked the performance of the WisdomTree Japan Equity Income Index.



The Fund's year-to-date total return as of June 30, 2017 was 15.45%.

## Best and Worst Quarter Returns (for the periods reflected in the bar chart above)

	Return	Quarter/Year
Highest Return	19.27%	3Q/2010
Lowest Return	(21.73)%	3Q/2011

After-tax returns are calculated using the highest historical individual federal marginal income tax rates and do not reflect the impact of state and local taxes. Actual after-tax returns depend on your tax situation and may differ from those shown and are not relevant if you hold your shares through tax-deferred arrangements, such as 401(k) plans or individual retirement accounts. In some cases the return after taxes may exceed the return before taxes due to an assumed tax benefit from any losses on a sale of Fund shares at the end of the measurement period.

## Average Annual Total Returns for the periods ending December 31, 2016

WisdomTree Global ex-U.S. Quality Dividend Growth Fund*	1 Year	5 Years	10 Years
Return Before Taxes Based on NAV	5.13%	2.50%	0.43%
Return After Taxes on Distributions	4.53%	2.01%	0.04%
Return After Taxes on Distributions and Sale of Fund Shares	3.42%	2.02%	0.49%
WisdomTree Japan Equity Income/Global ex-US Quality Dividend Growth Spliced Index** (Reflects no deduction for fees, expenses or taxes)	5.70%	3.25%	1.04%
MSCI Japan Value/MSCI AC World ex USA Growth Spliced Index*** (Reflects no deduction for fees, expenses or taxes)	0.12%	5.34%	2.15%

\* The Fund's objective changed effective June 19, 2009. Prior to that date, the Fund sought to track the price and yield performance, before fees and expenses, of the WisdomTree Japan Equity Income Index. As of June 19, 2009, the Fund's objective seeks to track the price and yield performance, before fees and expenses, of the WisdomTree Global ex-U.S. Dividend Growth Index.

\*\* Reflects performance of the WisdomTree Japan Equity Income Index prior to June 19, 2009 and the WisdomTree Global ex-U.S. Quality Dividend Growth Index thereafter.

\*\*\* Reflects performance of the MSCI Japan Value Index prior to June 19, 2009 and the MSCI AC World ex-USA Growth Index thereafter.

## **Management**

### **Investment Adviser and Sub-Adviser**

WisdomTree Asset Management, Inc. serves as investment adviser to the Fund. Mellon Capital Management Corporation serves as sub-adviser to the Fund.

### **Portfolio Managers**

The Fund is managed by Mellon Capital's Equity Portfolio Management team. The individual members of the team jointly and primarily responsible for the day-to-day management of the Fund's portfolio are described below.

Karen Q. Wong, CFA, a Managing Director, Head of Equity Portfolio Management, has been a portfolio manager of the Fund since February 2008.

Richard A. Brown, CFA, a Managing Director and Senior Portfolio Manager, Equity Portfolio Management, has been a portfolio manager of the Fund since February 2008.

Thomas J. Durante, CFA, a Managing Director and Senior Portfolio Manager, Equity Portfolio Management, has been a portfolio manager of the Fund since February 2008.

### **Buying and Selling Fund Shares**

The Fund is an ETF. This means that shares of the Fund are listed on a national securities exchange, such as NYSE Arca, and trade at market prices. Most investors will buy and sell shares of the Fund through brokers. Because Fund shares trade at market prices rather than NAV, shares may trade at a price greater than NAV (premium) or less than NAV (discount).

The Fund issues and redeems shares at NAV only in large blocks of shares ("Creation Units"), which only certain institutions or large investors (typically market makers or other broker-dealers) may purchase or redeem. Currently, Creation Units generally consist of 100,000 shares, though this may change from time to time. Creation Units are not expected to consist of less than 25,000 shares. The Fund issues and redeems Creation Units in exchange for a portfolio of securities and/or U.S. cash.

### **Tax Information**

The Fund intends to make distributions that may be taxed as ordinary income, qualified dividend income, or capital gains.

### **Payments to Broker-Dealers and Other Financial Intermediaries**

If you purchase shares of the Fund through a broker-dealer or other financial intermediary (such as a bank) (an "Intermediary"), WisdomTree Asset Management or its affiliates may pay Intermediaries for certain activities related to the Fund, including participation in activities that are designed to make Intermediaries more knowledgeable about exchange traded products, including the Fund, or for other activities, such as marketing, educational training or other initiatives related to the sale or promotion of Fund shares. These payments may create a conflict of interest by influencing the Intermediary and your salesperson to recommend the Fund over another investment. Any such arrangements do not result in increased Fund expenses. Ask your salesperson or visit the Intermediary's website for more information.

# WisdomTree Global ex-U.S. Real Estate Fund

## Investment Objective

The WisdomTree Global ex-U.S. Real Estate Fund (the “Fund”) seeks to track the price and yield performance, before fees and expenses, of the WisdomTree Global ex-U.S. Real Estate Index (the “Index”).

## Fees and Expenses of the Fund

The following table describes the fees and expenses you may pay if you buy and hold shares of the Fund. The fees are expressed as a percentage of the Fund’s average net assets.

<b>Shareholder Fees</b> (fees paid directly from your investment)	None
<b>Annual Fund Operating Expenses</b> (expenses that you pay each year as a percentage of the value of your investment)	
Management Fees	0.58%
Distribution and/or Service (12b-1) Fees	None
Other Expenses	0.00%
<b>Total Annual Fund Operating Expenses</b>	0.58%

## Example

The following example is intended to help retail investors compare the cost of investing in the Fund with the cost of investing in other funds. It illustrates the hypothetical expenses that such investors would incur over various periods if they were to invest \$10,000 in the Fund for the time periods indicated and then redeem all of the shares at the end of those periods. This example assumes that the Fund provides a return of 5% a year and that operating expenses remain the same. This example does not include the brokerage commissions that retail investors may pay to buy and sell shares of the Fund. Although your actual costs may be higher or lower, based on these assumptions, your costs would be:

	<b>1 Year</b>	<b>3 Years</b>	<b>5 Years</b>	<b>10 Years</b>
	\$ 59	\$ 186	\$ 324	\$ 726

## Portfolio Turnover

The Fund pays transaction costs, such as commissions, when it buys and sells securities (or “turns over” its portfolio). A higher portfolio turnover rate may indicate higher transaction costs and may result in higher taxes when Fund shares are held in a taxable account. These costs, which are not reflected in annual fund operating expenses or in the example, affect the Fund’s performance. During the most recent fiscal year, the Fund’s portfolio turnover rate was 19% of the average value of its portfolio, excluding the value of portfolio securities received or delivered as a result of in-kind creations or redemptions of the Fund’s capital shares.

## Principal Investment Strategies of the Fund

The Fund employs a “passive management” – or indexing – investment approach designed to track the performance of the Index. The Fund generally uses a representative sampling strategy to achieve its investment objective, meaning it generally will invest in a sample of the securities in the Index whose risk, return and other characteristics resemble the risk, return and other characteristics of the Index as a whole. Under normal circumstances, at least 95% of the Fund’s total assets (exclusive of collateral held from securities lending) will be invested in component securities of the Index and investments that have economic characteristics that are substantially identical to the economic characteristics of such component securities.

The Index is a fundamentally weighted index that is comprised of companies from developed and emerging markets outside of the United States that are classified as being part of the “Global Real Estate” sector. Companies are selected from the WisdomTree Global ex-U.S. Dividend Index, which defines the dividend-paying universe of companies in developed countries and emerging markets throughout the world, excluding the United States. To be eligible for inclusion in the Index, a company must meet the following criteria: (i) incorporation within Europe, Japan, Australia, Brazil, Canada, Chile, China, Hong Kong, India, Indonesia, Israel, Malaysia, Mexico, New Zealand, Philippines, Singapore, South Africa, Taiwan or Thailand; (ii) payment of at least \$5 million in cash dividends paid on common shares in the annual cycle prior to the annual Index screening date; (iii) market capitalization must be greater than \$1 billion as of the annual Index screening date; (iv) average daily dollar trading volume of at least \$100,000 for three months preceding the annual Index screening date; and (v) trading of at least 250,000 shares for



each of the six months preceding the annual Index screening date. Constituents will be among the following types of companies: real estate operating companies, real estate developing companies, or diversified REITs. The Index also includes companies that may be classified as Passive Foreign Investment Companies.

Securities are weighted in the Index based on dividends paid over the prior annual cycle. Companies that pay a greater total dollar amount of dividends are more heavily weighted. To derive a company's initial Index weight, (i) *multiply* the U.S. dollar value of the company's annual gross dividend per share by the number of common shares outstanding for that company (the "Cash Dividend Factor"); (ii) calculate the Cash Dividend Factor for each company; (iii) add together all of the companies' Cash Dividend Factors; and (iv) *divide* the company's Cash Dividend Factor by the sum of all Cash Dividend Factors. The maximum weight of any one country in the Index, at the time of the Index's annual screening date, is capped at 25%; however, country weights may fluctuate above the specified cap in response to market conditions and/or the application of volume factor adjustments. The Index methodology applies a volume factor adjustment to reduce a component security's weight in the Index and reallocate the reduction in weight pro rata among the other securities if, as of the annual Index screening date, a component security no longer meets certain trading volume thresholds.

WisdomTree Investments, Inc. ("WisdomTree Investments"), as Index provider, currently uses Standard & Poor's Global Industry Classification Standards ("S&P GICS") to define real estate companies. Real estate companies include, among others, companies involved in diversified real estate activities, real estate development companies, real estate operating companies, retail REITs, diversified REITs, office REITs, and industrial REITs. As of June 30, 2017, a significant portion of the Index is comprised of companies in the real estate sector.

To the extent the Index concentrates (*i.e.*, holds 25% or more of its total assets) in the securities of a particular industry or group of industries, the Fund will concentrate its investments to approximately the same extent as the Index.

### **Principal Risks of Investing in the Fund**

You can lose money on your investment in the Fund. The Fund is subject to the risks described below. Some or all of these risks may adversely affect the Fund's net asset value per share ("NAV"), trading price, yield, total return and/or ability to meet its objectives. For more information about the risks of investing in the Fund, see the sections in the Fund's Prospectus titled "Additional Principal Risk Information About the Funds" and "Additional Non-Principal Risk Information."

- **Investment Risk.** As with all investments, an investment in the Fund is subject to investment risk. Investors in the Fund could lose money, including the possible loss of the entire principal amount of an investment, over short or long periods of time.
- **Market Risk.** The trading prices of equity securities and other instruments fluctuate in response to a variety of factors, such as economic, financial or political events that impact the entire market, market segments, or specific issuers. The Fund's NAV and market price may fluctuate significantly in response to these and other factors. As a result, an investor could lose money over short or long periods of time.
- **Shares of the Fund May Trade at Prices Other Than NAV.** As with all exchange-traded funds ("ETFs"), Fund shares may be bought and sold in the secondary market at market prices. The trading prices of the Fund's shares in the secondary market generally differ from the Fund's daily NAV and there may be times when the market price of the shares is more than the NAV (premium) or less than the NAV (discount). This risk is heightened in times of market volatility or periods of steep market declines. Because securities held by the Fund trade on foreign exchanges that are closed when the Fund's primary listing exchange is open, the Fund is likely to experience premiums and discounts greater than those of domestic ETFs.
- **Capital Controls and Sanctions Risk.** Economic conditions, such as volatile currency exchange rates and interest rates, political events, military action and other conditions may, without prior warning, lead to foreign government intervention (including intervention by the U.S. government with respect to foreign governments, economic sectors, foreign companies and related securities and interests) and the imposition of capital controls and/or sanctions, which may also include retaliatory actions of one government against another government, such as seizure of assets. Capital controls and/or sanctions include the prohibition of, or restrictions on, the ability to own or transfer currency, securities or other assets, which may potentially include derivative instruments related thereto. Capital controls and/or sanctions may also impact the ability of the Fund to buy, sell, transfer, receive, deliver or otherwise obtain exposure to, foreign securities or currency, negatively impact the value and/or liquidity of such instruments, adversely affect the trading market and price for shares of the Fund, and cause the Fund to decline in value.

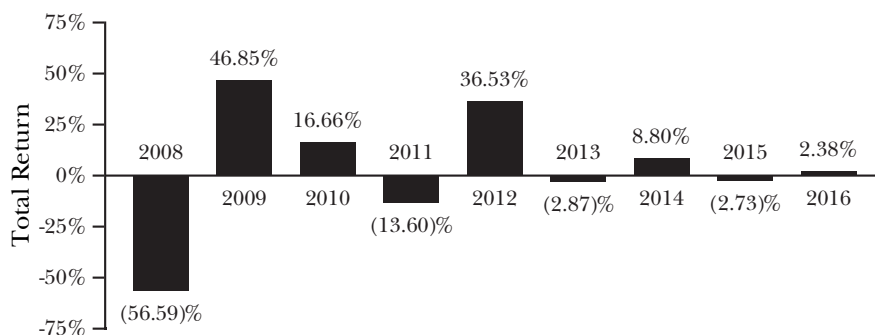
- **Cash Redemption Risk.** The Fund's investment strategy will require it to redeem shares for cash or to otherwise include cash as part of its redemption proceeds. The Fund may be required to sell or unwind portfolio investments in order to obtain the cash needed to distribute redemption proceeds. This may cause the Fund to recognize a capital gain that it might not have recognized if it had made a redemption in-kind. As a result, the Fund may pay out higher annual capital gain distributions than if the in-kind redemption process was used.
- **Currency Exchange Rate Risk.** Changes in currency exchange rates and the relative value of non-U.S. currencies will affect the value of the Fund's investment and the value of your Fund shares. Currency exchange rates can be very volatile and can change quickly and unpredictably. As a result, the value of an investment in the Fund may change quickly and without warning and you may lose money.
- **Cyber Security Risk.** The Fund and its service providers may be susceptible to operational and information security risks resulting from a breach in cyber security, including cyber-attacks. A breach in cyber security, intentional or unintentional, may adversely impact the Fund in many ways, including, but not limited to, disruption of the Fund's operational capacity, loss of proprietary information, theft or corruption of data, denial-of-service attacks on websites or network resources, and the unauthorized release of confidential information. Cyber-attacks affecting the Fund's third-party service providers, market makers, Authorized Participants, or the issuers of securities in which the Fund invests may subject the Fund to many of the same risks associated with direct cyber security breaches.
- **Emerging Markets Risk.** Investments in securities and instruments traded in developing or emerging markets, or that provide exposure to such securities or markets, can involve additional risks relating to political, economic, or regulatory conditions not associated with investments in U.S. securities and instruments or investments in more developed international markets. Such conditions may impact the ability of the Fund to buy, sell or otherwise transfer securities, adversely affect the trading market and price for Fund shares and cause the Fund to decline in value.
- **Foreign Securities Risk.** Investments in non-U.S. securities involve political, regulatory, and economic risks that may not be present in U.S. securities. For example, investments in non-U.S. securities may be subject to risk of loss due to foreign currency fluctuations, political or economic instability, or geographic events that adversely impact issuers of foreign securities. Investments in non-U.S. securities also may be subject to withholding or other taxes and may be subject to additional trading, settlement, custodial, and operational risks. These and other factors can make investments in the Fund more volatile and potentially less liquid than other types of investments and may be heightened in connection with investments in developing or emerging markets countries.
- **Geographic Investment Risk.** To the extent the Fund invests a significant portion of its assets in securities of companies of a single country or region, it is more likely to be impacted by events or conditions affecting that country or region. The Fund currently invests a significant portion of its assets in companies organized in Hong Kong, although this may change from time to time.
- **Geopolitical Risk.** Some countries and regions in which the Fund invests have experienced security concerns, war, threats of war, aggression and/or conflict, terrorism, economic uncertainty, natural and environmental disasters and/or systemic market dislocations (including due to events outside of such countries or regions) that have led, and in the future may lead, to increased short-term market volatility and may have adverse long-term effects on the U.S. and world economies and markets generally, each of which may negatively impact the Fund's investments.
- **Index and Data Risk.** The Fund is not "actively" managed and seeks to track the price and yield performance, before fees and expenses, of the Index. The Index provider has the right to make adjustments to the Index or to cease making the Index available without regard to the particular interests of the Fund or its shareholders. If the computers or other facilities of the Index provider, Index calculation agent, data providers and/or relevant stock exchange malfunction for any reason, calculation and dissemination of Index values may be delayed and trading in Fund shares may be suspended for a period of time. Errors in Index data, Index calculations and/or the construction of the Index may occur from time to time and may not be identified and/or corrected by the Index provider, Index calculation agent or other applicable party for a period of time or at all, which may have an adverse impact on the Fund and its shareholders. The potential risk of continuing error may be particularly heightened in the case of the Index, which is generally not used as a benchmark by other funds or managers.

- **Investment Style Risk.** The Fund invests in the securities included in, or representative of, the Index regardless of their investment merit. The Fund does not attempt to outperform the Index or take defensive positions in declining markets. As a result, the Fund's performance may be adversely affected by a general decline in the market segments relating to the Index.
- **Issuer-Specific Risk.** Issuer-specific events, including changes in the actual or perceived financial condition of an issuer, can have a negative impact on the value of the Fund.
- **Large-Capitalization Investing Risk.** The Fund may invest in the securities of large-capitalization companies. As a result, the Fund's performance may be adversely affected if securities of large-capitalization companies underperform securities of smaller-capitalization companies or the market as a whole. Large-capitalization companies may adapt more slowly to new competitive challenges and be subject to slower growth during times of economic expansion.
- **Mid-Capitalization Investing Risk.** The Fund may invest in the securities of mid-capitalization companies. As a result, the Fund's performance may be adversely affected if securities of mid-capitalization companies underperform securities of other capitalization ranges or the market as a whole. Securities of mid-capitalization companies are often less stable and more vulnerable to market volatility and adverse economic developments than securities of larger companies.
- **Non-Correlation Risk.** As with all index funds, the performance of the Fund and its Index may differ from each other for a variety of reasons.
- **Non-Diversification Risk.** The Fund is considered to be non-diversified, which means that it may invest more of its assets in the securities of a single issuer or a smaller number of issuers than if it were a diversified fund. To the extent the Fund invests a significant percentage of its assets in a limited number of issuers, the Fund is subject to the risks of investing in those few issuers, and may be more susceptible to a single adverse economic or regulatory occurrence. As a result, changes in the market value of a single security could cause greater fluctuations in the value of Fund shares than would occur in a diversified fund.
- **Operational Risk.** The Fund and its service providers may experience disruptions that arise from human error, processing and communications errors, counterparty or third-party errors, technology or systems failures, any of which may have an adverse impact on the Fund.
- **Real Estate Sector Risk.** The Fund invests primarily in real estate companies, including investments in real estate investment trusts ("REITs"), and therefore the Fund's performance could be negatively impacted by events affecting this sector. REITs are securities that invest substantially all of their assets in real estate, trade like stocks and may qualify for special tax considerations. Investments in REITs subject the Fund to risks associated with the direct ownership of real estate. The real estate sector also includes real estate management and development companies. This sector can be significantly affected by, among other things, market conditions or events such as declining property values or rising interest rates.

## **Fund Performance**

Historical Fund performance, which varies over time, can provide an indication of the risks of investing in the Fund. The bar chart that follows shows the annual total returns of the Fund for each full calendar year since the Fund commenced operations. The table that follows the bar chart shows the Fund's average annual total returns, both before and after taxes. This table also shows how the Fund's performance compares to the Index and that of a relevant broad-based securities index. Index returns do not reflect deductions for fees, expenses or taxes. All returns assume reinvestment of dividends and distributions. The Fund's past performance (before and after taxes) is not necessarily an indication of how the Fund will perform in the future.

The Fund's name and objective changed effective June 17, 2011. Fund performance prior to June 17, 2011 reflects the investment objective and style of the Fund when it was the WisdomTree International Real Estate Fund, and tracked the performance of the WisdomTree International Real Estate Index.



The Fund's year-to-date total return as of June 30, 2017 was 18.81%.

#### Best and Worst Quarter Returns (for the periods reflected in the bar chart above)

	Return	Quarter/Year
Highest Return	36.89%	2Q/2009
Lowest Return	(27.99)%	4Q/2008

After-tax returns are calculated using the highest historical individual federal marginal income tax rates and do not reflect the impact of state and local taxes. Actual after-tax returns depend on your tax situation and may differ from those shown and are not relevant if you hold your shares through tax-deferred arrangements, such as 401(k) plans or individual retirement accounts. In some cases the return after taxes may exceed the return before taxes due to an assumed tax benefit from any losses on a sale of Fund shares at the end of the measurement period.

#### Average Annual Total Returns for the periods ending December 31, 2016

WisdomTree Global ex-U.S. Real Estate Fund*	1 Year	5 Years	Since Inception June 5, 2007
Return Before Taxes Based on NAV	2.38%	7.52%	(1.14)%
Return After Taxes on Distributions	0.23%	5.60%	(2.96)%
Return After Taxes on Distributions and Sale of Fund Shares	1.69%	5.31%	(1.38)%
WisdomTree International Real Estate/Global ex-U.S. Real Estate Spliced Index** (Reflects no deduction for fees, expenses or taxes)	2.62%	7.78%	(0.97)%
Dow Jones Global ex-U.S. Select Real Estate Securities Index (Reflects no deduction for fees, expenses or taxes)	0.74%	8.47%	(1.21)%

\* The Fund's objective changed effective June 17, 2011. Prior to that date, the Fund sought to track the price and yield performance, before fees and expenses, of the WisdomTree International Real Estate Index. As of June 17, 2011, the Fund's objective seeks to track the price and yield performance, before fees and expenses, of the WisdomTree Global ex-U.S. Real Estate Index.

\*\* Reflects performance of the WisdomTree International Real Estate Index prior to June 17, 2011 and the WisdomTree Global ex-U.S. Real Estate Index thereafter.

#### Management

##### Investment Adviser and Sub-Adviser

WisdomTree Asset Management, Inc. serves as investment adviser to the Fund. Mellon Capital Management Corporation serves as sub-adviser to the Fund.

##### Portfolio Managers

The Fund is managed by Mellon Capital's Equity Portfolio Management team. The individual members of the team jointly and primarily responsible for the day-to-day management of the Fund's portfolio are described below.

Karen Q. Wong, CFA, a Managing Director, Head of Equity Portfolio Management, has been a portfolio manager of the Fund since February 2008.

Richard A. Brown, CFA, a Managing Director and Senior Portfolio Manager, Equity Portfolio Management, has been a portfolio manager of the Fund since February 2008.

Thomas J. Durante, CFA, a Managing Director and Senior Portfolio Manager, Equity Portfolio Management, has been a portfolio manager of the Fund since February 2008.

### **Buying and Selling Fund Shares**

The Fund is an ETF. This means that shares of the Fund are listed on a national securities exchange, such as NYSE Arca, and trade at market prices. Most investors will buy and sell shares of the Fund through brokers. Because Fund shares trade at market prices rather than NAV, shares may trade at a price greater than NAV (premium) or less than NAV (discount).

The Fund issues and redeems shares at NAV only in large blocks of shares (“Creation Units”), which only certain institutions or large investors (typically market makers or other broker-dealers) may purchase or redeem. Currently, Creation Units generally consist of 50,000 shares, though this may change from time to time. Creation Units are not expected to consist of less than 25,000 shares. The Fund issues and redeems Creation Units in exchange for a portfolio of securities and/or U.S. cash.

### **Tax Information**

The Fund intends to make distributions that may be taxed as ordinary income, qualified dividend income, or capital gains.

### **Payments to Broker-Dealers and Other Financial Intermediaries**

If you purchase shares of the Fund through a broker-dealer or other financial intermediary (such as a bank) (an “Intermediary”), WisdomTree Asset Management or its affiliates may pay Intermediaries for certain activities related to the Fund, including participation in activities that are designed to make Intermediaries more knowledgeable about exchange traded products, including the Fund, or for other activities, such as marketing, educational training or other initiatives related to the sale or promotion of Fund shares. These payments may create a conflict of interest by influencing the Intermediary and your salesperson to recommend the Fund over another investment. Any such arrangements do not result in increased Fund expenses. Ask your salesperson or visit the Intermediary’s website for more information.



# WisdomTree Asia Pacific ex-Japan Fund

## Investment Objective

The WisdomTree Asia Pacific ex-Japan Fund (the “Fund”) seeks to track the price and yield performance, before fees and expenses, of the WisdomTree Asia Pacific ex-Japan Index (the “Index”).

## Fees and Expenses of the Fund

The following table describes the fees and expenses you may pay if you buy and hold shares of the Fund. The fees are expressed as a percentage of the Fund’s average net assets.

<b>Shareholder Fees</b> (fees paid directly from your investment)	None
<b>Annual Fund Operating Expenses</b> (expenses that you pay each year as a percentage of the value of your investment)	
Management Fees	0.48%
Distribution and/or Service (12b-1) Fees	None
Other Expenses	0.00%
<b>Total Annual Fund Operating Expenses</b>	0.48%

## Example

The following example is intended to help retail investors compare the cost of investing in the Fund with the cost of investing in other funds. It illustrates the hypothetical expenses that such investors would incur over various periods if they were to invest \$10,000 in the Fund for the time periods indicated and then redeem all of the shares at the end of those periods. This example assumes that the Fund provides a return of 5% a year and that operating expenses remain the same. This example does not include the brokerage commissions that retail investors may pay to buy and sell shares of the Fund. Although your actual costs may be higher or lower, based on these assumptions, your costs would be:

	<b>1 Year</b>	<b>3 Years</b>	<b>5 Years</b>	<b>10 Years</b>
	\$ 49	\$ 154	\$ 269	\$ 604

## Portfolio Turnover

The Fund pays transaction costs, such as commissions, when it buys and sells securities (or “turns over” its portfolio). A higher portfolio turnover rate may indicate higher transaction costs and may result in higher taxes when Fund shares are held in a taxable account. These costs, which are not reflected in annual fund operating expenses or in the example, affect the Fund’s performance. During the most recent fiscal year, the Fund’s portfolio turnover rate was 27% of the average value of its portfolio, excluding the value of portfolio securities received or delivered as a result of in-kind creations or redemptions of the Fund’s capital shares.

## Principal Investment Strategies of the Fund

The Fund employs a “passive management” – or indexing – investment approach designed to track the performance of the Index. The Fund generally uses a representative sampling strategy to achieve its investment objective, meaning it generally will invest in a sample of the securities in the Index whose risk, return and other characteristics resemble the risk, return and other characteristics of the Index as a whole. Under normal circumstances, at least 95% of the Fund’s total assets (exclusive of collateral held from securities lending) will be invested in component securities of the Index and investments that have economic characteristics that are substantially identical to the economic characteristics of such component securities.

The Index is a fundamentally weighted index that is comprised of dividend-paying companies in the Asia Pacific region, excluding Japan. The Index is comprised of the 300 largest companies ranked by market capitalization that meet the following eligibility criteria: (i) incorporation within one of the following countries: Australia, China, Hong Kong, India, Indonesia, Malaysia, New Zealand, Philippines, Singapore, South Korea, Taiwan and Thailand; (ii) payment of at least \$5 million in cash dividends on common shares in the annual cycle prior to the annual Index screening date; (iii) market capitalization of at least \$100 million as of the annual Index screening date; (iv) average daily dollar trading volume of at least \$100,000 for the three months preceding the annual Index screening date; and (v) trading of at least 250,000 shares per month for each of the six months preceding the annual Index screening date.

Securities are weighted in the Index based on dividends paid over the prior annual cycle. Companies that pay a greater total dollar amount of dividends are more heavily weighted. To derive a company's initial Index weight, (i) *multiply* the U.S. dollar value of the company's annual gross dividend per share by the number of common shares outstanding for that company (the "Cash Dividend Factor"); (ii) calculate the Cash Dividend Factor for each company; (iii) add together all of the companies' Cash Dividend Factors; and (iv) *divide* the company's Cash Dividend Factor by the sum of all Cash Dividend Factors. The maximum weight of any one sector and any one country in the Index, at the time of the Index's annual screening date, is capped at 25%; however, sector and/or country weights may fluctuate above the specified cap in response to market conditions and/or the application of volume factor adjustments. The Index methodology applies a volume factor adjustment to reduce a component security's weight in the Index and reallocate the reduction in weight pro rata among the other securities if, as of the annual Index screening date, a component security no longer meets certain trading volume thresholds.

WisdomTree Investments, Inc. ("WisdomTree Investments"), as Index provider, currently uses Standard & Poor's Global Industry Classification Standards ("S&P GICS") to define companies within a sector. The following sectors are included in the Index: consumer discretionary, consumer staples, energy, financials, health care, industrials, information technology, materials, real estate, telecommunication services, and utilities. A sector is comprised of multiple industries. For example, the energy sector is comprised of companies in, among others, the natural gas, oil and petroleum industries. As of June 30, 2017, a significant portion of the Index is comprised of companies in the financial, information technology and telecommunications sectors.

To the extent the Index concentrates (*i.e.*, holds 25% or more of its total assets) in the securities of a particular industry or group of industries, the Fund will concentrate its investments to approximately the same extent as the Index.

### **Principal Risks of Investing in the Fund**

You can lose money on your investment in the Fund. The Fund is subject to the risks described below. Some or all of these risks may adversely affect the Fund's net asset value per share ("NAV"), trading price, yield, total return and/or ability to meet its objectives. For more information about the risks of investing in the Fund, see the sections in the Fund's Prospectus titled "Additional Principal Risk Information About the Funds" and "Additional Non-Principal Risk Information."

- **Investment Risk.** As with all investments, an investment in the Fund is subject to investment risk. Investors in the Fund could lose money, including the possible loss of the entire principal amount of an investment, over short or long periods of time.
- **Market Risk.** The trading prices of equity securities and other instruments fluctuate in response to a variety of factors, such as economic, financial or political events that impact the entire market, market segments, or specific issuers. The Fund's NAV and market price may fluctuate significantly in response to these and other factors. As a result, an investor could lose money over short or long periods of time.
- **Shares of the Fund May Trade at Prices Other Than NAV.** As with all exchange-traded funds ("ETFs"), Fund shares may be bought and sold in the secondary market at market prices. The trading prices of the Fund's shares in the secondary market generally differ from the Fund's daily NAV and there may be times when the market price of the shares is more than the NAV (premium) or less than the NAV (discount). This risk is heightened in times of market volatility or periods of steep market declines. Because securities held by the Fund trade on foreign exchanges that are closed when the Fund's primary listing exchange is open, the Fund is likely to experience premiums and discounts greater than those of domestic ETFs.
- **Capital Controls and Sanctions Risk.** Economic conditions, such as volatile currency exchange rates and interest rates, political events, military action and other conditions may, without prior warning, lead to foreign government intervention (including intervention by the U.S. government with respect to foreign governments, economic sectors, foreign companies and related securities and interests) and the imposition of capital controls and/or sanctions, which may also include retaliatory actions of one government against another government, such as seizure of assets. Capital controls and/or sanctions include the prohibition of, or restrictions on, the ability to own or transfer currency, securities or other assets, which may potentially include derivative instruments related thereto. Capital controls and/or sanctions may also impact the ability of the Fund to buy, sell, transfer, receive, deliver or otherwise obtain exposure to, foreign securities or currency, negatively impact the value and/or liquidity of such instruments, adversely affect the trading market and price for shares of the Fund, and cause the Fund to decline in value.

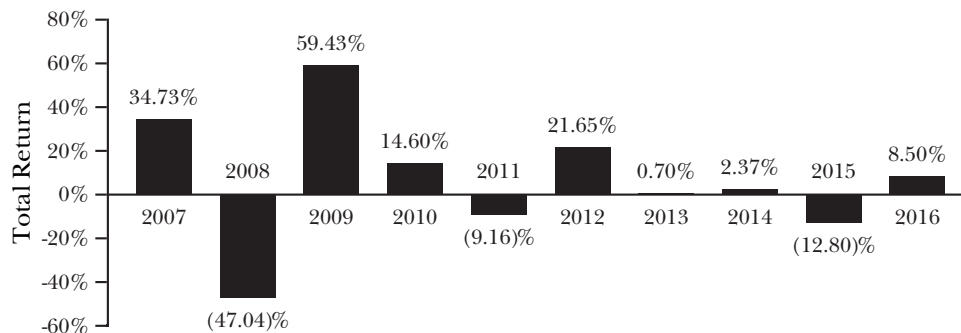
- **Cash Redemption Risk.** The Fund's investment strategy will require it to redeem shares for cash or to otherwise include cash as part of its redemption proceeds. The Fund may be required to sell or unwind portfolio investments in order to obtain the cash needed to distribute redemption proceeds. This may cause the Fund to recognize a capital gain that it might not have recognized if it had made a redemption in-kind. As a result, the Fund may pay out higher annual capital gain distributions than if the in-kind redemption process was used.
- **Currency Exchange Rate Risk.** Changes in currency exchange rates and the relative value of non-U.S. currencies will affect the value of the Fund's investment and the value of your Fund shares. Currency exchange rates can be very volatile and can change quickly and unpredictably. As a result, the value of an investment in the Fund may change quickly and without warning and you may lose money.
- **Cyber Security Risk.** The Fund and its service providers may be susceptible to operational and information security risks resulting from a breach in cyber security, including cyber-attacks. A breach in cyber security, intentional or unintentional, may adversely impact the Fund in many ways, including, but not limited to, disruption of the Fund's operational capacity, loss of proprietary information, theft or corruption of data, denial-of-service attacks on websites or network resources, and the unauthorized release of confidential information. Cyber-attacks affecting the Fund's third-party service providers, market makers, Authorized Participants, or the issuers of securities in which the Fund invests may subject the Fund to many of the same risks associated with direct cyber security breaches.
- **Emerging Markets Risk.** Investments in securities and instruments traded in developing or emerging markets, or that provide exposure to such securities or markets, can involve additional risks relating to political, economic, or regulatory conditions not associated with investments in U.S. securities and instruments or investments in more developed international markets. Such conditions may impact the ability of the Fund to buy, sell or otherwise transfer securities, adversely affect the trading market and price for Fund shares and cause the Fund to decline in value.
- **Financial Sector Risk.** The Fund currently invests a significant portion of its assets in the financial sector, and therefore the Fund's performance could be negatively impacted by events affecting this sector. The financial sector includes, for example, banks and financial institutions providing mortgage and mortgage related services. This sector can be significantly affected by, among other things, changes in interest rates, government regulation, the rate of defaults on corporate, consumer and government debt, the availability and cost of capital, and fallout from the housing and sub-prime mortgage crisis.
- **Foreign Securities Risk.** Investments in non-U.S. securities involve political, regulatory, and economic risks that may not be present in U.S. securities. For example, investments in non-U.S. securities may be subject to risk of loss due to foreign currency fluctuations, political or economic instability, or geographic events that adversely impact issuers of foreign securities. Investments in non-U.S. securities also may be subject to withholding or other taxes and may be subject to additional trading, settlement, custodial, and operational risks. These and other factors can make investments in the Fund more volatile and potentially less liquid than other types of investments and may be heightened in connection with investments in developing or emerging markets countries.
- **Geographic Concentration in the Asia Pacific Region.** Because the Fund invests primarily in the securities of companies in the Asia Pacific region, except Japan, the Fund will be susceptible to loss due to adverse market, political, regulatory, and other events, such as natural disasters, affecting that region. While certain economies in this region are exemplars of growth and development, others have been and continue to be subject, to some extent, to over-extension of credit, currency devaluations and restrictions, high unemployment, high inflation, decreased exports, and economic recessions. Each of these factors may impact the ability of the Fund to buy, sell or otherwise transfer securities, adversely affect the trading market and price for Fund shares and cause the Fund to decline in value. The Fund currently invests a significant portion of its assets in companies organized in Australia, Hong Kong and Taiwan, although this may change from time to time.
- **Geopolitical Risk.** Some countries and regions in which the Fund invests have experienced security concerns, war, threats of war, aggression and/or conflict, terrorism, economic uncertainty, natural and environmental disasters and/or systemic market dislocations (including due to events outside of such countries or regions) that have led, and in the future may lead, to increased short-term market volatility and may have adverse long-term effects on the U.S. and world economies and markets generally, each of which may negatively impact the Fund's investments.

- **Index and Data Risk.** The Fund is not “actively” managed and seeks to track the price and yield performance, before fees and expenses, of the Index. The Index provider has the right to make adjustments to the Index or to cease making the Index available without regard to the particular interests of the Fund or its shareholders. If the computers or other facilities of the Index provider, Index calculation agent, data providers and/or relevant stock exchange malfunction for any reason, calculation and dissemination of Index values may be delayed and trading in Fund shares may be suspended for a period of time. Errors in Index data, Index calculations and/or the construction of the Index may occur from time to time and may not be identified and/or corrected by the Index provider, Index calculation agent or other applicable party for a period of time or at all, which may have an adverse impact on the Fund and its shareholders. The potential risk of continuing error may be particularly heightened in the case of the Index, which is generally not used as a benchmark by other funds or managers.
- **Information Technology Sector Risk.** The Fund currently invests a significant portion of its assets in the information technology sector, and therefore the Fund’s performance could be negatively impacted by events affecting this sector. The information technology sector includes, for example, internet, semiconductor, software, hardware, and technology equipment companies. This sector can be significantly affected by, among other things, the supply and demand for specific products and services, the pace of technological development, and government regulation.
- **Investment Style Risk.** The Fund invests in the securities included in, or representative of, the Index regardless of their investment merit. The Fund does not attempt to outperform the Index or take defensive positions in declining markets. As a result, the Fund’s performance may be adversely affected by a general decline in the market segments relating to the Index.
- **Issuer-Specific Risk.** Issuer-specific events, including changes in the actual or perceived financial condition of an issuer, can have a negative impact on the value of the Fund.
- **Large-Capitalization Investing Risk.** The Fund may invest in the securities of large-capitalization companies. As a result, the Fund’s performance may be adversely affected if securities of large-capitalization companies underperform securities of smaller-capitalization companies or the market as a whole. Large-capitalization companies may adapt more slowly to new competitive challenges and be subject to slower growth during times of economic expansion.
- **Mid-Capitalization Investing Risk.** The Fund may invest in the securities of mid-capitalization companies. As a result, the Fund’s performance may be adversely affected if securities of mid-capitalization companies underperform securities of other capitalization ranges or the market as a whole. Securities of mid-capitalization companies are often less stable and more vulnerable to market volatility and adverse economic developments than securities of larger companies.
- **Non-Correlation Risk.** As with all index funds, the performance of the Fund and its Index may differ from each other for a variety of reasons.
- **Non-Diversification Risk.** The Fund is considered to be non-diversified, which means that it may invest more of its assets in the securities of a single issuer or a smaller number of issuers than if it were a diversified fund. To the extent the Fund invests a significant percentage of its assets in a limited number of issuers, the Fund is subject to the risks of investing in those few issuers, and may be more susceptible to a single adverse economic or regulatory occurrence. As a result, changes in the market value of a single security could cause greater fluctuations in the value of Fund shares than would occur in a diversified fund.
- **Operational Risk.** The Fund and its service providers may experience disruptions that arise from human error, processing and communications errors, counterparty or third-party errors, technology or systems failures, any of which may have an adverse impact on the Fund.
- **Telecommunications Sector Risk.** The Fund currently invests a significant portion of its assets in the telecommunication services sector, and therefore the Fund’s performance could be negatively impacted by events affecting this sector. The telecommunications sector includes, for example, wireless and fixed-line telecommunications service providers and companies that provide high-density data transmission services through high bandwidth or fiber-optic cable networks. This sector can be significantly affected by, among other things, government intervention and regulation, technological innovations that make existing products and services obsolete, and consumer demand.

## Fund Performance

Historical Fund performance, which varies over time, can provide an indication of the risks of investing in the Fund. The bar chart that follows shows the annual total returns of the Fund for each full calendar year since the Fund commenced operations. The table that follows the bar chart shows the Fund's average annual total returns, both before and after taxes. This table also shows how the Fund's performance compares to the Index and that of a relevant broad-based securities index. Index returns do not reflect deductions for fees, expenses or taxes. All returns assume reinvestment of dividends and distributions. The Fund's past performance (before and after taxes) is not necessarily an indication of how the Fund will perform in the future.

The Fund's name and objective changed effective June 17, 2011. Fund performance prior to June 17, 2011 reflects the investment objective and style of the Fund when it was the WisdomTree Pacific ex-Japan Total Dividend Fund, and tracked the performance of the WisdomTree Pacific ex-Japan Dividend Index.



The Fund's year-to-date total return as of June 30, 2017 was 14.21%.

## Best and Worst Quarter Returns (for the periods reflected in the bar chart above)

	Return	Quarter/Year
Highest Return	30.04%	2Q/2009
Lowest Return	(24.05)%	4Q/2008

After-tax returns are calculated using the highest historical individual federal marginal income tax rates and do not reflect the impact of state and local taxes. Actual after-tax returns depend on your tax situation and may differ from those shown and are not relevant if you hold your shares through tax-deferred arrangements, such as 401(k) plans or individual retirement accounts. In some cases the return after taxes may exceed the return before taxes due to an assumed tax benefit from any losses on a sale of Fund shares at the end of the measurement period.

## Average Annual Total Returns for the periods ending December 31, 2016

WisdomTree Asia Pacific ex-Japan Fund*	1 Year	5 Years	10 Years
Return Before Taxes Based on NAV	8.50%	3.48%	3.46%
Return After Taxes on Distributions	7.67%	2.66%	2.54%
Return After Taxes on Distributions and Sale of Fund Shares	5.48%	2.71%	2.66%
WisdomTree Pacific ex-Japan Dividend/Asia Pacific ex-Japan Spliced Index** (Reflects no deduction for fees, expenses or taxes)	9.01%	3.87%	4.26%
MSCI Pacific ex-Japan/MSCI AC Asia Pacific ex-Japan Spliced Index*** (Reflects no deduction for fees, expenses or taxes)	6.75%	4.70%	3.40%

\* The Fund's objective changed effective June 17, 2011. Prior to that date, the Fund sought to track the price and yield performance, before fees and expenses, of the WisdomTree Pacific ex-Japan Dividend Index. As of June 17, 2011, the Fund's objective seeks to track the price and yield performance, before fees and expenses, of the WisdomTree Asia Pacific ex-Japan Index.

\*\* Reflects performance of the WisdomTree Pacific ex-Japan Dividend Index prior to June 17, 2011 and the WisdomTree Asia Pacific ex-Japan Index thereafter.

\*\*\* Reflects performance of the MSCI Pacific ex-Japan Index prior to June 17, 2011 and the MSCI AC Asia Pacific ex-Japan Index thereafter.



## **Management**

### **Investment Adviser and Sub-Adviser**

WisdomTree Asset Management, Inc. serves as investment adviser to the Fund. Mellon Capital Management Corporation serves as sub-adviser to the Fund.

### **Portfolio Managers**

The Fund is managed by Mellon Capital's Equity Portfolio Management team. The individual members of the team jointly and primarily responsible for the day-to-day management of the Fund's portfolio are described below.

Karen Q. Wong, CFA, a Managing Director, Head of Equity Portfolio Management, has been a portfolio manager of the Fund since February 2008.

Richard A. Brown, CFA, a Managing Director and Senior Portfolio Manager, Equity Portfolio Management, has been a portfolio manager of the Fund since February 2008.

Thomas J. Durante, CFA, a Managing Director and Senior Portfolio Manager, Equity Portfolio Management, has been a portfolio manager of the Fund since February 2008.

### **Buying and Selling Fund Shares**

The Fund is an ETF. This means that shares of the Fund are listed on a national securities exchange, such as NYSE Arca, and trade at market prices. Most investors will buy and sell shares of the Fund through brokers. Because Fund shares trade at market prices rather than NAV, shares may trade at a price greater than NAV (premium) or less than NAV (discount).

The Fund issues and redeems shares at NAV only in large blocks of shares ("Creation Units"), which only certain institutions or large investors (typically market makers or other broker-dealers) may purchase or redeem. Currently, Creation Units generally consist of 50,000 shares, though this may change from time to time. Creation Units are not expected to consist of less than 25,000 shares. The Fund issues and redeems Creation Units in exchange for a portfolio of securities and/or U.S. cash.

### **Tax Information**

The Fund intends to make distributions that may be taxed as ordinary income, qualified dividend income, or capital gains.

### **Payments to Broker-Dealers and Other Financial Intermediaries**

If you purchase shares of the Fund through a broker-dealer or other financial intermediary (such as a bank) (an "Intermediary"), WisdomTree Asset Management or its affiliates may pay Intermediaries for certain activities related to the Fund, including participation in activities that are designed to make Intermediaries more knowledgeable about exchange traded products, including the Fund, or for other activities, such as marketing, educational training or other initiatives related to the sale or promotion of Fund shares. These payments may create a conflict of interest by influencing the Intermediary and your salesperson to recommend the Fund over another investment. Any such arrangements do not result in increased Fund expenses. Ask your salesperson or visit the Intermediary's website for more information.

# WisdomTree Emerging Markets High Dividend Fund

## Investment Objective

The WisdomTree Emerging Markets High Dividend Fund (the “Fund”) seeks to track the price and yield performance, before fees and expenses, of the WisdomTree Emerging Markets High Dividend Index (the “Index”).

## Fees and Expenses of the Fund

The following table describes the fees and expenses you may pay if you buy and hold shares of the Fund. The fees are expressed as a percentage of the Fund’s average net assets.

<b>Shareholder Fees</b> (fees paid directly from your investment)	None
<b>Annual Fund Operating Expenses</b> (expenses that you pay each year as a percentage of the value of your investment)	
Management Fees	0.63%
Distribution and/or Service (12b-1) Fees	None
Other Expenses	0.00%
<b>Total Annual Fund Operating Expenses</b>	0.63%

## Example

The following example is intended to help retail investors compare the cost of investing in the Fund with the cost of investing in other funds. It illustrates the hypothetical expenses that such investors would incur over various periods if they were to invest \$10,000 in the Fund for the time periods indicated and then redeem all of the shares at the end of those periods. This example assumes that the Fund provides a return of 5% a year and that operating expenses remain the same. This example does not include the brokerage commissions that retail investors may pay to buy and sell shares of the Fund. Although your actual costs may be higher or lower, based on these assumptions, your costs would be:

	<b>1 Year</b>	<b>3 Years</b>	<b>5 Years</b>	<b>10 Years</b>
	\$ 64	\$ 202	\$ 351	\$ 786

## Portfolio Turnover

The Fund pays transaction costs, such as commissions, when it buys and sells securities (or “turns over” its portfolio). A higher portfolio turnover rate may indicate higher transaction costs and may result in higher taxes when Fund shares are held in a taxable account. These costs, which are not reflected in annual fund operating expenses or in the example, affect the Fund’s performance. During the most recent fiscal year, the Fund’s portfolio turnover rate was 41 % of the average value of its portfolio, excluding the value of portfolio securities received or delivered as a result of in-kind creations or redemptions of the Fund’s capital shares.

## Principal Investment Strategies of the Fund

The Fund employs a “passive management” – or indexing – investment approach designed to track the performance of the Index. The Fund generally uses a representative sampling strategy to achieve its investment objective, meaning it generally will invest in a sample of the securities in the Index whose risk, return and other characteristics resemble the risk, return and other characteristics of the Index as a whole. Under normal circumstances, at least 95% of the Fund’s total assets (exclusive of collateral held from securities lending) will be invested in component securities of the Index and investments that have economic characteristics that are substantially identical to the economic characteristics of such component securities.

The Index is a fundamentally weighted index that is comprised of the highest dividend-yielding common stocks selected from the WisdomTree Emerging Markets Dividend Index, which defines the dividend-paying universe of companies in emerging markets throughout the world. To be eligible for inclusion in the WisdomTree Emerging Markets Dividend Index, a company must meet the following criteria: (i) payment of at least \$5 million in cash dividends on common shares in the annual cycle prior to the annual Index screening date; (ii) market capitalization of at least \$200 million as of the annual Index screening date; (iii) average daily dollar trading volume of at least \$200,000 for each of the six months preceding the annual Index screening date; (iv) incorporation within one of 17 emerging market nations (Brazil, Chile, China, Czech Republic, Hungary, India, Indonesia, Korea, Malaysia, Mexico, Philippines, Poland, Russia, South Africa, Taiwan, Thailand, and Turkey); and (v) trading of at least 250,000 shares per month for each of the six months preceding the annual Index screening

date. Securities eligible for inclusion in the WisdomTree Emerging Markets Dividend Index are ranked by dividend yield. Securities ranking in the highest 30% by dividend yield are selected for inclusion within the Index. If a company currently in the Index is no longer ranked in the top 30% by dividend yield at the time of the annual Index screening date but remains ranked in the top 35% by dividend yield, the company will remain in the Index.

Securities are weighted in the Index based on dividends paid over the prior annual cycle. Companies that pay a greater total dollar amount of dividends are more heavily weighted. To derive a company's initial Index weight, (i) *multiply* the U.S. dollar value of the company's annual gross dividend per share by the number of common shares outstanding for that company (the "Cash Dividend Factor"); (ii) calculate the Cash Dividend Factor for each company; (iii) add together all of the companies' Cash Dividend Factors; and (iv) *divide* the company's Cash Dividend Factor by the sum of all Cash Dividend Factors. At the time of the Index's annual screening date, the maximum weight of any security in the Index is capped at 5%. The maximum weight of any one sector and any one country in the Index, at the time of the Index's annual screening date, is capped at 25%; however, security, sector and/or country weights may fluctuate above the specified cap in response to market conditions and/or the application of volume factor adjustments. The Index methodology applies a volume factor adjustment to reduce a component security's weight in the Index and reallocate the reduction in weight pro rata among the other securities if, as of the annual Index screening date, a component security no longer meets certain trading volume thresholds.

WisdomTree Investments, Inc. ("WisdomTree Investments"), as Index provider, currently uses Standard & Poor's Global Industry Classification Standards ("S&P GICS") to define companies within a sector. The following sectors are included in the Index: consumer discretionary, consumer staples, energy, financials, health care, industrials, information technology, materials, real estate, telecommunication services, and utilities. A sector is comprised of multiple industries. For example, the energy sector is comprised of companies in, among others, the natural gas, oil and petroleum industries. As of June 30, 2017, a significant portion of the Index is comprised of companies in the financial sector.

To the extent the Index concentrates (*i.e.*, holds 25% or more of its total assets) in the securities of a particular industry or group of industries, the Fund will concentrate its investments to approximately the same extent as the Index.

### **Principal Risks of Investing in the Fund**

You can lose money on your investment in the Fund. The Fund is subject to the risks described below. Some or all of these risks may adversely affect the Fund's net asset value per share ("NAV"), trading price, yield, total return and/or ability to meet its objectives. For more information about the risks of investing in the Fund, see the sections in the Fund's Prospectus titled "Additional Principal Risk Information About the Funds" and "Additional Non-Principal Risk Information."

- **Investment Risk.** As with all investments, an investment in the Fund is subject to investment risk. Investors in the Fund could lose money, including the possible loss of the entire principal amount of an investment, over short or long periods of time.
- **Market Risk.** The trading prices of equity securities and other instruments fluctuate in response to a variety of factors, such as economic, financial or political events that impact the entire market, market segments, or specific issuers. The Fund's NAV and market price may fluctuate significantly in response to these and other factors. As a result, an investor could lose money over short or long periods of time.
- **Shares of the Fund May Trade at Prices Other Than NAV.** As with all exchange-traded funds ("ETFs"), Fund shares may be bought and sold in the secondary market at market prices. The trading prices of the Fund's shares in the secondary market generally differ from the Fund's daily NAV and there may be times when the market price of the shares is more than the NAV (premium) or less than the NAV (discount). This risk is heightened in times of market volatility or periods of steep market declines. Because securities held by the Fund trade on foreign exchanges that are closed when the Fund's primary listing exchange is open, the Fund is likely to experience premiums and discounts greater than those of domestic ETFs.
- **Capital Controls and Sanctions Risk.** Economic conditions, such as volatile currency exchange rates and interest rates, political events, military action and other conditions may, without prior warning, lead to foreign government intervention (including intervention by the U.S. government with respect to foreign governments, economic sectors, foreign companies and related securities and interests) and the imposition of capital controls and/or sanctions, which may also include retaliatory actions of one government against another government, such as seizure of assets. Capital controls and/or sanctions include the prohibition of, or restrictions on, the

ability to own or transfer currency, securities or other assets, which may potentially include derivative instruments related thereto. Capital controls and/or sanctions may also impact the ability of the Fund to buy, sell, transfer, receive, deliver or otherwise obtain exposure to, foreign securities or currency, negatively impact the value and/or liquidity of such instruments, adversely affect the trading market and price for shares of the Fund, and cause the Fund to decline in value.

- **Cash Redemption Risk.** The Fund's investment strategy will require it to redeem shares for cash or to otherwise include cash as part of its redemption proceeds. The Fund may be required to sell or unwind portfolio investments in order to obtain the cash needed to distribute redemption proceeds. This may cause the Fund to recognize a capital gain that it might not have recognized if it had made a redemption in-kind. As a result, the Fund may pay out higher annual capital gain distributions than if the in-kind redemption process was used.
- **Currency Exchange Rate Risk.** Changes in currency exchange rates and the relative value of non-U.S. currencies will affect the value of the Fund's investment and the value of your Fund shares. Currency exchange rates can be very volatile and can change quickly and unpredictably. As a result, the value of an investment in the Fund may change quickly and without warning and you may lose money.
- **Cyber Security Risk.** The Fund and its service providers may be susceptible to operational and information security risks resulting from a breach in cyber security, including cyber-attacks. A breach in cyber security, intentional or unintentional, may adversely impact the Fund in many ways, including, but not limited to, disruption of the Fund's operational capacity, loss of proprietary information, theft or corruption of data, denial-of-service attacks on websites or network resources, and the unauthorized release of confidential information. Cyber-attacks affecting the Fund's third-party service providers, market makers, Authorized Participants, or the issuers of securities in which the Fund invests may subject the Fund to many of the same risks associated with direct cyber security breaches.
- **Dividend Paying Securities Risk.** Securities that pay dividends, as a group, may be out of favor with the market and underperform the overall equity market or stocks of companies that do not pay dividends. In addition, changes in the dividend policies of the companies held by the Fund or the capital resources available for such company's dividend payments may adversely affect the Fund.
- **Emerging Markets Risk.** Investments in securities and instruments traded in developing or emerging markets, or that provide exposure to such securities or markets, can involve additional risks relating to political, economic, or regulatory conditions not associated with investments in U.S. securities and instruments or investments in more developed international markets. Such conditions may impact the ability of the Fund to buy, sell or otherwise transfer securities, adversely affect the trading market and price for Fund shares and cause the Fund to decline in value.
- **Financial Sector Risk.** The Fund currently invests a significant portion of its assets in the financial sector, and therefore the Fund's performance could be negatively impacted by events affecting this sector. The financial sector includes, for example, banks and financial institutions providing mortgage and mortgage related services. This sector can be significantly affected by, among other things, changes in interest rates, government regulation, the rate of defaults on corporate, consumer and government debt, the availability and cost of capital, and fallout from the housing and sub-prime mortgage crisis.
- **Foreign Securities Risk.** Investments in non-U.S. securities involve political, regulatory, and economic risks that may not be present in U.S. securities. For example, investments in non-U.S. securities may be subject to risk of loss due to foreign currency fluctuations, political or economic instability, or geographic events that adversely impact issuers of foreign securities. Investments in non-U.S. securities also may be subject to withholding or other taxes and may be subject to additional trading, settlement, custodial, and operational risks. These and other factors can make investments in the Fund more volatile and potentially less liquid than other types of investments and may be heightened in connection with investments in developing or emerging markets countries.
- **Geographic Investment Risk.** To the extent the Fund invests a significant portion of its assets in securities of companies of a single country or region, it is more likely to be impacted by events or conditions affecting that country or region. The Fund currently invests a significant portion of its assets in companies organized in Taiwan and China, although this may change from time to time.
- **Geopolitical Risk.** Some countries and regions in which the Fund invests have experienced security concerns, war, threats of war, aggression and/or conflict, terrorism, economic uncertainty, natural and environmental disasters and/or systemic market dislocations (including due to events outside of such countries or regions) that

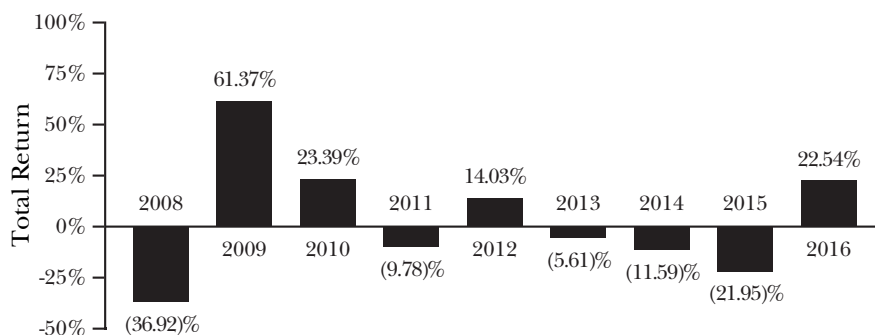
have led, and in the future may lead, to increased short-term market volatility and may have adverse long-term effects on the U.S. and world economies and markets generally, each of which may negatively impact the Fund's investments.

- **Index and Data Risk.** The Fund is not “actively” managed and seeks to track the price and yield performance, before fees and expenses, of the Index. The Index provider has the right to make adjustments to the Index or to cease making the Index available without regard to the particular interests of the Fund or its shareholders. If the computers or other facilities of the Index provider, Index calculation agent, data providers and/or relevant stock exchange malfunction for any reason, calculation and dissemination of Index values may be delayed and trading in Fund shares may be suspended for a period of time. Errors in Index data, Index calculations and/or the construction of the Index may occur from time to time and may not be identified and/or corrected by the Index provider, Index calculation agent or other applicable party for a period of time or at all, which may have an adverse impact on the Fund and its shareholders. The potential risk of continuing error may be particularly heightened in the case of the Index, which is generally not used as a benchmark by other funds or managers.
- **Investment Style Risk.** The Fund invests in the securities included in, or representative of, the Index regardless of their investment merit. The Fund does not attempt to outperform the Index or take defensive positions in declining markets. As a result, the Fund's performance may be adversely affected by a general decline in the market segments relating to the Index.
- **Issuer-Specific Risk.** Issuer-specific events, including changes in the actual or perceived financial condition of an issuer, can have a negative impact on the value of the Fund.
- **Large-Capitalization Investing Risk.** The Fund may invest in the securities of large-capitalization companies. As a result, the Fund's performance may be adversely affected if securities of large-capitalization companies underperform securities of smaller-capitalization companies or the market as a whole. Large-capitalization companies may adapt more slowly to new competitive challenges and be subject to slower growth during times of economic expansion.
- **Mid-Capitalization Investing Risk.** The Fund may invest in the securities of mid-capitalization companies. As a result, the Fund's performance may be adversely affected if securities of mid-capitalization companies underperform securities of other capitalization ranges or the market as a whole. Securities of mid-capitalization companies are often less stable and more vulnerable to market volatility and adverse economic developments than securities of larger companies.
- **Non-Correlation Risk.** As with all index funds, the performance of the Fund and its Index may differ from each other for a variety of reasons.
- **Non-Diversification Risk.** The Fund is considered to be non-diversified, which means that it may invest more of its assets in the securities of a single issuer or a smaller number of issuers than if it were a diversified fund. To the extent the Fund invests a significant percentage of its assets in a limited number of issuers, the Fund is subject to the risks of investing in those few issuers, and may be more susceptible to a single adverse economic or regulatory occurrence. As a result, changes in the market value of a single security could cause greater fluctuations in the value of Fund shares than would occur in a diversified fund.
- **Operational Risk.** The Fund and its service providers may experience disruptions that arise from human error, processing and communications errors, counterparty or third-party errors, technology or systems failures, any of which may have an adverse impact on the Fund.

## Fund Performance

Historical Fund performance, which varies over time, can provide an indication of the risks of investing in the Fund. The bar chart that follows shows the annual total returns of the Fund for each full calendar year since the Fund commenced operations. The table that follows the bar chart shows the Fund's average annual total returns, both before and after taxes. This table also shows how the Fund's performance compares to the Index and that of a relevant broad-based securities index. Index returns do not reflect deductions for fees, expenses or taxes. All returns assume reinvestment of dividends and distributions. The Fund's past performance (before and after taxes) is not necessarily an indication of how the Fund will perform in the future.





The Fund's year-to-date total return as of June 30, 2017 was 9.84%.

#### Best and Worst Quarter Returns (for the periods reflected in the bar chart above)

	Return	Quarter/Year
Highest Return	26.76%	2Q/2009
Lowest Return	(21.24)%	4Q/2008

After-tax returns are calculated using the highest historical individual federal marginal income tax rates and do not reflect the impact of state and local taxes. Actual after-tax returns depend on your tax situation and may differ from those shown and are not relevant if you hold your shares through tax-deferred arrangements, such as 401(k) plans or individual retirement accounts. In some cases the return after taxes may exceed the return before taxes due to an assumed tax benefit from any losses on a sale of Fund shares at the end of the measurement period.

#### Average Annual Total Returns for the periods ending December 31, 2016

WisdomTree Emerging Markets High Dividend Fund	1 Year	5 Years	Since Inception July 13, 2007
Return Before Taxes Based on NAV	22.54%	(1.87)%	1.00%
Return After Taxes on Distributions	21.50%	(2.75)%	0.16%
Return After Taxes on Distributions and Sale of Fund Shares	13.60%	(1.29)%	0.89%
WisdomTree Emerging Markets High Dividend Index (Reflects no deduction for fees, expenses or taxes)	23.57%	(0.70)%	2.04%
MSCI Emerging Markets Index (Reflects no deduction for fees, expenses or taxes)	11.19%	1.28%	(0.62)%

#### Management

##### Investment Adviser and Sub-Adviser

WisdomTree Asset Management, Inc. serves as investment adviser to the Fund. Mellon Capital Management Corporation serves as sub-adviser to the Fund.

##### Portfolio Managers

The Fund is managed by Mellon Capital's Equity Portfolio Management team. The individual members of the team jointly and primarily responsible for the day-to-day management of the Fund's portfolio are described below.

Karen Q. Wong, CFA, a Managing Director, Head of Equity Portfolio Management, has been a portfolio manager of the Fund since February 2008.

Richard A. Brown, CFA, a Managing Director and Senior Portfolio Manager, Equity Portfolio Management, has been a portfolio manager of the Fund since February 2008.

Thomas J. Durante, CFA, a Managing Director and Senior Portfolio Manager, Equity Portfolio Management, has been a portfolio manager of the Fund since February 2008.

**Buying and Selling Fund Shares**

The Fund is an ETF. This means that shares of the Fund are listed on a national securities exchange, such as NYSE Arca, and trade at market prices. Most investors will buy and sell shares of the Fund through brokers. Because Fund shares trade at market prices rather than NAV, shares may trade at a price greater than NAV (premium) or less than NAV (discount).

The Fund issues and redeems shares at NAV only in large blocks of shares (“Creation Units”), which only certain institutions or large investors (typically market makers or other broker-dealers) may purchase or redeem. Currently, Creation Units generally consist of 100,000 shares, though this may change from time to time. Creation Units are not expected to consist of less than 25,000 shares. The Fund issues and redeems Creation Units in exchange for a portfolio of securities and/or U.S. cash.

**Tax Information**

The Fund intends to make distributions that may be taxed as ordinary income, qualified dividend income, or capital gains.

**Payments to Broker-Dealers and Other Financial Intermediaries**

If you purchase shares of the Fund through a broker-dealer or other financial intermediary (such as a bank) (an “Intermediary”), WisdomTree Asset Management or its affiliates may pay Intermediaries for certain activities related to the Fund, including participation in activities that are designed to make Intermediaries more knowledgeable about exchange traded products, including the Fund, or for other activities, such as marketing, educational training or other initiatives related to the sale or promotion of Fund shares. These payments may create a conflict of interest by influencing the Intermediary and your salesperson to recommend the Fund over another investment. Any such arrangements do not result in increased Fund expenses. Ask your salesperson or visit the Intermediary’s website for more information.

# WisdomTree Emerging Markets SmallCap Dividend Fund

## Investment Objective

The WisdomTree Emerging Markets SmallCap Dividend Fund (the “Fund”) seeks to track the price and yield performance, before fees and expenses, of the WisdomTree Emerging Markets SmallCap Dividend Index (the “Index”).

## Fees and Expenses of the Fund

The following table describes the fees and expenses you may pay if you buy and hold shares of the Fund. The fees are expressed as a percentage of the Fund’s average net assets.

<b>Shareholder Fees</b> (fees paid directly from your investment)	None
<b>Annual Fund Operating Expenses</b> (expenses that you pay each year as a percentage of the value of your investment)	
Management Fees	0.63%
Distribution and/or Service (12b-1) Fees	None
Other Expenses	0.00%
<b>Total Annual Fund Operating Expenses</b>	0.63%

## Example

The following example is intended to help retail investors compare the cost of investing in the Fund with the cost of investing in other funds. It illustrates the hypothetical expenses that such investors would incur over various periods if they were to invest \$10,000 in the Fund for the time periods indicated and then redeem all of the shares at the end of those periods. This example assumes that the Fund provides a return of 5% a year and that operating expenses remain the same. This example does not include the brokerage commissions that retail investors may pay to buy and sell shares of the Fund. Although your actual costs may be higher or lower, based on these assumptions, your costs would be:

	<b>1 Year</b>	<b>3 Years</b>	<b>5 Years</b>	<b>10 Years</b>
	\$ 64	\$ 202	\$ 351	\$ 786

## Portfolio Turnover

The Fund pays transaction costs, such as commissions, when it buys and sells securities (or “turns over” its portfolio). A higher portfolio turnover rate may indicate higher transaction costs and may result in higher taxes when Fund shares are held in a taxable account. These costs, which are not reflected in annual fund operating expenses or in the example, affect the Fund’s performance. During the most recent fiscal year, the Fund’s portfolio turnover rate was 47% of the average value of its portfolio, excluding the value of portfolio securities received or delivered as a result of in-kind creations or redemptions of the Fund’s capital shares.

## Principal Investment Strategies of the Fund

The Fund employs a “passive management” – or indexing – investment approach designed to track the performance of the Index. The Fund generally uses a representative sampling strategy to achieve its investment objective, meaning it generally will invest in a sample of the securities in the Index whose risk, return and other characteristics resemble the risk, return and other characteristics of the Index as a whole. Under normal circumstances, at least 95% of the Fund’s total assets (exclusive of collateral held from securities lending) will be invested in component securities of the Index and investments that have economic characteristics that are substantially identical to the economic characteristics of such component securities.

The Index is a fundamentally weighted index that is comprised of small cap common stocks selected from the WisdomTree Emerging Markets Dividend Index, which defines the dividend-paying universe of companies in emerging markets throughout the world. Companies included in the Index fall within the bottom 10% of total market capitalization of the WisdomTree Emerging Markets Dividend Index as of the annual Index screening date. If a company currently in the Index is no longer ranked in the bottom 10% of total market capitalization of the WisdomTree Emerging Markets Dividend Index at the time of the annual Index screening date but remains ranked within the bottom 13% of total market capitalization of the WisdomTree Emerging Markets Dividend Index, the company will remain in the Index. As of June 30, 2017, the Index had a market capitalization range from \$88 million to \$8.1 billion, with an average market capitalization of \$1.1 billion. To be eligible for inclusion in the

WisdomTree Emerging Markets Dividend Index, a company must meet the following criteria: (i) payment of at least \$5 million in cash dividends on common shares in the annual cycle prior to the annual Index screening date; (ii) market capitalization of at least \$200 million as of the annual Index screening date; (iii) average daily dollar trading volume of at least \$200,000 for each of the six months preceding the annual Index screening date; (iv) incorporation within one of 17 emerging market nations (Brazil, Chile, China, Czech Republic, Hungary, India, Indonesia, Korea, Malaysia, Mexico, Philippines, Poland, Russia, South Africa, Taiwan, Thailand, and Turkey); and (v) trading of at least 250,000 shares per month for each of the six months preceding the annual Index screening date.

Securities are weighted in the Index based on dividends paid over the prior annual cycle. Companies that pay a greater total dollar amount of dividends are more heavily weighted. To derive a company's initial Index weight, (i) *multiply* the U.S. dollar value of the company's annual gross dividend per share by the number of common shares outstanding for that company (the "Cash Dividend Factor"); (ii) calculate the Cash Dividend Factor for each company; (iii) add together all of the companies' Cash Dividend Factors; and (iv) *divide* the company's Cash Dividend Factor by the sum of all Cash Dividend Factors. The maximum weight of any one sector and any one country in the Index, at the time of the Index's annual screening date, is capped at 25%; however, sector and/or country weights may fluctuate above the specified cap in response to market conditions and/or the application of volume factor adjustments. The Index methodology applies a volume factor adjustment to reduce a component security's weight in the Index and reallocate the reduction in weight pro rata among the other securities if, as of the annual Index screening date, a component security no longer meets certain trading volume thresholds.

WisdomTree Investments, Inc. ("WisdomTree Investments"), as Index provider, currently uses Standard & Poor's Global Industry Classification Standards ("S&P GICS") to define companies within a sector. The following sectors are included in the Index: consumer discretionary, consumer staples, energy, financials, health care, industrials, information technology, materials, real estate, telecommunication services, and utilities. A sector is comprised of multiple industries. For example, the energy sector is comprised of companies in, among others, the natural gas, oil and petroleum industries. As of June 30, 2017, a significant portion of the Index is comprised of companies in the consumer discretionary and information technology sectors.

To the extent the Index concentrates (*i.e.*, holds 25% or more of its total assets) in the securities of a particular industry or group of industries, the Fund will concentrate its investments to approximately the same extent as the Index.

### Principal Risks of Investing in the Fund

You can lose money on your investment in the Fund. The Fund is subject to the risks described below. Some or all of these risks may adversely affect the Fund's net asset value per share ("NAV"), trading price, yield, total return and/or ability to meet its objectives. For more information about the risks of investing in the Fund, see the sections in the Fund's Prospectus titled "Additional Principal Risk Information About the Funds" and "Additional Non-Principal Risk Information."

- **Investment Risk.** As with all investments, an investment in the Fund is subject to investment risk. Investors in the Fund could lose money, including the possible loss of the entire principal amount of an investment, over short or long periods of time.
- **Market Risk.** The trading prices of equity securities and other instruments fluctuate in response to a variety of factors, such as economic, financial or political events that impact the entire market, market segments, or specific issuers. The Fund's NAV and market price may fluctuate significantly in response to these and other factors. As a result, an investor could lose money over short or long periods of time.
- **Shares of the Fund May Trade at Prices Other Than NAV.** As with all exchange-traded funds ("ETFs"), Fund shares may be bought and sold in the secondary market at market prices. The trading prices of the Fund's shares in the secondary market generally differ from the Fund's daily NAV and there may be times when the market price of the shares is more than the NAV (premium) or less than the NAV (discount). This risk is heightened in times of market volatility or periods of steep market declines. Because securities held by the Fund trade on foreign exchanges that are closed when the Fund's primary listing exchange is open, the Fund is likely to experience premiums and discounts greater than those of domestic ETFs.
- **Capital Controls and Sanctions Risk.** Economic conditions, such as volatile currency exchange rates and interest rates, political events, military action and other conditions may, without prior warning, lead to foreign government intervention (including intervention by the U.S. government with respect to foreign governments, economic sectors, foreign companies and related securities and interests) and the imposition of capital controls

and/or sanctions, which may also include retaliatory actions of one government against another government, such as seizure of assets. Capital controls and/or sanctions include the prohibition of, or restrictions on, the ability to own or transfer currency, securities or other assets, which may potentially include derivative instruments related thereto. Capital controls and/or sanctions may also impact the ability of the Fund to buy, sell, transfer, receive, deliver or otherwise obtain exposure to, foreign securities or currency, negatively impact the value and/or liquidity of such instruments, adversely affect the trading market and price for shares of the Fund, and cause the Fund to decline in value.

- **Cash Redemption Risk.** The Fund's investment strategy will require it to redeem shares for cash or to otherwise include cash as part of its redemption proceeds. The Fund may be required to sell or unwind portfolio investments in order to obtain the cash needed to distribute redemption proceeds. This may cause the Fund to recognize a capital gain that it might not have recognized if it had made a redemption in-kind. As a result, the Fund may pay out higher annual capital gain distributions than if the in-kind redemption process was used.
- **Consumer Discretionary Sector Risk.** The Fund currently invests a significant portion of its assets in the consumer discretionary sector, and therefore the Fund's performance could be negatively impacted by events affecting this sector. The consumer discretionary sector includes, for example, automobile, textile, retail, and media companies. This sector can be significantly affected by, among other things, economic growth, worldwide demand, social trends, consumers' disposable income levels, and propensity to spend.
- **Currency Exchange Rate Risk.** Changes in currency exchange rates and the relative value of non-U.S. currencies will affect the value of the Fund's investment and the value of your Fund shares. Currency exchange rates can be very volatile and can change quickly and unpredictably. As a result, the value of an investment in the Fund may change quickly and without warning and you may lose money.
- **Cyber Security Risk.** The Fund and its service providers may be susceptible to operational and information security risks resulting from a breach in cyber security, including cyber-attacks. A breach in cyber security, intentional or unintentional, may adversely impact the Fund in many ways, including, but not limited to, disruption of the Fund's operational capacity, loss of proprietary information, theft or corruption of data, denial-of-service attacks on websites or network resources, and the unauthorized release of confidential information. Cyber-attacks affecting the Fund's third-party service providers, market makers, Authorized Participants, or the issuers of securities in which the Fund invests may subject the Fund to many of the same risks associated with direct cyber security breaches.
- **Dividend Paying Securities Risk.** Securities that pay dividends, as a group, may be out of favor with the market and underperform the overall equity market or stocks of companies that do not pay dividends. In addition, changes in the dividend policies of the companies held by the Fund or the capital resources available for such company's dividend payments may adversely affect the Fund.
- **Emerging Markets Risk.** Investments in securities and instruments traded in developing or emerging markets, or that provide exposure to such securities or markets, can involve additional risks relating to political, economic, or regulatory conditions not associated with investments in U.S. securities and instruments or investments in more developed international markets. Such conditions may impact the ability of the Fund to buy, sell or otherwise transfer securities, adversely affect the trading market and price for Fund shares and cause the Fund to decline in value.
- **Foreign Securities Risk.** Investments in non-U.S. securities involve political, regulatory, and economic risks that may not be present in U.S. securities. For example, investments in non-U.S. securities may be subject to risk of loss due to foreign currency fluctuations, political or economic instability, or geographic events that adversely impact issuers of foreign securities. Investments in non-U.S. securities also may be subject to withholding or other taxes and may be subject to additional trading, settlement, custodial, and operational risks. These and other factors can make investments in the Fund more volatile and potentially less liquid than other types of investments and may be heightened in connection with investments in developing or emerging markets countries.
- **Geographic Investment Risk.** To the extent the Fund invests a significant portion of its assets in securities of companies of a single country or region, it is more likely to be impacted by events or conditions affecting that country or region. The Fund currently invests a significant portion of its assets in companies organized in Taiwan, although this may change from time to time.
- **Geopolitical Risk.** Some countries and regions in which the Fund invests have experienced security concerns, war, threats of war, aggression and/or conflict, terrorism, economic uncertainty, natural and environmental

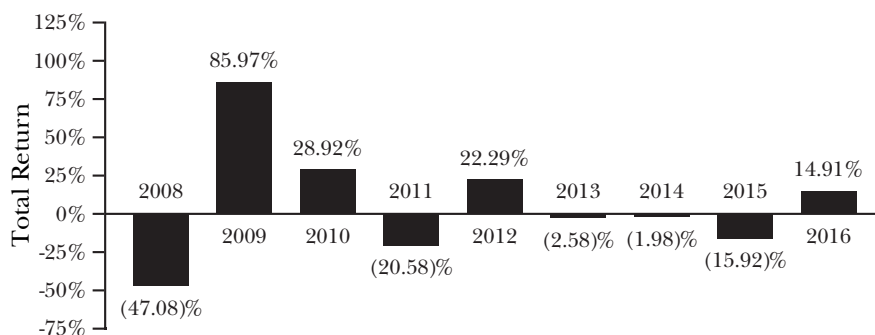


disasters and/or systemic market dislocations (including due to events outside of such countries or regions) that have led, and in the future may lead, to increased short-term market volatility and may have adverse long-term effects on the U.S. and world economies and markets generally, each of which may negatively impact the Fund's investments.

- **Index and Data Risk.** The Fund is not “actively” managed and seeks to track the price and yield performance, before fees and expenses, of the Index. The Index provider has the right to make adjustments to the Index or to cease making the Index available without regard to the particular interests of the Fund or its shareholders. If the computers or other facilities of the Index provider, Index calculation agent, data providers and/or relevant stock exchange malfunction for any reason, calculation and dissemination of Index values may be delayed and trading in Fund shares may be suspended for a period of time. Errors in Index data, Index calculations and/or the construction of the Index may occur from time to time and may not be identified and/or corrected by the Index provider, Index calculation agent or other applicable party for a period of time or at all, which may have an adverse impact on the Fund and its shareholders. The potential risk of continuing error may be particularly heightened in the case of the Index, which is generally not used as a benchmark by other funds or managers.
- **Information Technology Sector Risk.** The Fund currently invests a significant portion of its assets in the information technology sector, and therefore the Fund's performance could be negatively impacted by events affecting this sector. The information technology sector includes, for example, internet, semiconductor, software, hardware, and technology equipment companies. This sector can be significantly affected by, among other things, the supply and demand for specific products and services, the pace of technological development, and government regulation.
- **Investment Style Risk.** The Fund invests in the securities included in, or representative of, the Index regardless of their investment merit. The Fund does not attempt to outperform the Index or take defensive positions in declining markets. As a result, the Fund's performance may be adversely affected by a general decline in the market segments relating to the Index.
- **Issuer-Specific Risk.** Issuer-specific events, including changes in the actual or perceived financial condition of an issuer, can have a negative impact on the value of the Fund.
- **Non-Correlation Risk.** As with all index funds, the performance of the Fund and its Index may differ from each other for a variety of reasons.
- **Non-Diversification Risk.** The Fund is considered to be non-diversified, which means that it may invest more of its assets in the securities of a single issuer or a smaller number of issuers than if it were a diversified fund. To the extent the Fund invests a significant percentage of its assets in a limited number of issuers, the Fund is subject to the risks of investing in those few issuers, and may be more susceptible to a single adverse economic or regulatory occurrence. As a result, changes in the market value of a single security could cause greater fluctuations in the value of Fund shares than would occur in a diversified fund.
- **Operational Risk.** The Fund and its service providers may experience disruptions that arise from human error, processing and communications errors, counterparty or third-party errors, technology or systems failures, any of which may have an adverse impact on the Fund.
- **Small-Capitalization Investing Risk.** The Fund invests primarily in the securities of small-capitalization companies. As a result, the Fund may be more volatile than funds that invest in larger, more established companies. The securities of small-capitalization companies generally trade in lower volumes and are subject to greater and more unpredictable price changes than larger capitalization stocks or the stock market as a whole. Small-capitalization companies may be particularly sensitive to adverse economic developments as well as changes in interest rates, government regulation, borrowing costs and earnings.

## Fund Performance

Historical Fund performance, which varies over time, can provide an indication of the risks of investing in the Fund. The bar chart that follows shows the annual total returns of the Fund for each full calendar year since the Fund commenced operations. The table that follows the bar chart shows the Fund's average annual total returns, both before and after taxes. This table also shows how the Fund's performance compares to the Index and that of a relevant broad-based securities index. Index returns do not reflect deductions for fees, expenses or taxes. All returns assume reinvestment of dividends and distributions. The Fund's past performance (before and after taxes) is not necessarily an indication of how the Fund will perform in the future.



The Fund's year-to-date total return as of June 30, 2017 was 17.46%.

#### Best and Worst Quarter Returns (for the periods reflected in the bar chart above)

	Return	Quarter/Year
Highest Return	34.32%	2Q/2009
Lowest Return	(22.02)%	3Q/2011

After-tax returns are calculated using the highest historical individual federal marginal income tax rates and do not reflect the impact of state and local taxes. Actual after-tax returns depend on your tax situation and may differ from those shown and are not relevant if you hold your shares through tax-deferred arrangements, such as 401(k) plans or individual retirement accounts. In some cases the return after taxes may exceed the return before taxes due to an assumed tax benefit from any losses on a sale of Fund shares at the end of the measurement period.

#### Average Annual Total Returns for the periods ending December 31, 2016

WisdomTree Emerging Markets SmallCap Dividend Fund	1 Year	5 Years	Since Inception October 30, 2007
Return Before Taxes Based on NAV	14.91%	2.44%	0.51%
Return After Taxes on Distributions	13.84%	1.72%	(0.11)%
Return After Taxes on Distributions and Sale of Fund Shares	9.02%	1.94%	0.49%
WisdomTree Emerging Markets SmallCap Dividend Index (Reflects no deduction for fees, expenses or taxes)	15.89%	3.66%	1.66%
MSCI Emerging Markets Small Cap Index (Reflects no deduction for fees, expenses or taxes)	2.28%	3.51%	(1.00)%

#### Management

##### Investment Adviser and Sub-Adviser

WisdomTree Asset Management, Inc. serves as investment adviser to the Fund. Mellon Capital Management Corporation serves as sub-adviser to the Fund.

##### Portfolio Managers

The Fund is managed by Mellon Capital's Equity Portfolio Management team. The individual members of the team jointly and primarily responsible for the day-to-day management of the Fund's portfolio are described below.

Karen Q. Wong, CFA, a Managing Director, Head of Equity Portfolio Management, has been a portfolio manager of the Fund since February 2008.

Richard A. Brown, CFA, a Managing Director and Senior Portfolio Manager, Equity Portfolio Management, has been a portfolio manager of the Fund since February 2008.

Thomas J. Durante, CFA, a Managing Director and Senior Portfolio Manager, Equity Portfolio Management, has been a portfolio manager of the Fund since February 2008.

**Buying and Selling Fund Shares**

The Fund is an ETF. This means that shares of the Fund are listed on a national securities exchange, such as NYSE Arca, and trade at market prices. Most investors will buy and sell shares of the Fund through brokers. Because Fund shares trade at market prices rather than NAV, shares may trade at a price greater than NAV (premium) or less than NAV (discount).

The Fund issues and redeems shares at NAV only in large blocks of shares (“Creation Units”), which only certain institutions or large investors (typically market makers or other broker-dealers) may purchase or redeem. Currently, Creation Units generally consist of 100,000 shares, though this may change from time to time. Creation Units are not expected to consist of less than 25,000 shares. The Fund issues and redeems Creation Units in exchange for a portfolio of securities and/or U.S. cash.

**Tax Information**

The Fund intends to make distributions that may be taxed as ordinary income, qualified dividend income, or capital gains.

**Payments to Broker-Dealers and Other Financial Intermediaries**

If you purchase shares of the Fund through a broker-dealer or other financial intermediary (such as a bank) (an “Intermediary”), WisdomTree Asset Management or its affiliates may pay Intermediaries for certain activities related to the Fund, including participation in activities that are designed to make Intermediaries more knowledgeable about exchange traded products, including the Fund, or for other activities, such as marketing, educational training or other initiatives related to the sale or promotion of Fund shares. These payments may create a conflict of interest by influencing the Intermediary and your salesperson to recommend the Fund over another investment. Any such arrangements do not result in increased Fund expenses. Ask your salesperson or visit the Intermediary’s website for more information.

# WisdomTree Emerging Markets Consumer Growth Fund

## Investment Objective

The WisdomTree Emerging Markets Consumer Growth Fund (the “Fund”) seeks to track the price and yield performance, before fees and expenses, of the WisdomTree Emerging Markets Consumer Growth Index (the “Index”).

## Fees and Expenses of the Fund

The following table describes the fees and expenses you may pay if you buy and hold shares of the Fund. The fees are expressed as a percentage of the Fund’s average net assets.

<b>Shareholder Fees</b> (fees paid directly from your investment)	None
<b>Annual Fund Operating Expenses</b> (expenses that you pay each year as a percentage of the value of your investment)	
Management Fees	0.63%
Distribution and/or Service (12b-1) Fees	None
Other Expenses	0.00%
<b>Total Annual Fund Operating Expenses</b>	0.63%
Fee Waivers	(0.31)% <sup>1</sup>
<b>Total Annual Fund Operating Expenses After Fee Waivers</b>	0.32% <sup>1</sup>

<sup>1</sup> WisdomTree Asset Management, Inc. (“WisdomTree Asset Management” or the “Adviser”) has contractually agreed to limit the Management Fee to 0.32% through July 31, 2018, unless earlier terminated by the Board of Trustees of WisdomTree Trust (the “Trust”) for any reason at any time.

## Example

The following example is intended to help retail investors compare the cost of investing in the Fund with the cost of investing in other funds. It illustrates the hypothetical expenses that such investors would incur over various periods if they were to invest \$10,000 in the Fund for the time periods indicated and then redeem all of the shares at the end of those periods. This example assumes that the Fund provides a return of 5% a year and that operating expenses remain the same. This example does not include the brokerage commissions that retail investors may pay to buy and sell shares of the Fund. Although your actual costs may be higher or lower, based on these assumptions, your costs would be:

	1 Year	3 Years	5 Years	10 Years
	\$ 33	\$ 170	\$ 320	\$ 757

## Portfolio Turnover

The Fund pays transaction costs, such as commissions, when it buys and sells securities (or “turns over” its portfolio). A higher portfolio turnover rate may indicate higher transaction costs and may result in higher taxes when Fund shares are held in a taxable account. These costs, which are not reflected in annual fund operating expenses or in the example, affect the Fund’s performance. During the most recent fiscal year, the Fund’s portfolio turnover rate was 72% of the average value of its portfolio, excluding the value of portfolio securities received or delivered as a result of in-kind creations or redemptions of the Fund’s capital shares.

## Principal Investment Strategies of the Fund

The Fund employs a “passive management” – or indexing – investment approach designed to track the performance of the Index. The Fund generally uses a representative sampling strategy to achieve its investment objective, meaning it generally will invest in a sample of the securities in the Index whose risk, return and other characteristics resemble the risk, return and other characteristics of the Index as a whole. Under normal circumstances, at least 80% of the Fund’s total assets (exclusive of collateral held from securities lending) will be invested in component securities of the Index and investments that have economic characteristics that are substantially identical to the economic characteristics of such component securities.

The Index is a fundamentally weighted index that consists of consumer growth common stocks in emerging markets. The Index is comprised of the 250 companies with the best combined rank of growth, quality, and valuation factors: specifically, long-term earnings growth expectations, return on assets, return on equity and earnings yield. Of the 250 companies in the Index, approximately 150 companies are selected from the consumer staples and consumer discretionary sectors and approximately 100 companies are selected from other sectors and

industries that are estimated to be the most sensitive to local emerging market consumers, such as the financial and telecommunications services sectors. Accordingly, companies from the following sectors and industries, which are deemed to be less sensitive to local emerging market consumers, are not eligible for inclusion in the Index: commercial services, energy minerals, non-energy minerals, industrial services, process industries, technology services, producer manufacturing and electronic technology. In addition, banks with more than a \$10 billion market capitalization are also excluded.

To be eligible for inclusion in the Index, a company must meet the following criteria: (i) market capitalization of at least \$200 million as of the annual Index screening date; (ii) average daily dollar trading volume of at least \$200,000 for each of the six months preceding the annual Index screening date; (iii) incorporation and shares listed on a stock exchange within one of 17 emerging market nations (Brazil, Chile, China, Czech Republic, Hungary, India, Indonesia, Korea, Malaysia, Mexico, the Philippines, Poland, Russia, South Africa, Taiwan, Thailand, and Turkey) (with respect to China, a company's shares must be traded on the Hong Kong Stock Exchange and with respect to Internet companies, those that reflect local consumer growth trends and are listed on the NASDAQ or NYSE are eligible for inclusion); (iv) trading of at least 250,000 shares per month for each of the six months preceding the annual Index screening date; (v) a price/earnings ratio of at least 2x as of the annual Index screening date; and (vi) at least 60% of a company's revenue is derived from emerging markets (provided, however, if a company derives more than 25% of its revenue from one of the following regions: Europe, Japan or the United States, it is not eligible for inclusion). Local exchange shares are included in the Index for all countries with the exception of Russia, whereby only American Depositary Receipts (ADRs) or Global Depositary Receipts (GDRs) are included. Passive foreign investment companies, limited partnerships, limited liability companies, royalty trusts, preferred stock, closed-end funds, exchange-traded funds, and derivative securities such as warrants and rights are all excluded from the Index.

The initial weight of a component in the Index at the annual screening date is based on earnings, a measure of fundamental value, which is measured by the reported net income in the most recent fiscal year prior to the annual Index screening date. Companies that have a higher total dollar amount of reported net income, as determined by each company's trailing 12-month net income, generally will be more heavily weighted in the Index and Fund, and a company must have generated at least \$5 million in net income over the last four quarters for inclusion in the Index. At the time of the Index's annual screening date, prior to the implementation of sector constraints, the maximum weight of the top held security in the Index is capped at 5% and the maximum weight of any one country in the Index is capped at 25% and the non-consumer sectors weight in the Index will be capped and set to 40% as of the annual screening date, security, sector and/or country weights may fluctuate above the specified cap in response to market conditions and/or the application of volume factor adjustments. The Index methodology applies a volume factor adjustment to reduce a component security's weight in the Index and reallocate the reduction in weight pro rata among the other securities if, as of the annual Index screening date, a component security no longer meets certain trading volume thresholds.

WisdomTree Investments, Inc. ("WisdomTree Investments"), as Index provider, currently uses Factset Global Industry Classification Standards to help define companies eligible for this Index. WisdomTree Investments also uses Standard & Poor's Global Industry Classification Standards ("S&P GICS") to classify companies within a sector for various reporting purposes. As of June 30, 2017, a significant portion of the Index is comprised of companies in the consumer discretionary and consumer staples sectors.

To the extent the Index concentrates (*i.e.*, holds 25% or more of its total assets) in the securities of a particular industry or group of industries, the Fund will concentrate its investments to approximately the same extent as the Index.

### **Principal Risks of Investing in the Fund**

You can lose money on your investment in the Fund. The Fund is subject to the risks described below. Some or all of these risks may adversely affect the Fund's net asset value per share ("NAV"), trading price, yield, total return and/or ability to meet its objectives. For more information about the risks of investing in the Fund, see the sections in the Fund's Prospectus titled "Additional Principal Risk Information About the Funds" and "Additional Non-Principal Risk Information."

- **Investment Risk.** As with all investments, an investment in the Fund is subject to investment risk. Investors in the Fund could lose money, including the possible loss of the entire principal amount of an investment, over short or long periods of time.



- **Market Risk.** The trading prices of equity securities and other instruments fluctuate in response to a variety of factors, such as economic, financial or political events that impact the entire market, market segments, or specific issuers. The Fund's NAV and market price may fluctuate significantly in response to these and other factors. As a result, an investor could lose money over short or long periods of time.
- **Shares of the Fund May Trade at Prices Other Than NAV.** As with all exchange-traded funds ("ETFs"), Fund shares may be bought and sold in the secondary market at market prices. The trading prices of the Fund's shares in the secondary market generally differ from the Fund's daily NAV and there may be times when the market price of the shares is more than the NAV (premium) or less than the NAV (discount). This risk is heightened in times of market volatility or periods of steep market declines. Because securities held by the Fund trade on foreign exchanges that are closed when the Fund's primary listing exchange is open, the Fund is likely to experience premiums and discounts greater than those of domestic ETFs.
- **Capital Controls and Sanctions Risk.** Economic conditions, such as volatile currency exchange rates and interest rates, political events, military action and other conditions may, without prior warning, lead to foreign government intervention (including intervention by the U.S. government with respect to foreign governments, economic sectors, foreign companies and related securities and interests) and the imposition of capital controls and/or sanctions, which may also include retaliatory actions of one government against another government, such as seizure of assets. Capital controls and/or sanctions include the prohibition of, or restrictions on, the ability to own or transfer currency, securities or other assets, which may potentially include derivative instruments related thereto. Capital controls and/or sanctions may also impact the ability of the Fund to buy, sell, transfer, receive, deliver or otherwise obtain exposure to, foreign securities or currency, negatively impact the value and/or liquidity of such instruments, adversely affect the trading market and price for shares of the Fund, and cause the Fund to decline in value.
- **Cash Redemption Risk.** The Fund's investment strategy will require it to redeem shares for cash or to otherwise include cash as part of its redemption proceeds. The Fund may be required to sell or unwind portfolio investments in order to obtain the cash needed to distribute redemption proceeds. This may cause the Fund to recognize a capital gain that it might not have recognized if it had made a redemption in-kind. As a result, the Fund may pay out higher annual capital gain distributions than if the in-kind redemption process was used.
- **Consumer Discretionary Sector Risk.** The Fund currently invests a significant portion of its assets in the consumer discretionary sector, and therefore the Fund's performance could be negatively impacted by events affecting this sector. The consumer discretionary sector includes, for example, automobile, textile, retail, and media companies. This sector can be significantly affected by, among other things, economic growth, worldwide demand, social trends, consumers' disposable income levels, and propensity to spend.
- **Consumer Staples Sector Risk.** The Fund currently invests a significant portion of its assets in the consumer staples sector, and therefore the Fund's performance could be negatively impacted by events affecting this sector. The consumer staples sector includes, for example, food and drug retail and companies whose primary lines of business are food, beverage and other household items, including agricultural products. This sector can be significantly affected by, among other things, changes in price and availability of underlying commodities, rising energy prices and global and economic conditions.
- **Currency Exchange Rate Risk.** Changes in currency exchange rates and the relative value of non-U.S. currencies will affect the value of the Fund's investment and the value of your Fund shares. Currency exchange rates can be very volatile and can change quickly and unpredictably. As a result, the value of an investment in the Fund may change quickly and without warning and you may lose money.
- **Cyber Security Risk.** The Fund and its service providers may be susceptible to operational and information security risks resulting from a breach in cyber security, including cyber-attacks. A breach in cyber security, intentional or unintentional, may adversely impact the Fund in many ways, including, but not limited to, disruption of the Fund's operational capacity, loss of proprietary information, theft or corruption of data, denial-of-service attacks on websites or network resources, and the unauthorized release of confidential information. Cyber-attacks affecting the Fund's third-party service providers, market makers, Authorized Participants, or the issuers of securities in which the Fund invests may subject the Fund to many of the same risks associated with direct cyber security breaches.
- **Emerging Markets Risk.** Investments in securities and instruments traded in developing or emerging markets, or that provide exposure to such securities or markets, can involve additional risks relating to political, economic, or regulatory conditions not associated with investments in U.S. securities and instruments or investments in

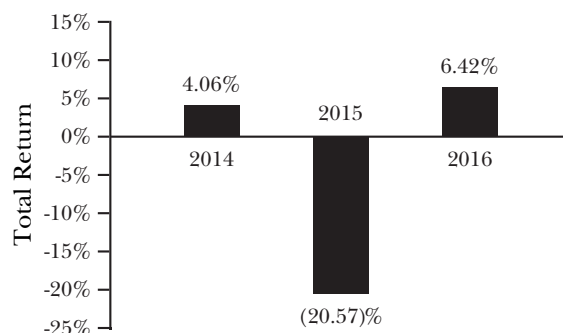
more developed international markets. Such conditions may impact the ability of the Fund to buy, sell or otherwise transfer securities, adversely affect the trading market and price for Fund shares and cause the Fund to decline in value.

- **Foreign Securities Risk.** Investments in non-U.S. securities involve political, regulatory, and economic risks that may not be present in U.S. securities. For example, investments in non-U.S. securities may be subject to risk of loss due to foreign currency fluctuations, political or economic instability, or geographic events that adversely impact issuers of foreign securities. Investments in non-U.S. securities also may be subject to withholding or other taxes and may be subject to additional trading, settlement, custodial, and operational risks. These and other factors can make investments in the Fund more volatile and potentially less liquid than other types of investments and may be heightened in connection with investments in developing or emerging markets countries.
- **Geographic Investment Risk.** To the extent the Fund invests a significant portion of its assets in securities of companies of a single country or region, it is more likely to be impacted by events or conditions affecting that country or region. The Fund currently invests a significant portion of its assets in companies organized in Brazil, Korea and China, although this may change from time to time.
- **Geopolitical Risk.** Some countries and regions in which the Fund invests have experienced security concerns, war, threats of war, aggression and/or conflict, terrorism, economic uncertainty, natural and environmental disasters and/or systemic market dislocations (including due to events outside of such countries or regions) that have led, and in the future may lead, to increased short-term market volatility and may have adverse long-term effects on the U.S. and world economies and markets generally, each of which may negatively impact the Fund's investments.
- **Growth Investing Risk.** Growth stocks, as a group, may be out of favor with the market and underperform value stocks or the overall equity market. Growth stocks are generally more sensitive to market movements than other types of stocks primarily because their prices are based heavily on the future expectations of the economy and the stock's issuing company.
- **Index and Data Risk.** The Fund is not "actively" managed and seeks to track the price and yield performance, before fees and expenses, of the Index. The Index provider has the right to make adjustments to the Index or to cease making the Index available without regard to the particular interests of the Fund or its shareholders. If the computers or other facilities of the Index provider, Index calculation agent, data providers and/or relevant stock exchange malfunction for any reason, calculation and dissemination of Index values may be delayed and trading in Fund shares may be suspended for a period of time. Errors in Index data, Index calculations and/or the construction of the Index may occur from time to time and may not be identified and/or corrected by the Index provider, Index calculation agent or other applicable party for a period of time or at all, which may have an adverse impact on the Fund and its shareholders. The potential risk of continuing error may be particularly heightened in the case of the Index, which is generally not used as a benchmark by other funds or managers.
- **Investment Style Risk.** The Fund invests in the securities included in, or representative of, the Index regardless of their investment merit. The Fund does not attempt to outperform the Index or take defensive positions in declining markets. As a result, the Fund's performance may be adversely affected by a general decline in the market segments relating to the Index.
- **Issuer-Specific Risk.** Issuer-specific events, including changes in the actual or perceived financial condition of an issuer, can have a negative impact on the value of the Fund.
- **Large-Capitalization Investing Risk.** The Fund may invest in the securities of large-capitalization companies. As a result, the Fund's performance may be adversely affected if securities of large-capitalization companies underperform securities of smaller-capitalization companies or the market as a whole. Large-capitalization companies may adapt more slowly to new competitive challenges and be subject to slower growth during times of economic expansion.
- **Mid-Capitalization Investing Risk.** The Fund may invest in the securities of mid-capitalization companies. As a result, the Fund's performance may be adversely affected if securities of mid-capitalization companies underperform securities of other capitalization ranges or the market as a whole. Securities of mid-capitalization companies are often less stable and more vulnerable to market volatility and adverse economic developments than securities of larger companies.

- **Non-Correlation Risk.** As with all index funds, the performance of the Fund and its Index may differ from each other for a variety of reasons.
- **Non-Diversification Risk.** The Fund is considered to be non-diversified, which means that it may invest more of its assets in the securities of a single issuer or a smaller number of issuers than if it were a diversified fund. To the extent the Fund invests a significant percentage of its assets in a limited number of issuers, the Fund is subject to the risks of investing in those few issuers, and may be more susceptible to a single adverse economic or regulatory occurrence. As a result, changes in the market value of a single security could cause greater fluctuations in the value of Fund shares than would occur in a diversified fund.
- **Operational Risk.** The Fund and its service providers may experience disruptions that arise from human error, processing and communications errors, counterparty or third-party errors, technology or systems failures, any of which may have an adverse impact on the Fund.
- **Small-Capitalization Investing Risk.** The Fund may invest in the securities of small-capitalization companies. As a result, the Fund may be more volatile than funds that invest in larger, more established companies. The securities of small-capitalization companies generally trade in lower volumes and are subject to greater and more unpredictable price changes than larger capitalization stocks or the stock market as a whole. Small-capitalization companies may be particularly sensitive to adverse economic developments as well as changes in interest rates, government regulation, borrowing costs and earnings.

### Fund Performance

Historical Fund performance, which varies over time, can provide an indication of the risks of investing in the Fund. The bar chart that follows shows the annual total returns of the Fund for each full calendar year since the Fund commenced operations. The table that follows the bar chart shows the Fund's average annual total returns, both before and after taxes. This table also shows how the Fund's performance compares to the Index and that of a relevant broad-based securities index. Index returns do not reflect deductions for fees, expenses or taxes. All returns assume reinvestment of dividends and distributions. The Fund's past performance (before and after taxes) is not necessarily an indication of how the Fund will perform in the future.



The Fund's year-to-date total return as of June 30, 2017 was 16.67%.

### Best and Worst Quarter Returns (for the periods reflected in the bar chart above)

	Return	Quarter/Year
Highest Return	7.45%	3Q/2016
Lowest Return	(20.46)%	3Q/2015

After-tax returns are calculated using the highest historical individual federal marginal income tax rates and do not reflect the impact of state and local taxes. Actual after-tax returns depend on your tax situation and may differ from those shown and are not relevant if you hold your shares through tax-deferred arrangements, such as 401(k) plans or individual retirement accounts. In some cases the return after taxes may exceed the return before taxes due to an assumed tax benefit from any losses on a sale of Fund shares at the end of the measurement period.

**Average Annual Total Returns for the periods ending December 31, 2016**

<b>WisdomTree Emerging Markets Consumer Growth Fund</b>	<b>1 Year</b>	<b>Since Inception September 27, 2013</b>
Return Before Taxes Based on NAV	6.42%	(4.18)%
Return After Taxes on Distributions	5.71%	(4.62)%
Return After Taxes on Distributions and Sale of Fund Shares	4.11%	(3.06)%
WisdomTree Emerging Markets Consumer Growth Index (Reflects no deduction for fees, expenses or taxes)	7.15%	(3.43)%
MSCI Emerging Markets Index (Reflects no deduction for fees, expenses or taxes)	11.19%	(2.18)%

**Management****Investment Adviser and Sub-Adviser**

WisdomTree Asset Management, Inc. serves as investment adviser to the Fund. Mellon Capital Management Corporation serves as sub-adviser to the Fund.

**Portfolio Managers**

The Fund is managed by Mellon Capital's Equity Portfolio Management team. The individual members of the team jointly and primarily responsible for the day-to-day management of the Fund's portfolio are described below.

Karen Q. Wong, CFA, a Managing Director, Head of Equity Portfolio Management, has been a portfolio manager of the Fund since its inception in September 2013.

Richard A. Brown, CFA, a Managing Director and Senior Portfolio Manager, Equity Portfolio Management, has been a portfolio manager of the Fund since its inception in September 2013.

Thomas J. Durante, CFA, a Managing Director and Senior Portfolio Manager, Equity Portfolio Management, has been a portfolio manager of the Fund since its inception in September 2013.

**Buying and Selling Fund Shares**

The Fund is an ETF. This means that shares of the Fund are listed on a national securities exchange, such as NASDAQ, and trade at market prices. Most investors will buy and sell shares of the Fund through brokers. Because Fund shares trade at market prices rather than NAV, shares may trade at a price greater than NAV (premium) or less than NAV (discount).

The Fund issues and redeems shares at NAV only in large blocks of shares ("Creation Units"), which only certain institutions or large investors (typically market makers or other broker-dealers) may purchase or redeem. Currently, Creation Units generally consist of 50,000 shares, though this may change from time to time. Creation Units are not expected to consist of less than 50,000 shares. The Fund issues and redeems Creation Units in exchange for a portfolio of securities and/or U.S. cash.

**Tax Information**

The Fund intends to make distributions that may be taxed as ordinary income, qualified dividend income, or capital gains.

**Payments to Broker-Dealers and Other Financial Intermediaries**

If you purchase shares of the Fund through a broker-dealer or other financial intermediary (such as a bank) (an "Intermediary"), WisdomTree Asset Management or its affiliates may pay Intermediaries for certain activities related to the Fund, including participation in activities that are designed to make Intermediaries more knowledgeable about exchange traded products, including the Fund, or for other activities, such as marketing, educational training or other initiatives related to the sale or promotion of Fund shares. These payments may create a conflict of interest by influencing the Intermediary and your salesperson to recommend the Fund over another investment. Any such arrangements do not result in increased Fund expenses. Ask your salesperson or visit the Intermediary's website for more information.

# WisdomTree Emerging Markets Quality Dividend Growth Fund

## Investment Objective

The WisdomTree Emerging Markets Quality Dividend Growth Fund (the “Fund”) seeks to track the price and yield performance, before fees and expenses, of the WisdomTree Emerging Markets Quality Dividend Growth Index (the “Index”).

## Fees and Expenses of the Fund

The following table describes the fees and expenses you may pay if you buy and hold shares of the Fund. The fees are expressed as a percentage of the Fund’s average net assets.

<b>Shareholder Fees</b> (fees paid directly from your investment)	None
<b>Annual Fund Operating Expenses</b> (expenses that you pay each year as a percentage of the value of your investment)	
Management Fees	0.63%
Distribution and/or Service (12b-1) Fees	None
Other Expenses	0.00%
<b>Total Annual Fund Operating Expenses</b>	0.63%
Fee Waivers	(0.31)% <sup>1</sup>
<b>Total Annual Fund Operating Expenses After Fee Waivers</b>	0.32% <sup>1</sup>

<sup>1</sup> WisdomTree Asset Management, Inc. (“WisdomTree Asset Management” or the “Adviser”) has contractually agreed to limit the Management Fee to 0.32% through July 31, 2018, unless earlier terminated by the Board of Trustees of WisdomTree Trust (the “Trust”) for any reason at any time.

## Example

The following example is intended to help retail investors compare the cost of investing in the Fund with the cost of investing in other funds. It illustrates the hypothetical expenses that such investors would incur over various periods if they were to invest \$10,000 in the Fund for the time periods indicated and then redeem all of the shares at the end of those periods. This example assumes that the Fund provides a return of 5% a year and that operating expenses remain the same. This example does not include the brokerage commissions that retail investors may pay to buy and sell shares of the Fund. Although your actual costs may be higher or lower, based on these assumptions, your costs would be:

	1 Year	3 Years	5 Years	10 Years
	\$ 33	\$ 170	\$ 320	\$ 757

## Portfolio Turnover

The Fund pays transaction costs, such as commissions, when it buys and sells securities (or “turns over” its portfolio). A higher portfolio turnover rate may indicate higher transaction costs and may result in higher taxes when Fund shares are held in a taxable account. These costs, which are not reflected in annual fund operating expenses or in the example, affect the Fund’s performance. During the most recent fiscal year, the Fund’s portfolio turnover rate was 49% of the average value of its portfolio, excluding the value of portfolio securities received or delivered as a result of in-kind creations or redemptions of the Fund’s capital shares.

## Principal Investment Strategies of the Fund

The Fund employs a “passive management” – or indexing – investment approach designed to track the performance of the Index. The Fund generally uses a representative sampling strategy to achieve its investment objective, meaning it generally will invest in a sample of the securities in the Index whose risk, return and other characteristics resemble the risk, return and other characteristics of the Index as a whole. Under normal circumstances, at least 80% of the Fund’s total assets (exclusive of collateral held from securities lending) will be invested in component securities of the Index and investments that have economic characteristics that are substantially identical to the economic characteristics of such component securities.

The Index is a fundamentally weighted index that consists of emerging market dividend-paying common stocks with growth characteristics. To be eligible for inclusion in the Index, a company must meet the following criteria: (i) payment of at least \$5 million in cash dividends on common shares in the annual cycle prior to the annual Index screening date; (ii) market capitalization of at least \$200 million as of the annual Index screening date; (iii) average daily dollar trading volume of at least \$200,000 for each of the six months preceding the annual Index



screening date; (iv) incorporation within one of 17 emerging market nations (Brazil, Chile, China, Czech Republic, Hungary, India, Indonesia, Korea, Malaysia, Mexico, the Philippines, Poland, Russia, South Africa, Taiwan, Thailand, and Turkey); (v) trading of at least 250,000 shares per month for each of the six months preceding the annual Index screening date; and (vi) an earnings yield greater than the dividend yield. From this starting universe, the Index is comprised of the top 300 companies with the best combined rank of certain growth and quality factors: specifically long-term earnings growth expectations, return on equity, and return on assets.

Securities are weighted in the Index based on dividends paid over the prior annual cycle. Companies that pay a greater total dollar amount of dividends are more heavily weighted. To derive a company's initial Index weight, (i) *multiply* the U.S. dollar value of the company's annual gross dividend per share by the number of common shares outstanding for that company (the "Cash Dividend Factor"); (ii) calculate the Cash Dividend Factor for each company; (iii) add together all of the companies' Cash Dividend Factors; and (iv) *divide* the company's Cash Dividend Factor by the sum of all Cash Dividend Factors. At the time of the Index's annual screening date, the maximum weight of any security in the Index is capped at 5% and the maximum weight of any one sector or country in the Index is capped at 20%; however, security, sector and/or country weights may fluctuate above the specified cap in response to market conditions and/or the application of volume factor adjustments. The Index methodology applies a volume factor adjustment to reduce a component security's weight in the Index and reallocate the reduction in weight pro rata among the other securities if, as of the annual Index screening date, a component security no longer meets certain trading volume thresholds.

WisdomTree Investments, Inc. ("WisdomTree Investments"), as Index provider, currently uses Standard & Poor's Global Industry Classification Standards ("S&P GICS") to define companies within a sector. The following sectors are included in the Index: consumer discretionary, consumer staples, energy, financials, health care, industrials, information technology, materials, real estate, telecommunication services, and utilities. A sector is comprised of multiple industries. For example, the energy sector is comprised of companies in, among others, the natural gas, oil and petroleum industries. As of June 30, 2017, a significant portion of the Index is comprised of companies in the consumer staples, consumer discretionary and information technology sectors.

To the extent the Index concentrates (*i.e.*, holds 25% or more of its total assets) in the securities of a particular industry or group of industries, the Fund will concentrate its investments to approximately the same extent as the Index.

### Principal Risks of Investing in the Fund

You can lose money on your investment in the Fund. The Fund is subject to the risks described below. Some or all of these risks may adversely affect the Fund's net asset value per share ("NAV"), trading price, yield, total return and/or ability to meet its objectives. For more information about the risks of investing in the Fund, see the sections in the Fund's Prospectus titled "Additional Principal Risk Information About the Funds" and "Additional Non-Principal Risk Information."

- **Investment Risk.** As with all investments, an investment in the Fund is subject to investment risk. Investors in the Fund could lose money, including the possible loss of the entire principal amount of an investment, over short or long periods of time.
- **Market Risk.** The trading prices of equity securities and other instruments fluctuate in response to a variety of factors, such as economic, financial or political events that impact the entire market, market segments, or specific issuers. The Fund's NAV and market price may fluctuate significantly in response to these and other factors. As a result, an investor could lose money over short or long periods of time.
- **Shares of the Fund May Trade at Prices Other Than NAV.** As with all exchange-traded funds ("ETFs"), Fund shares may be bought and sold in the secondary market at market prices. The trading prices of the Fund's shares in the secondary market generally differ from the Fund's daily NAV and there may be times when the market price of the shares is more than the NAV (premium) or less than the NAV (discount). This risk is heightened in times of market volatility or periods of steep market declines. Because securities held by the Fund trade on foreign exchanges that are closed when the Fund's primary listing exchange is open, the Fund is likely to experience premiums and discounts greater than those of domestic ETFs.
- **Capital Controls and Sanctions Risk.** Economic conditions, such as volatile currency exchange rates and interest rates, political events, military action and other conditions may, without prior warning, lead to foreign government intervention (including intervention by the U.S. government with respect to foreign governments, economic sectors, foreign companies and related securities and interests) and the imposition of capital controls and/or sanctions, which may also include retaliatory actions of one government against another government,

such as seizure of assets. Capital controls and/or sanctions include the prohibition of, or restrictions on, the ability to own or transfer currency, securities or other assets, which may potentially include derivative instruments related thereto. Capital controls and/or sanctions may also impact the ability of the Fund to buy, sell, transfer, receive, deliver or otherwise obtain exposure to, foreign securities or currency, negatively impact the value and/or liquidity of such instruments, adversely affect the trading market and price for shares of the Fund, and cause the Fund to decline in value.

- **Cash Redemption Risk.** The Fund's investment strategy will require it to redeem shares for cash or to otherwise include cash as part of its redemption proceeds. The Fund may be required to sell or unwind portfolio investments in order to obtain the cash needed to distribute redemption proceeds. This may cause the Fund to recognize a capital gain that it might not have recognized if it had made a redemption in-kind. As a result, the Fund may pay out higher annual capital gain distributions than if the in-kind redemption process was used.
- **Consumer Discretionary Sector Risk.** The Fund currently invests a significant portion of its assets in the consumer discretionary sector, and therefore the Fund's performance could be negatively impacted by events affecting this sector. The consumer discretionary sector includes, for example, automobile, textile, retail, and media companies. This sector can be significantly affected by, among other things, economic growth, worldwide demand, social trends, consumers' disposable income levels, and propensity to spend.
- **Consumer Staples Sector Risk.** The Fund currently invests a significant portion of its assets in the consumer staples sector, and therefore the Fund's performance could be negatively impacted by events affecting this sector. The consumer staples sector includes, for example, food and drug retail and companies whose primary lines of business are food, beverage and other household items, including agricultural products. This sector can be significantly affected by, among other things, changes in price and availability of underlying commodities, rising energy prices and global and economic conditions.
- **Currency Exchange Rate Risk.** Changes in currency exchange rates and the relative value of non-U.S. currencies will affect the value of the Fund's investment and the value of your Fund shares. Currency exchange rates can be very volatile and can change quickly and unpredictably. As a result, the value of an investment in the Fund may change quickly and without warning and you may lose money.
- **Cyber Security Risk.** The Fund and its service providers may be susceptible to operational and information security risks resulting from a breach in cyber security, including cyber-attacks. A breach in cyber security, intentional or unintentional, may adversely impact the Fund in many ways, including, but not limited to, disruption of the Fund's operational capacity, loss of proprietary information, theft or corruption of data, denial-of-service attacks on websites or network resources, and the unauthorized release of confidential information. Cyber-attacks affecting the Fund's third-party service providers, market makers, Authorized Participants, or the issuers of securities in which the Fund invests may subject the Fund to many of the same risks associated with direct cyber security breaches.
- **Dividend Paying Securities Risk.** Securities that pay dividends, as a group, may be out of favor with the market and underperform the overall equity market or stocks of companies that do not pay dividends. In addition, changes in the dividend policies of the companies held by the Fund or the capital resources available for such company's dividend payments may adversely affect the Fund.
- **Emerging Markets Risk.** Investments in securities and instruments traded in developing or emerging markets, or that provide exposure to such securities or markets, can involve additional risks relating to political, economic, or regulatory conditions not associated with investments in U.S. securities and instruments or investments in more developed international markets. Such conditions may impact the ability of the Fund to buy, sell or otherwise transfer securities, adversely affect the trading market and price for Fund shares and cause the Fund to decline in value.
- **Foreign Securities Risk.** Investments in non-U.S. securities involve political, regulatory, and economic risks that may not be present in U.S. securities. For example, investments in non-U.S. securities may be subject to risk of loss due to foreign currency fluctuations, political or economic instability, or geographic events that adversely impact issuers of foreign securities. Investments in non-U.S. securities also may be subject to withholding or other taxes and may be subject to additional trading, settlement, custodial, and operational risks. These and other factors can make investments in the Fund more volatile and potentially less liquid than other types of investments and may be heightened in connection with investments in developing or emerging markets countries.

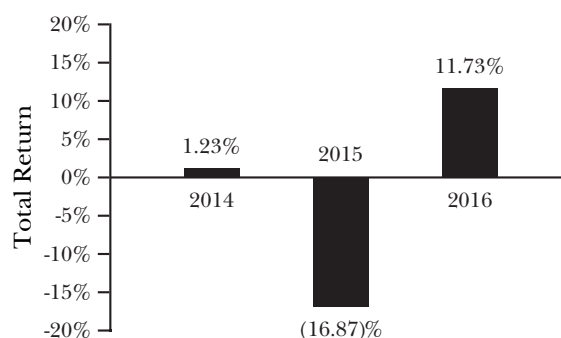
- **Geographic Investment Risk.** To the extent the Fund invests a significant portion of its assets in securities of companies of a single country or region, it is more likely to be impacted by events or conditions affecting that country or region. The Fund currently invests a significant portion of its assets in securities of companies in Taiwan, although this may change from time to time.
- **Geopolitical Risk.** Some countries and regions in which the Fund invests have experienced security concerns, war, threats of war, aggression and/or conflict, terrorism, economic uncertainty, natural and environmental disasters and/or systemic market dislocations (including due to events outside of such countries or regions) that have led, and in the future may lead, to increased short-term market volatility and may have adverse long-term effects on the U.S. and world economies and markets generally, each of which may negatively impact the Fund's investments.
- **Growth Investing Risk.** Growth stocks, as a group, may be out of favor with the market and underperform value stocks or the overall equity market. Growth stocks are generally more sensitive to market movements than other types of stocks primarily because their prices are based heavily on the future expectations of the economy and the stock's issuing company.
- **Information Technology Sector Risk.** The Fund currently invests a significant portion of its assets in the information technology sector, and therefore the Fund's performance could be negatively impacted by events affecting this sector. The information technology sector includes, for example, internet, semiconductor, software, hardware, and technology equipment companies. This sector can be significantly affected by, among other things, the supply and demand for specific products and services, the pace of technological development, and government regulation.
- **Index and Data Risk.** The Fund is not "actively" managed and seeks to track the price and yield performance, before fees and expenses, of the Index. The Index provider has the right to make adjustments to the Index or to cease making the Index available without regard to the particular interests of the Fund or its shareholders. If the computers or other facilities of the Index provider, Index calculation agent, data providers and/or relevant stock exchange malfunction for any reason, calculation and dissemination of Index values may be delayed and trading in Fund shares may be suspended for a period of time. Errors in Index data, Index calculations and/or the construction of the Index may occur from time to time and may not be identified and/or corrected by the Index provider, Index calculation agent or other applicable party for a period of time or at all, which may have an adverse impact on the Fund and its shareholders. The potential risk of continuing error may be particularly heightened in the case of the Index, which is generally not used as a benchmark by other funds or managers.
- **Investment Style Risk.** The Fund invests in the securities included in, or representative of, the Index regardless of their investment merit. The Fund does not attempt to outperform the Index or take defensive positions in declining markets. As a result, the Fund's performance may be adversely affected by a general decline in the market segments relating to the Index.
- **Issuer-Specific Risk.** Issuer-specific events, including changes in the actual or perceived financial condition of an issuer, can have a negative impact on the value of the Fund.
- **Large-Capitalization Investing Risk.** The Fund may invest in the securities of large-capitalization companies. As a result, the Fund's performance may be adversely affected if securities of large-capitalization companies underperform securities of smaller-capitalization companies or the market as a whole. Large-capitalization companies may adapt more slowly to new competitive challenges and be subject to slower growth during times of economic expansion.
- **Mid-Capitalization Investing Risk.** The Fund may invest in the securities of mid-capitalization companies. As a result, the Fund's performance may be adversely affected if securities of mid-capitalization companies underperform securities of other capitalization ranges or the market as a whole. Securities of mid-capitalization companies are often less stable and more vulnerable to market volatility and adverse economic developments than securities of larger companies.
- **Non-Correlation Risk.** As with all index funds, the performance of the Fund and its Index may differ from each other for a variety of reasons.
- **Non-Diversification Risk.** The Fund is considered to be non-diversified, which means that it may invest more of its assets in the securities of a single issuer or a smaller number of issuers than if it were a diversified fund. To the extent the Fund invests a significant percentage of its assets in a limited number of issuers, the Fund is subject to

the risks of investing in those few issuers, and may be more susceptible to a single adverse economic or regulatory occurrence. As a result, changes in the market value of a single security could cause greater fluctuations in the value of Fund shares than would occur in a diversified fund.

- **Operational Risk.** The Fund and its service providers may experience disruptions that arise from human error, processing and communications errors, counterparty or third-party errors, technology or systems failures, any of which may have an adverse impact on the Fund.

### Fund Performance

Historical Fund performance, which varies over time, can provide an indication of the risks of investing in the Fund. The bar chart that follows shows the annual total returns of the Fund for each full calendar year since the Fund commenced operations. The table that follows the bar chart shows the Fund's average annual total returns, both before and after taxes. This table also shows how the Fund's performance compares to the Index and that of a relevant broad-based securities index. Index returns do not reflect deductions for fees, expenses or taxes. All returns assume reinvestment of dividends and distributions. The Fund's past performance (before and after taxes) is not necessarily an indication of how the Fund will perform in the future.



The Fund's year-to-date total return as of June 30, 2017 was 13.43%.

### Best and Worst Quarter Returns (for the periods reflected in the bar chart above)

	Return	Quarter/Year
Highest Return	7.63%	1Q/2016
Lowest Return	(18.17)%	3Q/2015

After-tax returns are calculated using the highest historical individual federal marginal income tax rates and do not reflect the impact of state and local taxes. Actual after-tax returns depend on your tax situation and may differ from those shown and are not relevant if you hold your shares through tax-deferred arrangements, such as 401(k) plans or individual retirement accounts. In some cases the return after taxes may exceed the return before taxes due to an assumed tax benefit from any losses on a sale of Fund shares at the end of the measurement period.

### Average Annual Total Returns for the periods ending December 31, 2016

WisdomTree Emerging Markets Quality Dividend Growth Fund	1 Year	Since Inception August 1, 2013
Return Before Taxes Based on NAV	11.73%	(2.37)%
Return After Taxes on Distributions	10.83%	(2.86)%
Return After Taxes on Distributions and Sale of Fund Shares	7.23%	(1.69)%
WisdomTree Emerging Markets Quality Dividend Growth Index (Reflects no deduction for fees, expenses or taxes)	12.67%	(1.40)%
MSCI Emerging Markets Index (Reflects no deduction for fees, expenses or taxes)	11.19%	(0.61)%

## **Management**

### **Investment Adviser and Sub-Adviser**

WisdomTree Asset Management, Inc. serves as investment adviser to the Fund. Mellon Capital Management Corporation serves as sub-adviser to the Fund.

### **Portfolio Managers**

The Fund is managed by Mellon Capital's Equity Portfolio Management team. The individual members of the team jointly and primarily responsible for the day-to-day management of the Fund's portfolio are described below.

Karen Q. Wong, CFA, a Managing Director, Head of Equity Portfolio Management, has been a portfolio manager of the Fund since its inception in August 2013.

Richard A. Brown, CFA, a Managing Director and Senior Portfolio Manager, Equity Portfolio Management, has been a portfolio manager of the Fund since its inception in August 2013.

Thomas J. Durante, CFA, a Managing Director and Senior Portfolio Manager, Equity Portfolio Management, has been a portfolio manager of the Fund since its inception in August 2013.

### **Buying and Selling Fund Shares**

The Fund is an ETF. This means that shares of the Fund are listed on a national securities exchange, such as NASDAQ, and trade at market prices. Most investors will buy and sell shares of the Fund through brokers. Because Fund shares trade at market prices rather than NAV, shares may trade at a price greater than NAV (premium) or less than NAV (discount).

The Fund issues and redeems shares at NAV only in large blocks of shares ("Creation Units"), which only certain institutions or large investors (typically market makers or other broker-dealers) may purchase or redeem. Currently, Creation Units generally consist of 100,000 shares, though this may change from time to time. Creation Units are not expected to consist of less than 25,000 shares. The Fund issues and redeems Creation Units in exchange for a portfolio of securities and/or U.S. cash.

### **Tax Information**

The Fund intends to make distributions that may be taxed as ordinary income, qualified dividend income, or capital gains.

### **Payments to Broker-Dealers and Other Financial Intermediaries**

If you purchase shares of the Fund through a broker-dealer or other financial intermediary (such as a bank) (an "Intermediary"), WisdomTree Asset Management or its affiliates may pay Intermediaries for certain activities related to the Fund, including participation in activities that are designed to make Intermediaries more knowledgeable about exchange traded products, including the Fund, or for other activities, such as marketing, educational training or other initiatives related to the sale or promotion of Fund shares. These payments may create a conflict of interest by influencing the Intermediary and your salesperson to recommend the Fund over another investment. Any such arrangements do not result in increased Fund expenses. Ask your salesperson or visit the Intermediary's website for more information.



# WisdomTree Emerging Markets ex-State-Owned Enterprises Fund

## Investment Objective

The WisdomTree Emerging Markets ex-State-Owned Enterprises Fund (the “Fund”) seeks to track the price and yield performance, before fees and expenses, of the WisdomTree Emerging Markets ex-State-Owned Enterprises Index (the “Index”).

## Fees and Expenses of the Fund

The following table describes the fees and expenses you may pay if you buy and hold shares of the Fund. The fees are expressed as a percentage of the Fund’s average net assets.

<b>Shareholder Fees</b> (fees paid directly from your investment)	None
<b>Annual Fund Operating Expenses</b> (expenses that you pay each year as a percentage of the value of your investment)	
Management Fees	0.58%
Distribution and/or Service (12b-1) Fees	None
Other Expenses	0.00%
<b>Total Annual Fund Operating Expenses</b>	0.58%
Fee Waivers	(0.26)% <sup>1</sup>
<b>Total Annual Fund Operating Expenses After Fee Waivers</b>	0.32% <sup>1</sup>

<sup>1</sup> WisdomTree Asset Management, Inc. (“WisdomTree Asset Management” or the “Adviser”) has contractually agreed to limit the Management Fee to 0.32% through July 31, 2018, unless earlier terminated by the Board of Trustees of WisdomTree Trust (the “Trust”) for any reason at any time.

## Example

The following example is intended to help retail investors compare the cost of investing in the Fund with the cost of investing in other funds. It illustrates the hypothetical expenses that such investors would incur over various periods if they were to invest \$10,000 in the Fund for the time periods indicated and then redeem all of the shares at the end of those periods. This example assumes that the Fund provides a return of 5% a year and that operating expenses remain the same. This example does not include the brokerage commissions that retail investors may pay to buy and sell shares of the Fund. Although your actual costs may be higher or lower, based on these assumptions, your costs would be:

	1 Year	3 Years	5 Years	10 Years
	\$ 33	\$ 160	\$ 298	\$ 701

## Portfolio Turnover

The Fund pays transaction costs, such as commissions, when it buys and sells securities (or “turns over” its portfolio). A higher portfolio turnover rate may indicate higher transaction costs and may result in higher taxes when Fund shares are held in a taxable account. These costs, which are not reflected in annual fund operating expenses or in the example, affect the Fund’s performance. During the most recent fiscal year, the Fund’s portfolio turnover rate was 15% of the average value of its portfolio, excluding the value of portfolio securities received or delivered as a result of in-kind creations or redemptions of the Fund’s capital shares.

## Principal Investment Strategies of the Fund

The Fund employs a “passive management” – or indexing – investment approach designed to track the performance of the Index. The Fund generally uses a representative sampling strategy to achieve its investment objective, meaning it generally will invest in a sample of the securities in the Index whose risk, return and other characteristics resemble the risk, return, and other characteristics of the Index as a whole. Under normal circumstances, at least 80% of the Fund’s total assets (exclusive of collateral held from securities lending) will be invested in component securities of the Index and investments that have economic characteristics that are substantially identical to the economic characteristics of such component securities.

The Index is a modified float-adjusted market cap weighted index that consists of common stocks in emerging markets, excluding common stocks of “state-owned enterprises.” WisdomTree Investments, Inc. (“WisdomTree Investments”), as Index provider, defines state-owned enterprises as companies with over 20% government ownership. The starting universe for the Index (the “pre-screening universe”) includes companies that: (i) are incorporated or domiciled (i.e., maintain their principal place of business) in one of the following emerging

market countries: Brazil, Chile, China, Czech Republic, Hungary, India, Indonesia, Korea, Malaysia, Mexico, the Philippines, Poland, Russia, South Africa, Taiwan, Thailand or Turkey; (ii) list shares on a stock exchange in one of the foregoing emerging market countries or the United States (except Chinese companies may have shares listed in Hong Kong); (iii) have a float-adjusted market capitalization of at least \$1 billion as of the Index screening date; (iv) have an average daily dollar trading volume of at least \$100,000 for three months preceding the Index screening date; and (v) trade at least 250,000 shares per month or \$25 million notional for each of the six months preceding the Index screening date.

Effective as of a special Index rebalance on August 14, 2017, the Index also consists of the fifty largest companies by float-adjusted market capitalization that are incorporated in mainland China, listed and traded on the Shanghai Stock Exchange (“SSE”) or Shenzhen Stock Exchange (“SZSE”) via the Shanghai-Hong Kong or Shenzhen-Hong Kong Stock Connect (“Stock Connect”) programs in Chinese renminbi (“A-Shares”) and meet the trading requirements set forth above. Stock Connect is a securities trading and clearing linked program between either SSE or SZSE, and the Stock Exchange of Hong Kong Limited (“SEHK”), Hong Kong Securities Clearing Company Limited (“HKSCC”), and China Securities Depository and Clearing Corporation Limited (“ChinaClear”), with an aim to achieve mutual stock market access between the People’s Republic of China (“PRC”) and Hong Kong. The maximum weight of China A-Shares in the Index, at the time of the Index’s annual screening date, is capped at 5%; however, the weight of China A-Shares in the Index may fluctuate above the cap in response to market conditions and/or the application of volume factor adjustments, as described below.

Securities are weighted in the Index based on a modified market cap weighting scheme that adjusts the weight of Index securities from each country to approximate the weight of securities from that country in the pre-screening universe. The weight of Index securities from a single country, however, will not be multiplied by a factor greater than three. After applying the foregoing country weight adjustment, should any sector have a weight that is 3% higher or lower than its pre-screening universe sector weight, such sector’s weight will be adjusted by a factor so that the sector’s weight is 3% higher or lower, respectively, than its pre-screening universe weight. Companies that are not state-owned, but are incorporated within countries that have relatively high government ownership among initial screening constituents, could potentially see higher weights than they would under a normal market cap weighting scheme. Companies that are not state-owned, but are incorporated within countries that have relatively low government ownership among initial screening constituents, could potentially see lower weights than they would under a normal market cap weighting scheme. Sector and/or country weights may fluctuate above the specified cap in response to market conditions and/or the application of volume factor adjustments. The Index methodology applies a volume factor adjustment to reduce a component security’s weight in the Index and reallocate the reduction in weight pro rata among the other securities if, as of the annual Index screening date, a component security no longer meets certain trading volume thresholds.

WisdomTree Investments, as Index provider, currently uses Standard & Poor’s Global Industry Classification Standards (“S&P GICS”) to define companies within a sector. The following sectors are included in the Index: consumer discretionary, consumer staples, energy, financials, health care, industrials, information technology, materials, real estate, telecommunication services, and utilities. A sector is comprised of multiple industries. For example, the energy sector is comprised of companies in, among others, the natural gas, oil and petroleum industries. As of June 30, 2017, a significant portion of the Index is comprised of companies in the consumer discretionary, financial and information technology sectors.

To the extent the Index concentrates (*i.e.*, holds 25% or more of its total assets) in the securities of a particular industry or group of industries, the Fund will concentrate its investments to approximately the same extent as the Index.

### **Principal Risks of Investing in the Fund**

You can lose money on your investment in the Fund. The Fund is subject to the risks described below. Some or all of these risks may adversely affect the Fund’s net asset value per share (“NAV”), trading price, yield, total return and/or ability to meet its objectives. For more information about the risks of investing in the Fund, see the sections in the Fund’s Prospectus titled “Additional Principal Risk Information About the Funds” and “Additional Non-Principal Risk Information.”

- **Investment Risk.** As with all investments, an investment in the Fund is subject to investment risk. Investors in the Fund could lose money, including the possible loss of the entire principal amount of an investment, over short or long periods of time.

- **Market Risk.** The trading prices of equity securities and other instruments fluctuate in response to a variety of factors, such as economic, financial or political events that impact the entire market, market segments, or specific issuers. The Fund's NAV and market price may fluctuate significantly in response to these and other factors. As a result, an investor could lose money over short or long periods of time.
- **Shares of the Fund May Trade at Prices Other Than NAV.** As with all exchange-traded funds ("ETFs"), Fund shares may be bought and sold in the secondary market at market prices. The trading prices of the Fund's shares in the secondary market generally differ from the Fund's daily NAV and there may be times when the market price of the shares is more than the NAV (premium) or less than the NAV (discount). This risk is heightened in times of market volatility or periods of steep market declines. Because securities held by the Fund trade on foreign exchanges that are closed when the Fund's primary listing exchange is open, the Fund is likely to experience premiums and discounts greater than those of domestic ETFs.
- **Capital Controls and Sanctions Risk.** Economic conditions, such as volatile currency exchange rates and interest rates, political events, military action and other conditions may, without prior warning, lead to foreign government intervention (including intervention by the U.S. government with respect to foreign governments, economic sectors, foreign companies and related securities and interests) and the imposition of capital controls and/or sanctions, which may also include retaliatory actions of one government against another government, such as seizure of assets. Capital controls and/or sanctions include the prohibition of, or restrictions on, the ability to own or transfer currency, securities or other assets, which may potentially include derivative instruments related thereto. Capital controls and/or sanctions may also impact the ability of the Fund to buy, sell, transfer, receive, deliver or otherwise obtain exposure to, foreign securities or currency, negatively impact the value and/or liquidity of such instruments, adversely affect the trading market and price for shares of the Fund, and cause the Fund to decline in value.
- **Cash Redemption Risk.** The Fund's investment strategy will require it to redeem shares for cash or to otherwise include cash as part of its redemption proceeds. The Fund may be required to sell or unwind portfolio investments in order to obtain the cash needed to distribute redemption proceeds. This may cause the Fund to recognize a capital gain that it might not have recognized if it had made a redemption in-kind. As a result, the Fund may pay out higher annual capital gain distributions than if the in-kind redemption process was used.
- **Consumer Discretionary Sector Risk.** The Fund currently invests a significant portion of its assets in the consumer discretionary sector, and therefore the Fund's performance could be negatively impacted by events affecting this sector. The consumer discretionary sector includes, for example, automobile, textile, retail, and media companies. This sector can be significantly affected by, among other things, economic growth, worldwide demand, social trends, consumers' disposable income levels, and propensity to spend.
- **Currency Exchange Rate Risk.** Changes in currency exchange rates and the relative value of non-U.S. currencies will affect the value of the Fund's investment and the value of your Fund shares. Currency exchange rates can be very volatile and can change quickly and unpredictably. As a result, the value of an investment in the Fund may change quickly and without warning and you may lose money.
- **Cyber Security Risk.** The Fund and its service providers may be susceptible to operational and information security risks resulting from a breach in cyber security, including cyber-attacks. A breach in cyber security, intentional or unintentional, may adversely impact the Fund in many ways, including, but not limited to, disruption of the Fund's operational capacity, loss of proprietary information, theft or corruption of data, denial-of-service attacks on websites or network resources, and the unauthorized release of confidential information. Cyber-attacks affecting the Fund's third-party service providers, market makers, Authorized Participants, or the issuers of securities in which the Fund invests may subject the Fund to many of the same risks associated with direct cyber security breaches.
- **Emerging Markets Risk.** Investments in securities and instruments traded in developing or emerging markets, or that provide exposure to such securities or markets, can involve additional risks relating to political, economic, or regulatory conditions not associated with investments in U.S. securities and instruments or investments in more developed international markets. Such conditions may impact the ability of the Fund to buy, sell or otherwise transfer securities, adversely affect the trading market and price for Fund shares and cause the Fund to decline in value.
- **Financial Sector Risk.** The Fund currently invests a significant portion of its assets in the financial sector, and therefore the Fund's performance could be negatively impacted by events affecting this sector. The financial sector includes, for example, banks and financial institutions providing mortgage and mortgage related services.

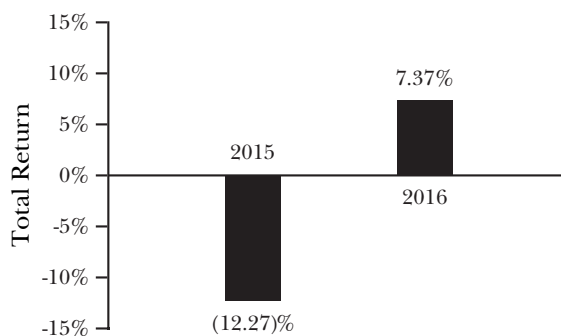
This sector can be significantly affected by, among other things, changes in interest rates, government regulation, the rate of defaults on corporate, consumer and government debt, the availability and cost of capital, and fallout from the housing and sub-prime mortgage crisis.

- **Foreign Securities Risk.** Investments in non-U.S. securities involve political, regulatory, and economic risks that may not be present in U.S. securities. For example, investments in non-U.S. securities may be subject to risk of loss due to foreign currency fluctuations, political or economic instability, or geographic events that adversely impact issuers of foreign securities. Investments in non-U.S. securities also may be subject to withholding or other taxes and may be subject to additional trading, settlement, custodial, and operational risks. These and other factors can make investments in the Fund more volatile and potentially less liquid than other types of investments and may be heightened in connection with investments in developing or emerging markets countries.
- **Geographic Investment Risk.** To the extent the Fund invests a significant portion of its assets in securities of companies of a single country or region, it is more likely to be impacted by events or conditions affecting that country or region. The Fund currently invests a significant portion of its assets in China and Korea, although this may change from time to time.
- **Geopolitical Risk.** Some countries and regions in which the Fund invests have experienced security concerns, war, threats of war, aggression and/or conflict, terrorism, economic uncertainty, natural and environmental disasters and/or systemic market dislocations (including due to events outside of such countries or regions) that have led, and in the future may lead, to increased short-term market volatility and may have adverse long-term effects on the U.S. and world economies and markets generally, each of which may negatively impact the Fund's investments.
- **Information Technology Sector Risk.** The Fund currently invests a significant portion of its assets in the information technology sector, and therefore the Fund's performance could be negatively impacted by events affecting this sector. The information technology sector includes, for example, internet, semiconductor, software, hardware, and technology equipment companies. This sector can be significantly affected by, among other things, the supply and demand for specific products and services, the pace of technological development, and government regulation.
- **Index and Data Risk.** The Fund is not "actively" managed and seeks to track the price and yield performance, before fees and expenses, of the Index. The Index provider has the right to make adjustments to the Index or to cease making the Index available without regard to the particular interests of the Fund or its shareholders. If the computers or other facilities of the Index provider, Index calculation agent, data providers and/or relevant stock exchange malfunction for any reason, calculation and dissemination of Index values may be delayed and trading in Fund shares may be suspended for a period of time. Errors in Index data, Index calculations and/or the construction of the Index may occur from time to time and may not be identified and/or corrected by the Index provider, Index calculation agent or other applicable party for a period of time or at all, which may have an adverse impact on the Fund and its shareholders. The potential risk of continuing error may be particularly heightened in the case of the Index, which is generally not used as a benchmark by other funds or managers.
- **Investment Style Risk.** The Fund invests in the securities included in, or representative of, the Index regardless of their investment merit. The Fund does not attempt to outperform the Index or take defensive positions in declining markets. As a result, the Fund's performance may be adversely affected by a general decline in the market segments relating to the Index.
- **Issuer-Specific Risk.** Issuer-specific events, including changes in the actual or perceived financial condition of an issuer, can have a negative impact on the value of the Fund.
- **Large-Capitalization Investing Risk.** The Fund may invest in the securities of large-capitalization companies. As a result, the Fund's performance may be adversely affected if securities of large-capitalization companies underperform securities of smaller-capitalization companies or the market as a whole. Large-capitalization companies may adapt more slowly to new competitive challenges and be subject to slower growth during times of economic expansion.
- **Mid-Capitalization Investing Risk.** The Fund may invest in the securities of mid-capitalization companies. As a result, the Fund's performance may be adversely affected if securities of mid-capitalization companies underperform securities of other capitalization ranges or the market as a whole. Securities of mid-capitalization companies are often less stable and more vulnerable to market volatility and adverse economic developments than securities of larger companies.

- **Non-Correlation Risk.** As with all index funds, the performance of the Fund and its Index may differ from each other for a variety of reasons.
- **Non-Diversification Risk.** The Fund is considered to be non-diversified, which means that it may invest more of its assets in the securities of a single issuer or a smaller number of issuers than if it were a diversified fund. To the extent the Fund invests a significant percentage of its assets in a limited number of issuers, the Fund is subject to the risks of investing in those few issuers, and may be more susceptible to a single adverse economic or regulatory occurrence. As a result, changes in the market value of a single security could cause greater fluctuations in the value of Fund shares than would occur in a diversified fund.
- **Operational Risk.** The Fund and its service providers may experience disruptions that arise from human error, processing and communications errors, counterparty or third-party errors, technology or systems failures, any of which may have an adverse impact on the Fund.
- **Stock Connect Risk.** The Fund's ability to invest in China A-Shares through Stock Connect is subject to trading limits, rules and regulations, including daily quotas that limit the Fund's purchases and sales through Stock Connect. These restrictions and regulations may adversely affect the Fund's ability to achieve its investment objective.
- **Tax Risk in China.** Uncertainties in PRC tax rules governing taxation of income and gains from investments in A-Shares via Stock Connect could result in unexpected tax liabilities for the Fund. The Fund's investments in securities, including A-Shares, issued by PRC companies may cause the Fund to become subject to withholding and other taxes imposed by the PRC.

### Fund Performance

Historical Fund performance, which varies over time, can provide an indication of the risks of investing in the Fund. The bar chart that follows shows the annual total returns of the Fund for each full calendar year since the Fund commenced operations. The table that follows the bar chart shows the Fund's average annual total returns, both before and after taxes. This table also shows how the Fund's performance compares to the Index and that of a relevant broad-based securities index. Index returns do not reflect deductions for fees, expenses or taxes. All returns assume reinvestment of dividends and distributions. The Fund's past performance (before and after taxes) is not necessarily an indication of how the Fund will perform in the future.



The Fund's year-to-date total return as of June 30, 2017 was 22.79%.

### Best and Worst Quarter Returns (for the periods reflected in the bar chart above)

	Return	Quarter/Year
Highest Return	9.59%	3Q/2016
Lowest Return	(17.15)%	3Q/2015

After-tax returns are calculated using the highest historical individual federal marginal income tax rates and do not reflect the impact of state and local taxes. Actual after-tax returns depend on your tax situation and may differ from those shown and are not relevant if you hold your shares through tax-deferred arrangements, such as 401(k) plans or individual retirement accounts. In some cases the return after taxes may exceed the return before taxes due to an assumed tax benefit from any losses on a sale of Fund shares at the end of the measurement period.



**Average Annual Total Returns for the periods ending December 31, 2016**

<b>WisdomTree Emerging Markets ex-State-Owned Enterprises Fund</b>	<b>1 Year</b>	<b>Since Inception December 10, 2014</b>
Return Before Taxes Based on NAV	7.37%	(3.17)%
Return After Taxes on Distributions	7.18%	(3.52)%
Return After Taxes on Distributions and Sale of Fund Shares	4.63%	(2.18)%
WisdomTree Emerging Markets ex-State-Owned Enterprises Index (Reflects no deduction for fees, expenses or taxes)	8.62%	(1.39)%
MSCI Emerging Markets Index (Reflects no deduction for fees, expenses or taxes)	11.19%	(2.69)%

**Management****Investment Adviser and Sub-Adviser**

WisdomTree Asset Management, Inc. serves as investment adviser to the Fund. Mellon Capital Management Corporation serves as sub-adviser to the Fund.

**Portfolio Managers**

The Fund is managed by Mellon Capital's Equity Portfolio Management team. The individual members of the team jointly and primarily responsible for the day-to-day management of the Fund's portfolio are described below.

Karen Q. Wong, CFA, a Managing Director, Head of Equity Portfolio Management, has been a portfolio manager of the Fund since its inception in December 2014.

Richard A. Brown, CFA, a Managing Director and Senior Portfolio Manager, Equity Portfolio Management, has been a portfolio manager of the Fund since its inception in December 2014.

Thomas J. Durante, CFA, a Managing Director and Senior Portfolio Manager, Equity Portfolio Management, has been a portfolio manager of the Fund since its inception in December 2014.

**Buying and Selling Fund Shares**

The Fund is an ETF. This means that shares of the Fund are listed on a national securities exchange, such as NYSE Arca, and trade at market prices. Most investors will buy and sell shares of the Fund through brokers. Because Fund shares trade at market prices rather than NAV, shares may trade at a price greater than NAV (premium) or less than NAV (discount).

The Fund issues and redeems shares at NAV only in large blocks of shares ("Creation Units"), which only certain institutions or large investors (typically market makers or other broker-dealers) may purchase or redeem. Currently, Creation Units generally consist of 100,000 shares, though this may change from time to time. Creation Units are not expected to consist of less than 25,000 shares. The Fund issues and redeems Creation Units in exchange for a portfolio of securities and/or U.S. cash.

**Tax Information**

The Fund intends to make distributions that may be taxed as ordinary income, qualified dividend income, or capital gains.

**Payments to Broker-Dealers and Other Financial Intermediaries**

If you purchase shares of the Fund through a broker-dealer or other financial intermediary (such as a bank) (an "Intermediary"), WisdomTree Asset Management or its affiliates may pay Intermediaries for certain activities related to the Fund, including participation in activities that are designed to make Intermediaries more knowledgeable about exchange traded products, including the Fund, or for other activities, such as marketing, educational training or other initiatives related to the sale or promotion of Fund shares. These payments may create a conflict of interest by influencing the Intermediary and your salesperson to recommend the Fund over another investment. Any such arrangements do not result in increased Fund expenses. Ask your salesperson or visit the Intermediary's website for more information.

# WisdomTree India Earnings Fund

## Investment Objective

The WisdomTree India Earnings Fund (the “Fund”) seeks to track the price and yield performance, before fees and expenses, of the WisdomTree India Earnings Index (the “Index”).

## Fees and Expenses of the Fund

The following table describes the fees and expenses you may pay if you buy and hold shares of the Fund. The fees are expressed as a percentage of the Fund’s average net assets.

<b>Shareholder Fees</b> (fees paid directly from your investment)	None
<b>Annual Fund Operating Expenses</b> (expenses that you pay each year as a percentage of the value of your investment)	
Management Fees	0.83%
Distribution and/or Service (12b-1) Fees	None
Other Expenses	0.01% <sup>1</sup>
<b>Total Annual Fund Operating Expenses</b>	0.84%

<sup>1</sup> Primarily consists of interest expense associated with a short term loan from a U.S. bank that was incurred in connection with the execution of portfolio rebalancing trades.

## Example

The following example is intended to help retail investors compare the cost of investing in the Fund with the cost of investing in other funds. It illustrates the hypothetical expenses that such investors would incur over various periods if they were to invest \$10,000 in the Fund for the time periods indicated and then redeem all of the shares at the end of those periods. This example assumes that the Fund provides a return of 5% a year and that operating expenses remain the same. This example does not include the brokerage commissions that retail investors may pay to buy and sell shares of the Fund. Although your actual costs may be higher or lower, based on these assumptions, your costs would be:

	1 Year	3 Years	5 Years	10 Years
	\$ 86	\$ 268	\$ 466	\$ 1,037

## Portfolio Turnover

The Fund pays transaction costs, such as commissions, when it buys and sells securities (or “turns over” its portfolio). A higher portfolio turnover rate may indicate higher transaction costs and may result in higher taxes when Fund shares are held in a taxable account. These costs, which are not reflected in annual fund operating expenses or in the example, affect the Fund’s performance. During the most recent fiscal year, the Fund’s portfolio turnover rate was 30% of the average value of its portfolio, excluding the value of portfolio securities received or delivered as a result of in-kind creations or redemptions of the Fund’s capital shares.

## Principal Investment Strategies of the Fund

The Fund employs a “passive management” – or indexing – investment approach designed to track the performance of the Index. The Fund generally uses a representative sampling strategy to achieve its investment objective, meaning it generally will invest in a sample of the securities in the Index whose risk, return and other characteristics resemble the risk, return and other characteristics of the Index as a whole. Under normal circumstances, at least 95% of the Fund’s total assets (exclusive of collateral held from securities lending) will be invested in component securities of the Index and investments that have economic characteristics that are substantially identical to the economic characteristics of such component securities.

The Index is a fundamentally weighted index that is comprised of companies incorporated and traded in India that are profitable and that are eligible to be purchased by foreign investors as of the annual Index screening date. To be eligible for inclusion in the Index, a company must meet the following criteria: (i) incorporation within India; (ii) listing on a major Indian stock exchange; (iii) earnings of at least \$5 million during the fiscal year prior to the annual Index screening date; (iv) market capitalization of at least \$200 million as of the annual Index screening date; (v) trading of at least 250,000 shares per month for each of the six months prior to the annual Index

screening date; (vi) average daily dollar trading volume of at least \$200,000 for each of the six months preceding the annual Index screening date; and (vii) price to earnings ratio of at least 2 as of the annual Index screening date.

The initial weight of a component in the Index at the annual screening date is based on reported net income in the most recent fiscal year prior to the annual Index screening date. The reported net income number is then multiplied by a second factor developed by Standard & Poor's called the "Investability Weighting Factor" ("IWF"). The IWF is used to scale the earnings generated by each company by restrictions on shares available to be purchased. The product of the reported net income and IWF is known as the "Earnings Factor." Companies are weighted by the proportion of each individual earnings factor relative to the sum of all earnings factors within the WisdomTree India Earnings Index. The maximum weight of any one sector in the Index, at the time of the Index's annual screening date, is capped at 25%; however, sector weights may fluctuate above the specified cap in response to market conditions and/or the application of volume factor adjustments. The Index methodology applies a volume factor adjustment to reduce a component security's weight in the Index and reallocate the reduction in weight pro rata among the other securities if, as of the annual Index screening date, a component security no longer meets certain trading volume thresholds.

WisdomTree Investments, Inc. ("WisdomTree Investments"), as Index provider, currently uses Standard & Poor's Global Industry Classification Standards ("S&P GICS") to define companies within a sector. The following sectors are included in the Index: consumer discretionary, consumer staples, energy, financials, health care, industrials, information technology, materials, real estate, telecommunication services, and utilities. A sector is comprised of multiple industries. For example, the energy sector is comprised of companies in, among others, the natural gas, oil and petroleum industries. As of June 30, 2017, a significant portion of the Index is comprised of companies in the energy, financial and information technology sectors.

To the extent the Index concentrates (*i.e.*, holds 25% or more of its total assets) in the securities of a particular industry or group of industries, the Fund will concentrate its investments to approximately the same extent as the Index.

The Fund seeks to gain exposure to Indian equity securities, in whole or in part, through investments in a subsidiary organized in the Republic of Mauritius, the WisdomTree India Investment Portfolio, Inc. (the "WisdomTree Subsidiary"). The WisdomTree Subsidiary is wholly-owned and controlled by the Fund. Except as noted, references to the investment strategies and risks of the Fund include the investment strategies and risks of the WisdomTree Subsidiary.

### **Principal Risks of Investing in the Fund**

You can lose money on your investment in the Fund. The Fund is subject to the risks described below. Some or all of these risks may adversely affect the Fund's net asset value per share ("NAV"), trading price, yield, total return and/or ability to meet its objectives. For more information about the risks of investing in the Fund, see the sections in the Fund's Prospectus titled "Additional Principal Risk Information About the Funds" and "Additional Non-Principal Risk Information."

- **Investment Risk.** As with all investments, an investment in the Fund is subject to investment risk. Investors in the Fund could lose money, including the possible loss of the entire principal amount of an investment, over short or long periods of time.
- **Market Risk.** The trading prices of equity securities and other instruments fluctuate in response to a variety of factors, such as economic, financial or political events that impact the entire market, market segments, or specific issuers. The Fund's NAV and market price may fluctuate significantly in response to these and other factors. As a result, an investor could lose money over short or long periods of time.
- **Shares of the Fund May Trade at Prices Other Than NAV.** As with all exchange-traded funds ("ETFs"), Fund shares may be bought and sold in the secondary market at market prices. The trading prices of the Fund's shares in the secondary market generally differ from the Fund's daily NAV and there may be times when the market price of the shares is more than the NAV (premium) or less than the NAV (discount). This risk is heightened in times of market volatility or periods of steep market declines. Because securities held by the Fund trade on foreign exchanges that are closed when the Fund's primary listing exchange is open, the Fund is likely to experience premiums and discounts greater than those of domestic ETFs.
- **Capital Controls and Sanctions Risk.** Economic conditions, such as volatile currency exchange rates and interest rates, political events, military action and other conditions may, without prior warning, lead to foreign

government intervention (including intervention by the U.S. government with respect to foreign governments, economic sectors, foreign companies and related securities and interests) and the imposition of capital controls and/or sanctions, which may also include retaliatory actions of one government against another government, such as seizure of assets. Capital controls and/or sanctions include the prohibition of, or restrictions on, the ability to own or transfer currency, securities or other assets, which may potentially include derivative instruments related thereto. Capital controls and/or sanctions may also impact the ability of the Fund to buy, sell, transfer, receive, deliver or otherwise obtain exposure to, foreign securities or currency, negatively impact the value and/or liquidity of such instruments, adversely affect the trading market and price for shares of the Fund, and cause the Fund to decline in value.

- **Cash Redemption Risk.** The Fund's investment strategy will require it to redeem shares for cash or to otherwise include cash as part of its redemption proceeds. The Fund may be required to sell or unwind portfolio investments in order to obtain the cash needed to distribute redemption proceeds. This may cause the Fund to recognize a capital gain that it might not have recognized if it had made a redemption in-kind. As a result, the Fund may pay out higher annual capital gain distributions than if the in-kind redemption process was used.
- **Currency Exchange Rate Risk.** Changes in currency exchange rates and the relative value of Indian rupee will affect the value of the Fund's investment and the value of your Fund shares. Currency exchange rates can be very volatile and can change quickly and unpredictably. As a result, the value of an investment in the Fund may change quickly and without warning and you may lose money.
- **Cyber Security Risk.** The Fund and its service providers may be susceptible to operational and information security risks resulting from a breach in cyber security, including cyber-attacks. A breach in cyber security, intentional or unintentional, may adversely impact the Fund in many ways, including, but not limited to, disruption of the Fund's operational capacity, loss of proprietary information, theft or corruption of data, denial-of-service attacks on websites or network resources, and the unauthorized release of confidential information. Cyber-attacks affecting the Fund's third-party service providers, market makers, Authorized Participants, or the issuers of securities in which the Fund invests may subject the Fund to many of the same risks associated with direct cyber security breaches.
- **Emerging Markets Risk.** Investments in securities and instruments traded in developing or emerging markets, or that provide exposure to such securities or markets, can involve additional risks relating to political, economic, or regulatory conditions not associated with investments in U.S. securities and instruments or investments in more developed international markets. Such conditions may impact the ability of the Fund to buy, sell or otherwise transfer securities, adversely affect the trading market and price for Fund shares and cause the Fund to decline in value.
- **Energy Sector Risk.** The Fund currently invests a significant portion of its assets in the energy sector, and therefore the Fund's performance could be negatively impacted by events affecting this sector. The energy sector includes, for example, oil, gas, and consumable fuel companies. This sector can be significantly affected by, among other things, worldwide economic growth, worldwide demand, political instability in the Middle East, eastern Europe or other oil or gas producing regions, and volatile oil prices.
- **Financial Sector Risk.** The Fund currently invests a significant portion of its assets in the financial sector, and therefore the Fund's performance could be negatively impacted by events affecting this sector. The financial sector includes, for example, banks and financial institutions providing mortgage and mortgage related services. This sector can be significantly affected by, among other things, changes in interest rates, government regulation, the rate of defaults on corporate, consumer and government debt, the availability and cost of capital, and fallout from the housing and sub-prime mortgage crisis.
- **Foreign Securities Risk.** Investments in non-U.S. securities involve political, regulatory, and economic risks that may not be present in U.S. securities. For example, investments in non-U.S. securities may be subject to risk of loss due to foreign currency fluctuations, political or economic instability, or geographic events that adversely impact issuers of foreign securities. Investments in non-U.S. securities also may be subject to withholding or other taxes and may be subject to additional trading, settlement, custodial, and operational risks. These and other factors can make investments in the Fund more volatile and potentially less liquid than other types of investments and may be heightened in connection with investments in developing or emerging markets countries.
- **Geographic Concentration in India.** Because the Fund invests primarily in the securities of companies in India, it will be impacted by events or conditions affecting India. Political and economic conditions and changes in

regulatory, tax, or economic policy in India could significantly affect the market in that country and in surrounding or related countries and have a negative impact on the Fund's performance. The Indian economy may differ favorably or unfavorably from the U.S. economy in such respects as the rate of growth of gross domestic product, the rate of inflation, capital reinvestment, resource self-sufficiency and balance of payments position. The Indian government has exercised and continues to exercise significant influence over many aspects of the economy, and the number of public sector enterprises in India is substantial. Accordingly, Indian government actions in the future could have a significant effect on the Indian economy. Despite recent downturns, the Indian economy has experienced generally sustained growth during the last several years. There are no guarantees this will continue. While the Indian government has implemented economic structural reforms with the objective of liberalizing India's exchange and trade policies, reducing the fiscal deficit, controlling inflation, promoting a sound monetary policy, reforming the financial sector, and placing greater reliance on market mechanisms to direct economic activity, there can be no assurance that these policies will continue or that the economic recovery will be sustained. Religious and border disputes persist in India. In addition, India has experienced civil unrest and hostilities with neighboring countries such as Pakistan. The Indian government has confronted separatist movements in several Indian states. Investment and repatriation restrictions in India may impact the ability of the Fund to track its Index. Each of the factors described above could have a negative impact on the Fund's performance and increase the volatility of the Fund.

- **Geopolitical Risk.** Some countries and regions in which the Fund invests have experienced security concerns, war, threats of war, aggression and/or conflict, terrorism, economic uncertainty, natural and environmental disasters and/or systemic market dislocations (including due to events outside of such countries or regions) that have led, and in the future may lead, to increased short-term market volatility and may have adverse long-term effects on the U.S. and world economies and markets generally, each of which may negatively impact the Fund's investments.
- **Information Technology Sector Risk.** The Fund currently invests a significant portion of its assets in the information technology sector, and therefore the Fund's performance could be negatively impacted by events affecting this sector. The information technology sector includes, for example, internet, semiconductor, software, hardware, and technology equipment companies. This sector can be significantly affected by, among other things, the supply and demand for specific products and services, the pace of technological development, and government regulation.
- **Index and Data Risk.** The Fund is not "actively" managed and seeks to track the price and yield performance, before fees and expenses, of the Index. The Index provider has the right to make adjustments to the Index or to cease making the Index available without regard to the particular interests of the Fund or its shareholders. If the computers or other facilities of the Index provider, Index calculation agent, data providers and/or relevant stock exchange malfunction for any reason, calculation and dissemination of Index values may be delayed and trading in Fund shares may be suspended for a period of time. Errors in Index data, Index calculations and/or the construction of the Index may occur from time to time and may not be identified and/or corrected by the Index provider, Index calculation agent or other applicable party for a period of time or at all, which may have an adverse impact on the Fund and its shareholders. The potential risk of continuing error may be particularly heightened in the case of the Index, which is generally not used as a benchmark by other funds or managers.
- **Investment Style Risk.** The Fund invests in the securities included in, or representative of, the Index regardless of their investment merit. The Fund does not attempt to outperform the Index or take defensive positions in declining markets. As a result, the Fund's performance may be adversely affected by a general decline in the market segments relating to the Index.
- **Issuer-Specific Risk.** Issuer-specific events, including changes in the actual or perceived financial condition of an issuer, can have a negative impact on the value of the Fund.
- **Large-Capitalization Investing Risk.** The Fund may invest in the securities of large-capitalization companies. As a result, the Fund's performance may be adversely affected if securities of large-capitalization companies underperform securities of smaller-capitalization companies or the market as a whole. Large-capitalization companies may adapt more slowly to new competitive challenges and be subject to slower growth during times of economic expansion.
- **Mid-Capitalization Investing Risk.** The Fund may invest in the securities of mid-capitalization companies. As a result, the Fund's performance may be adversely affected if securities of mid-capitalization companies

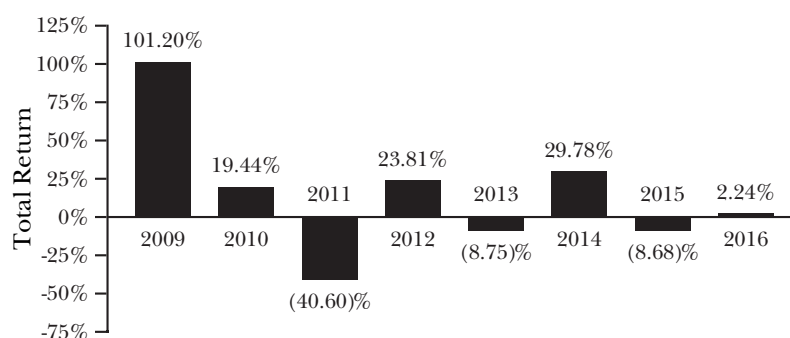


underperform securities of other capitalization ranges or the market as a whole. Securities of mid-capitalization companies are often less stable and more vulnerable to market volatility and adverse economic developments than securities of larger companies.

- **Non-Correlation Risk.** As with all index funds, the performance of the Fund and its Index may differ from each other for a variety of reasons.
- **Non-Diversification Risk.** The Fund is considered to be non-diversified, which means that it may invest more of its assets in the securities of a single issuer or a smaller number of issuers than if it were a diversified fund. To the extent the Fund invests a significant percentage of its assets in a limited number of issuers, the Fund is subject to the risks of investing in those few issuers, and may be more susceptible to a single adverse economic or regulatory occurrence. As a result, changes in the market value of a single security could cause greater fluctuations in the value of Fund shares than would occur in a diversified fund.
- **Operational Risk.** The Fund and its service providers may experience disruptions that arise from human error, processing and communications errors, counterparty or third-party errors, technology or systems failures, any of which may have an adverse impact on the Fund.
- **Subsidiary Investment Risk.** Changes in the laws of India and/or the Republic of Mauritius could result in the inability of the WisdomTree Subsidiary to operate as intended and could negatively affect the Fund and its shareholders.
- **Tax Risk.** The Double Taxation Avoidance Agreement between India and Mauritius (“tax treaty”) has recently been re-negotiated by way of a protocol (“2016 Protocol”). Under the 2016 Protocol, purchases of Indian shares by Mauritius entities, made on or after April 1, 2017, will be subject to capital gains tax in India. The 2016 Protocol in its applicability to the Fund or the WisdomTree Subsidiary, or in the requirements established by Mauritius to qualify as a Mauritius resident, could result in the imposition of various taxes on the WisdomTree Subsidiary or the Fund by India, which could reduce the return to the Fund on its investments.

## Fund Performance

Historical Fund performance, which varies over time, can provide an indication of the risks of investing in the Fund. The bar chart that follows shows the annual total returns of the Fund for each full calendar year since the Fund commenced operations. The table that follows the bar chart shows the Fund’s average annual total returns, both before and after taxes. This table also shows how the Fund’s performance compares to the Index and that of a relevant broad-based securities index. Index returns do not reflect deductions for fees, expenses or taxes. All returns assume reinvestment of dividends and distributions. The Fund’s past performance (before and after taxes) is not necessarily an indication of how the Fund will perform in the future.



The Fund’s year-to-date total return as of June 30, 2017 was 21.33%.

## Best and Worst Quarter Returns (for the periods reflected in the bar chart above)

	Return	Quarter/Year
Highest Return	57.62%	2Q/2009
Lowest Return	(20.38)%	3Q/2011

After-tax returns are calculated using the highest historical individual federal marginal income tax rates and do not reflect the impact of state and local taxes. Actual after-tax returns depend on your tax situation and may differ from those shown and are not relevant if you hold your shares through tax-deferred arrangements, such as 401(k) plans

or individual retirement accounts. In some cases the return after taxes may exceed the return before taxes due to an assumed tax benefit from any losses on a sale of Fund shares at the end of the measurement period.

#### **Average Annual Total Returns for the periods ending December 31, 2016**

<b>WisdomTree India Earnings Fund</b>	<b>1 Year</b>	<b>5 Years</b>	<b>Since Inception February 22, 2008</b>
Return Before Taxes Based on NAV	2.24%	6.48%	(1.46)%
Return After Taxes on Distributions	1.99%	6.26%	(1.60)%
Return After Taxes on Distributions and Sale of Fund Shares	1.48%	5.10%	(1.06)%
WisdomTree India Earnings Index (Reflects no deduction for fees, expenses or taxes)	3.42%	7.78%	(0.13)%
MSCI India Index (Reflects no deduction for fees, expenses or taxes)	(1.43)%	6.78%	(0.92)%

#### **Management**

##### **Investment Adviser and Sub-Adviser**

WisdomTree Asset Management, Inc. serves as investment adviser to the Fund. Mellon Capital Management Corporation serves as sub-adviser to the Fund.

##### **Portfolio Managers**

The Fund is managed by Mellon Capital's Equity Portfolio Management team. The individual members of the team jointly and primarily responsible for the day-to-day management of the Fund's portfolio are described below.

Karen Q. Wong, CFA, a Managing Director, Head of Equity Portfolio Management, has been a portfolio manager of the Fund since its inception in February 2008.

Richard A. Brown, CFA, a Managing Director and Senior Portfolio Manager, Equity Portfolio Management, has been a portfolio manager of the Fund since its inception in February 2008.

Thomas J. Durante, CFA, a Managing Director and Senior Portfolio Manager, Equity Portfolio Management, has been a portfolio manager of the Fund since its inception in February 2008.

##### **Buying and Selling Fund Shares**

The Fund is an ETF. This means that shares of the Fund are listed on a national securities exchange, such as NYSE Arca, and trade at market prices. Most investors will buy and sell shares of the Fund through brokers. Because Fund shares trade at market prices rather than NAV, shares may trade at a price greater than NAV (premium) or less than NAV (discount).

The Fund issues and redeems shares at NAV only in large blocks of shares ("Creation Units"), which only certain institutions or large investors (typically market makers or other broker-dealers) may purchase or redeem. Currently, Creation Units generally consist of 200,000 shares, though this may change from time to time. Creation Units are not expected to consist of less than 25,000 shares. The Fund issues and redeems Creation Units solely in exchange for U.S. cash.

##### **Tax Information**

The Fund intends to make distributions that may be taxed as ordinary income, qualified dividend income, or capital gains.

##### **Payments to Broker-Dealers and Other Financial Intermediaries**

If you purchase shares of the Fund through a broker-dealer or other financial intermediary (such as a bank) (an "Intermediary"), WisdomTree Asset Management or its affiliates may pay Intermediaries for certain activities related to the Fund, including participation in activities that are designed to make Intermediaries more knowledgeable about exchange traded products, including the Fund, or for other activities, such as marketing, educational training or other initiatives related to the sale or promotion of Fund shares. These payments may create a conflict of interest by influencing the Intermediary and your salesperson to recommend the Fund over another investment. Any such arrangements do not result in increased Fund expenses. Ask your salesperson or visit the Intermediary's website for more information.

# WisdomTree Middle East Dividend Fund

## Investment Objective

The WisdomTree Middle East Dividend Fund (the “Fund”) seeks to track the price and yield performance, before fees and expenses, of the WisdomTree Middle East Dividend Index (the “Index”).

## Fees and Expenses of the Fund

The following table describes the fees and expenses you may pay if you buy and hold shares of the Fund. The fees are expressed as a percentage of the Fund’s average net assets.

<b>Shareholder Fees</b> (fees paid directly from your investment)	None
<b>Annual Fund Operating Expenses</b> (expenses that you pay each year as a percentage of the value of your investment)	
Management Fees	0.88%
Distribution and/or Service (12b-1) Fees	None
Other Expenses	0.00%
<b>Total Annual Fund Operating Expenses</b>	0.88%

## Example

The following example is intended to help retail investors compare the cost of investing in the Fund with the cost of investing in other funds. It illustrates the hypothetical expenses that such investors would incur over various periods if they were to invest \$10,000 in the Fund for the time periods indicated and then redeem all of the shares at the end of those periods. This example assumes that the Fund provides a return of 5% a year and that operating expenses remain the same. This example does not include the brokerage commissions that retail investors may pay to buy and sell shares of the Fund. Although your actual costs may be higher or lower, based on these assumptions, your costs would be:

	<b>1 Year</b>	<b>3 Years</b>	<b>5 Years</b>	<b>10 Years</b>
	\$ 90	\$ 281	\$ 488	\$ 1,084

## Portfolio Turnover

The Fund pays transaction costs, such as commissions, when it buys and sells securities (or “turns over” its portfolio). A higher portfolio turnover rate may indicate higher transaction costs and may result in higher taxes when Fund shares are held in a taxable account. These costs, which are not reflected in annual fund operating expenses or in the example, affect the Fund’s performance. During the most recent fiscal year, the Fund’s portfolio turnover rate was 29% of the average value of its portfolio, excluding the value of portfolio securities received or delivered as a result of in-kind creations or redemptions of the Fund’s capital shares.

## Principal Investment Strategies of the Fund

The Fund employs a “passive management” – or indexing – investment approach designed to track the performance of the Index. The Fund generally uses a representative sampling strategy to achieve its investment objective, meaning it generally will invest in a sample of the securities in the Index whose risk, return and other characteristics resemble the risk, return and other characteristics of the Index as a whole. Under normal circumstances, at least 95% of the Fund’s total assets (exclusive of collateral held from securities lending) will be invested in component securities of the Index and investments that have economic characteristics that are substantially identical to the economic characteristics of such component securities.

The Index is a fundamentally weighted index that is comprised of companies in the Middle East region that pay regular cash dividends on shares of common stock. Eligible companies are ranked by market capitalization and the 100 largest companies by market capitalization are selected for inclusion. To be eligible for inclusion in the Index, a company must meet the following criteria: (i) incorporation within Bahrain, Egypt, Jordan, Kuwait, Morocco, Oman, Qatar, or the United Arab Emirates; (ii) payment of at least \$5 million in cash dividends on common shares in the annual cycle prior to the annual Index screening date; (iii) market capitalization of at least \$200 million as of the annual Index screening date; (iv) average daily dollar trading volume of at least \$200,000 for each of the six months prior to the annual Index screening date; and (v) trading of at least 250,000 shares per month for each of the six months preceding the annual Index screening date. In addition, the Index provider has indicated that companies domiciled in Saudi Arabia will be included in the Index as part of the Index rebalance in October 2017,

whereby the Index will include the 100 largest companies by market capitalization incorporated in the countries listed in (i) above and the 30 largest companies by market capitalization incorporated in Saudi Arabia.

Securities are weighted in the Index based on dividends paid over the prior annual cycle. Companies that pay a greater total dollar amount of dividends are more heavily weighted. To derive a company's initial Index weight, (i) *multiply* the U.S. dollar value of the company's annual gross dividend per share by the number of common shares outstanding for that company (the "Cash Dividend Factor"); (ii) calculate the Cash Dividend Factor for each company; (iii) add together all of the companies' Cash Dividend Factors; and (iv) *divide* the company's Cash Dividend Factor by the sum of all Cash Dividend Factors. At the time of the last annual Index screening date, any country that had a weight of over 33% of the Index was reduced to 25%. Commencing with the screening in connection with the October 2017 rebalance, any one country in the Index will be capped at 25% and any security in the Index will be capped at 10%. In response to market conditions, security and/or country weights may fluctuate above the specified cap between annual Index screening dates.

WisdomTree Investments, Inc. ("WisdomTree Investments"), as Index provider, currently uses Standard & Poor's Global Industry Classification Standards ("S&P GICS") to define companies within a sector. The following sectors are included in the Index: consumer discretionary, consumer staples, energy, financials, health care, industrials, information technology, materials, real estate, telecommunication services, and utilities. A sector is comprised of multiple industries. For example, the energy sector is comprised of companies in, among others, the natural gas, oil and petroleum industries. As of June 30, 2017, a significant portion of the Index is comprised of companies in the financial and telecommunications sectors.

To the extent the Index concentrates (*i.e.*, holds 25% or more of its total assets) in the securities of a particular industry or group of industries, the Fund will concentrate its investments to approximately the same extent as the Index.

### **Principal Risks of Investing in the Fund**

You can lose money on your investment in the Fund. The Fund is subject to the risks described below. Some or all of these risks may adversely affect the Fund's net asset value per share ("NAV"), trading price, yield, total return and/or ability to meet its objectives. For more information about the risks of investing in the Fund, see the sections in the Fund's Prospectus titled "Additional Principal Risk Information About the Funds" and "Additional Non-Principal Risk Information."

- **Investment Risk.** As with all investments, an investment in the Fund is subject to investment risk. Investors in the Fund could lose money, including the possible loss of the entire principal amount of an investment, over short or long periods of time.
- **Market Risk.** The trading prices of equity securities and other instruments fluctuate in response to a variety of factors, such as economic, financial or political events that impact the entire market, market segments, or specific issuers. The Fund's NAV and market price may fluctuate significantly in response to these and other factors. As a result, an investor could lose money over short or long periods of time.
- **Shares of the Fund May Trade at Prices Other Than NAV.** As with all exchange-traded funds ("ETFs"), Fund shares may be bought and sold in the secondary market at market prices. The trading prices of the Fund's shares in the secondary market generally differ from the Fund's daily NAV and there may be times when the market price of the shares is more than the NAV (premium) or less than the NAV (discount). This risk is heightened in times of market volatility or periods of steep market declines. Because securities held by the Fund trade on foreign exchanges that are closed when the Fund's primary listing exchange is open, the Fund is likely to experience premiums and discounts greater than those of domestic ETFs.
- **Capital Controls and Sanctions Risk.** Economic conditions, such as volatile currency exchange rates and interest rates, political events, military action and other conditions may, without prior warning, lead to foreign government intervention (including intervention by the U.S. government with respect to foreign governments, economic sectors, foreign companies and related securities and interests) and the imposition of capital controls and/or sanctions, which may also include retaliatory actions of one government against another government, such as seizure of assets. Capital controls and/or sanctions include the prohibition of, or restrictions on, the ability to own or transfer currency, securities or other assets, which may potentially include derivative instruments related thereto. Capital controls and/or sanctions may also impact the ability of the Fund to buy, sell, transfer, receive, deliver or otherwise obtain exposure to, foreign securities or currency, negatively impact the value and/or liquidity of such instruments, adversely affect the trading market and price for shares of the Fund, and cause the Fund to decline in value.

- **Cash Redemption Risk.** The Fund's investment strategy will require it to redeem shares for cash or to otherwise include cash as part of its redemption proceeds. The Fund may be required to sell or unwind portfolio investments in order to obtain the cash needed to distribute redemption proceeds. This may cause the Fund to recognize a capital gain that it might not have recognized if it had made a redemption in-kind. As a result, the Fund may pay out higher annual capital gain distributions than if the in-kind redemption process was used.
- **Currency Exchange Rate Risk.** Changes in currency exchange rates and the relative value of non-U.S. currencies will affect the value of the Fund's investment and the value of your Fund shares. Currency exchange rates can be very volatile and can change quickly and unpredictably. As a result, the value of an investment in the Fund may change quickly and without warning and you may lose money.
- **Cyber Security Risk.** The Fund and its service providers may be susceptible to operational and information security risks resulting from a breach in cyber security, including cyber-attacks. A breach in cyber security, intentional or unintentional, may adversely impact the Fund in many ways, including, but not limited to, disruption of the Fund's operational capacity, loss of proprietary information, theft or corruption of data, denial-of-service attacks on websites or network resources, and the unauthorized release of confidential information. Cyber-attacks affecting the Fund's third-party service providers, market makers, Authorized Participants, or the issuers of securities in which the Fund invests may subject the Fund to many of the same risks associated with direct cyber security breaches.
- **Dividend Paying Securities Risk.** Securities that pay dividends, as a group, may be out of favor with the market and underperform the overall equity market or stocks of companies that do not pay dividends. In addition, changes in the dividend policies of the companies held by the Fund or the capital resources available for such company's dividend payments may adversely affect the Fund.
- **Emerging Markets Risk.** Investments in securities and instruments traded in developing or emerging markets, or that provide exposure to such securities or markets, can involve additional risks relating to political, economic, or regulatory conditions not associated with investments in U.S. securities and instruments or investments in more developed international markets. Such conditions may impact the ability of the Fund to buy, sell or otherwise transfer securities, adversely affect the trading market and price for Fund shares and cause the Fund to decline in value.
- **Financial Sector Risk.** The Fund currently invests a significant portion of its assets in the financial sector, and therefore the Fund's performance could be negatively impacted by events affecting this sector. The financial sector includes, for example, banks and financial institutions providing mortgage and mortgage related services. This sector can be significantly affected by, among other things, changes in interest rates, government regulation, the rate of defaults on corporate, consumer and government debt, the availability and cost of capital, and fallout from the housing and sub-prime mortgage crisis.
- **Foreign Securities Risk.** Investments in non-U.S. securities involve political, regulatory, and economic risks that may not be present in U.S. securities. For example, investments in non-U.S. securities may be subject to risk of loss due to foreign currency fluctuations, political or economic instability, or geographic events that adversely impact issuers of foreign securities. Investments in non-U.S. securities also may be subject to withholding or other taxes and may be subject to additional trading, settlement, custodial, and operational risks. These and other factors can make investments in the Fund more volatile and potentially less liquid than other types of investments and may be heightened in connection with investments in developing or emerging markets countries.
- **Geopolitical Risk.** Some countries and regions in which the Fund invests have experienced security concerns, war, threats of war, aggression and/or conflict, terrorism, economic uncertainty, natural and environmental disasters and/or systemic market dislocations (including due to events outside of such countries or regions) that have led, and in the future may lead, to increased short-term market volatility and may have adverse long-term effects on the U.S. and world economies and markets generally, each of which may negatively impact the Fund's investments.
- **Investment in the Middle East Region.** The Fund invests primarily in the securities of companies in Middle Eastern countries. Certain Middle Eastern markets are only in the earliest stages of development and may be considered "frontier markets." Financial markets in the Middle East generally are less liquid and more volatile than other markets, including markets in developing and emerging economies. There is a high concentration of market capitalization and trading volume in a small number of issuers representing a limited number of industries. Securities may have limited marketability and be subject to erratic price movements. Certain



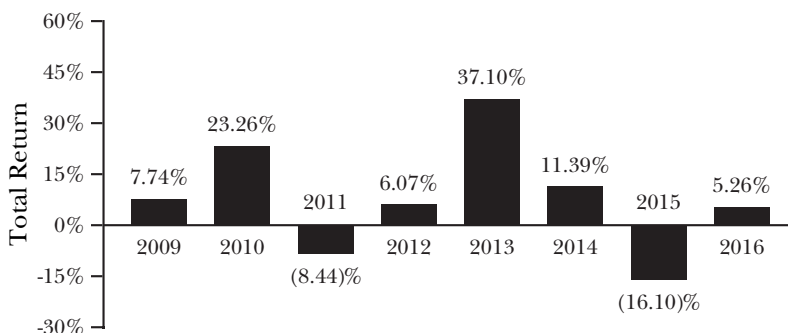
economies in the Middle East depend to a significant degree upon exports of primary commodities such as oil. A sustained decrease in commodity prices could have a significant negative impact on all aspects of the economy in the region. Middle Eastern governments have exercised and continue to exercise substantial influence over many aspects of the private sector. In certain cases, the government owns or controls many companies, including the largest in the country. Accordingly, governmental actions in the future could have a significant effect on economic conditions in Middle Eastern countries. This could affect private sector companies and the Fund, as well as the value of securities in the Fund's portfolio. Further, substantial limitations may exist in certain Middle Eastern countries with respect to the Fund's ability to protect its legal interests and ability to repatriate its investment, investment income or capital gains. The Fund could be adversely affected by delays in, or a refusal to grant, any required governmental approval for repatriation of capital, as well as by the application to the Fund of any restrictions on investment. Procedures concerning transaction settlement and dividend collection may be less reliable than in developed markets and larger emerging markets. Countries in the Middle East have been, and may continue to be, impacted by political instability, war, terrorist activities and religious, ethnic and/or socioeconomic unrest. These and other factors make investing in frontier market countries significantly riskier than investing in developed market or emerging market countries. The Fund currently invests a significant portion of its assets in the securities of companies in the United Arab Emirates, Kuwait and Qatar, and it is expected that the Fund will invest a significant portion of its assets in the securities of companies in Saudi Arabia commencing in October 2017 in relation to the Index rebalance.

- **Index and Data Risk.** The Fund is not “actively” managed and seeks to track the price and yield performance, before fees and expenses, of the Index. The Index provider has the right to make adjustments to the Index or to cease making the Index available without regard to the particular interests of the Fund or its shareholders. If the computers or other facilities of the Index provider, Index calculation agent, data providers and/or relevant stock exchange malfunction for any reason, calculation and dissemination of Index values may be delayed and trading in Fund shares may be suspended for a period of time. Errors in Index data, Index calculations and/or the construction of the Index may occur from time to time and may not be identified and/or corrected by the Index provider, Index calculation agent or other applicable party for a period of time or at all, which may have an adverse impact on the Fund and its shareholders. The potential risk of continuing error may be particularly heightened in the case of the Index, which is generally not used as a benchmark by other funds or managers.
- **Investment Style Risk.** The Fund invests in the securities included in, or representative of, the Index regardless of their investment merit. The Fund does not attempt to outperform the Index or take defensive positions in declining markets. As a result, the Fund's performance may be adversely affected by a general decline in the market segments relating to the Index.
- **Issuer-Specific Risk.** Issuer-specific events, including changes in the actual or perceived financial condition of an issuer, can have a negative impact on the value of the Fund.
- **Large-Capitalization Investing Risk.** The Fund may invest in the securities of large-capitalization companies. As a result, the Fund's performance may be adversely affected if securities of large-capitalization companies underperform securities of smaller-capitalization companies or the market as a whole. Large-capitalization companies may adapt more slowly to new competitive challenges and be subject to slower growth during times of economic expansion.
- **Mid-Capitalization Investing Risk.** The Fund may invest in the securities of mid-capitalization companies. As a result, the Fund's performance may be adversely affected if securities of mid-capitalization companies underperform securities of other capitalization ranges or the market as a whole. Securities of mid-capitalization companies are often less stable and more vulnerable to market volatility and adverse economic developments than securities of larger companies.
- **Non-Correlation Risk.** As with all index funds, the performance of the Fund and its Index may differ from each other for a variety of reasons.
- **Non-Diversification Risk.** The Fund is considered to be non-diversified, which means that it may invest more of its assets in the securities of a single issuer or a smaller number of issuers than if it were a diversified fund. To the extent the Fund invests a significant percentage of its assets in a limited number of issuers, the Fund is subject to the risks of investing in those few issuers, and may be more susceptible to a single adverse economic or regulatory occurrence. As a result, changes in the market value of a single security could cause greater fluctuations in the value of Fund shares than would occur in a diversified fund.

- **Operational Risk.** The Fund and its service providers may experience disruptions that arise from human error, processing and communications errors, counterparty or third-party errors, technology or systems failures, any of which may have an adverse impact on the Fund.
- **Telecommunications Sector Risk.** The Fund currently invests a significant portion of its assets in the telecommunication services sector, and therefore the Fund's performance could be negatively impacted by events affecting this sector. The telecommunications sector includes, for example, wireless and fixed-line telecommunications service providers and companies that provide high-density data transmission services through high bandwidth or fiber-optic cable networks. This sector can be significantly affected by, among other things, government intervention and regulation, technological innovations that make existing products and services obsolete, and consumer demand.

### Fund Performance

Historical Fund performance, which varies over time, can provide an indication of the risks of investing in the Fund. The bar chart that follows shows the annual total returns of the Fund for each full calendar year since the Fund commenced operations. The table that follows the bar chart shows the Fund's average annual total returns, both before and after taxes. This table also shows how the Fund's performance compares to the Index and that of a relevant broad-based securities index. Index returns do not reflect deductions for fees, expenses or taxes. All returns assume reinvestment of dividends and distributions. The Fund's past performance (before and after taxes) is not necessarily an indication of how the Fund will perform in the future.



The Fund's year-to-date total return as of June 30, 2017 was 1.18%.

### Best and Worst Quarter Returns (for the periods reflected in the bar chart above)

	Return	Quarter/Year
Highest Return	19.30%	2Q/2009
Lowest Return	(11.85)%	1Q/2009

After-tax returns are calculated using the highest historical individual federal marginal income tax rates and do not reflect the impact of state and local taxes. Actual after-tax returns depend on your tax situation and may differ from those shown and are not relevant if you hold your shares through tax-deferred arrangements, such as 401(k) plans or individual retirement accounts. In some cases the return after taxes may exceed the return before taxes due to an assumed tax benefit from any losses on a sale of Fund shares at the end of the measurement period.

### Average Annual Total Returns for the periods ending December 31, 2016

WisdomTree Middle East Dividend Fund	1 Year	5 Years	Since Inception July 16, 2008
Return Before Taxes Based on NAV	5.26%	7.42%	(0.32)%
Return After Taxes on Distributions	3.79%	6.22%	(1.26)%
Return After Taxes on Distributions and Sale of Fund Shares	3.36%	5.61%	(0.37)%
WisdomTree Middle East Dividend Index (Reflects no deduction for fees, expenses or taxes)	8.37%	8.30%	1.11%
MSCI Arabian Markets ex Saudi Arabia Index (Reflects no deduction for fees, expenses or taxes)	8.36%	4.82%	(4.38)%

## **Management**

### **Investment Adviser and Sub-Adviser**

WisdomTree Asset Management, Inc. serves as investment adviser to the Fund. Mellon Capital Management Corporation serves as sub-adviser to the Fund.

### **Portfolio Managers**

The Fund is managed by Mellon Capital's Equity Portfolio Management team. The individual members of the team jointly and primarily responsible for the day-to-day management of the Fund's portfolio are described below.

Karen Q. Wong, CFA, a Managing Director, Head of Equity Portfolio Management, has been a portfolio manager of the Fund since its inception in July 2008.

Richard A. Brown, CFA, a Managing Director and Senior Portfolio Manager, Equity Portfolio Management, has been a portfolio manager of the Fund since its inception in July 2008.

Thomas J. Durante, CFA, a Managing Director and Senior Portfolio Manager, Equity Portfolio Management, has been a portfolio manager of the Fund since its inception in July 2008.

### **Buying and Selling Fund Shares**

The Fund is an ETF. This means that shares of the Fund are listed on a national securities exchange, such as NASDAQ, and trade at market prices. Most investors will buy and sell shares of the Fund through brokers. Because Fund shares trade at market prices rather than NAV, shares may trade at a price greater than NAV (premium) or less than NAV (discount).

The Fund issues and redeems shares at NAV only in large blocks of shares ("Creation Units"), which only certain institutions or large investors (typically market makers or other broker-dealers) may purchase or redeem. Currently, Creation Units generally consist of 100,000 shares, though this may change from time to time. Creation Units are not expected to consist of less than 25,000 shares. The Fund issues and redeems Creation Units solely in exchange for U.S. cash.

### **Tax Information**

The Fund intends to make distributions that may be taxed as ordinary income, qualified dividend income, or capital gains.

### **Payments to Broker-Dealers and Other Financial Intermediaries**

If you purchase shares of the Fund through a broker-dealer or other financial intermediary (such as a bank) (an "Intermediary"), WisdomTree Asset Management or its affiliates may pay Intermediaries for certain activities related to the Fund, including participation in activities that are designed to make Intermediaries more knowledgeable about exchange traded products, including the Fund, or for other activities, such as marketing, educational training or other initiatives related to the sale or promotion of Fund shares. These payments may create a conflict of interest by influencing the Intermediary and your salesperson to recommend the Fund over another investment. Any such arrangements do not result in increased Fund expenses. Ask your salesperson or visit the Intermediary's website for more information.

# WisdomTree China ex-State-Owned Enterprises Fund

## Investment Objective

The WisdomTree China ex-State-Owned Enterprises Fund (the “Fund”) seeks to track the price and yield performance, before fees and expenses, of the WisdomTree China ex-State-Owned Enterprises Index (the “Index”).

## Fees and Expenses of the Fund

The following table describes the fees and expenses you may pay if you buy and hold shares of the Fund. The fees are expressed as a percentage of the Fund’s average net assets.

<b>Shareholder Fees</b> (fees paid directly from your investment)	None
<b>Annual Fund Operating Expenses</b> (expenses that you pay each year as a percentage of the value of your investment)	
Management Fees	0.63%
Distribution and/or Service (12b-1) Fees	None
Other Expenses	0.00%
<b>Total Annual Fund Operating Expenses</b>	0.63%
Fee Waivers	(0.31)% <sup>1</sup>
<b>Total Annual Fund Operating Expenses After Fee Waivers</b>	0.32% <sup>1</sup>

<sup>1</sup> WisdomTree Asset Management, Inc. (“WisdomTree Asset Management” or the “Adviser”) has contractually agreed to limit the Management Fee to 0.32% through July 31, 2018, unless earlier terminated by the Board of Trustees of WisdomTree Trust (the “Trust”) for any reason at any time.

## Example

The following example is intended to help retail investors compare the cost of investing in the Fund with the cost of investing in other funds. It illustrates the hypothetical expenses that such investors would incur over various periods if they were to invest \$10,000 in the Fund for the time periods indicated and then redeem all of the shares at the end of those periods. This example assumes that the Fund provides a return of 5% a year and that operating expenses remain the same. This example does not include the brokerage commissions that retail investors may pay to buy and sell shares of the Fund. Although your actual costs may be higher or lower, based on these assumptions, your costs would be:

	1 Year	3 Years	5 Years	10 Years
	\$ 33	\$ 170	\$ 320	\$ 757

## Portfolio Turnover

The Fund pays transaction costs, such as commissions, when it buys and sells securities (or “turns over” its portfolio). A higher portfolio turnover rate may indicate higher transaction costs and may result in higher taxes when Fund shares are held in a taxable account. These costs, which are not reflected in annual fund operating expenses or in the example, affect the Fund’s performance. During the most recent fiscal year, the Fund’s portfolio turnover rate was 37% of the average value of its portfolio, excluding the value of portfolio securities received or delivered as a result of in-kind creations or redemptions of the Fund’s capital shares.

## Principal Investment Strategies of the Fund

The Fund employs a “passive management” – or indexing – investment approach designed to track the performance of the Index. The Fund generally uses a representative sampling strategy to achieve its investment objective, meaning it generally will invest in a sample of the securities in the Index whose risk, return and other characteristics resemble the risk, return and other characteristics of the Index as a whole. Under normal circumstances, at least 80% of the Fund’s total assets (exclusive of collateral held from securities lending) will be invested in component securities of the Index and investments that have economic characteristics that are substantially identical to the economic characteristics of such component securities.

The Index is a float-adjusted market cap weighted index that consists of common stocks in China, excluding common stocks of “state-owned enterprises.” WisdomTree Investments, Inc. (“WisdomTree Investments”), as index provider, defines state-owned enterprises as companies with over 20% government ownership. The Index consists of companies that: (i) are incorporated or domiciled (i.e., maintain their principal place of business) in China; (ii) list shares on a stock exchange in Hong Kong or the United States; (iii) have a float-adjusted market capitalization of at least \$1 billion as of the annual Index screening date (“float-adjusted” means that the share amounts reflect only

shares available to investors); (iv) have an average daily dollar trading volume of at least \$100,000 for the three months preceding the annual Index screening date; and (v) trade at least 250,000 shares per month or \$25 million notional for each of the six months preceding the annual Index screening date.

Effective as of a special Index rebalance on August 14, 2017, the Index also consists of the fifty largest companies by float-adjusted market capitalization that are incorporated in mainland China, listed and traded on the Shanghai Stock Exchange (“SSE”) or Shenzhen Stock Exchange (“SZSE”) via the Shanghai-Hong Kong or Shenzhen-Hong Kong Stock Connect (“Stock Connect”) programs in Chinese renminbi (“A-Shares”) and meet the trading requirements set forth above. Stock Connect is a securities trading and clearing linked program between either SSE or SZSE, and the Stock Exchange of Hong Kong Limited (“SEHK”), Hong Kong Securities Clearing Company Limited (“HKSCC”), and China Securities Depository and Clearing Corporation Limited (“ChinaClear”), with an aim to achieve mutual stock market access between the People’s Republic of China (“PRC”) and Hong Kong. The maximum weight of China A-Shares in the Index, at the time of the Index’s annual screening date, is capped at 25%; however, the weight of China A-Shares in the Index may fluctuate above the cap in response to market conditions and/or the application of volume factor adjustments, as described below.

Securities are weighted in the Index based on float-adjusted market capitalization, as modified pursuant to certain limitations set forth below. At the time of the Index’s annual screening date, the maximum weight of any security in the Index is capped at 10% and the maximum weight of any one sector in the Index is capped at 30%, subject to the following volume factor adjustments. Security and/or sector weights may fluctuate above the specified cap in response to market conditions and/or the application of volume factor adjustments. The Index methodology applies a volume factor adjustment to reduce a component security’s weight in the Index and reallocate the reduction in weight pro rata among the other securities if, as of the annual Index screening date, a component security no longer meets certain trading volume thresholds.

WisdomTree Investments, Inc. (“WisdomTree Investments”), as Index provider, currently uses Standard & Poor’s Global Industry Classification Standards (“S&P GICS”) to define companies within a sector. The following sectors are included in the Index: consumer discretionary, consumer staples, energy, health care, industrials, information technology, materials, real estate, telecommunication services, and utilities. A sector is comprised of multiple industries. For example, the energy sector is comprised of companies in, among others, the natural gas, oil and petroleum industries. As of June 30, 2017, a significant portion of the Index is comprised of companies in the consumer discretionary and information technology sectors.

To the extent the Index concentrates (*i.e.*, holds 25% or more of its total assets) in the securities of a particular industry or group of industries, the Fund will concentrate its investments to approximately the same extent as the Index.

### **Principal Risks of Investing in the Fund**

You can lose money on your investment in the Fund. The Fund is subject to the risks described below. Some or all of these risks may adversely affect the Fund’s net asset value per share (“NAV”), trading price, yield, total return and/or ability to meet its objectives. For more information about the risks of investing in the Fund, see the sections in the Fund’s Prospectus titled “Additional Principal Risk Information About the Funds” and “Additional Non-Principal Risk Information.”

- **Investment Risk.** As with all investments, an investment in the Fund is subject to investment risk. Investors in the Fund could lose money, including the possible loss of the entire principal amount of an investment, over short or long periods of time.
- **Market Risk.** The trading prices of equity securities and other instruments fluctuate in response to a variety of factors, such as economic, financial or political events that impact the entire market, market segments, or specific issuers. The Fund’s NAV and market price may fluctuate significantly in response to these and other factors. As a result, an investor could lose money over short or long periods of time.
- **Shares of the Fund May Trade at Prices Other Than NAV.** As with all exchange-traded funds (“ETFs”), Fund shares may be bought and sold in the secondary market at market prices. The trading prices of the Fund’s shares in the secondary market generally differ from the Fund’s daily NAV and there may be times when the market price of the shares is more than the NAV (premium) or less than the NAV (discount). This risk is heightened in times of market volatility or periods of steep market declines. Because securities held by the Fund trade on foreign exchanges that are closed when the Fund’s primary listing exchange is open, the Fund is likely to experience premiums and discounts greater than those of domestic ETFs.



- **Capital Controls and Sanctions Risk.** Economic conditions, such as volatile currency exchange rates and interest rates, political events, military action and other conditions may, without prior warning, lead to foreign government intervention (including intervention by the U.S. government with respect to foreign governments, economic sectors, foreign companies and related securities and interests) and the imposition of capital controls and/or sanctions, which may also include retaliatory actions of one government against another government, such as seizure of assets. Capital controls and/or sanctions include the prohibition of, or restrictions on, the ability to own or transfer currency, securities or other assets, which may potentially include derivative instruments related thereto. Capital controls and/or sanctions may also impact the ability of the Fund to buy, sell, transfer, receive, deliver or otherwise obtain exposure to, foreign securities or currency, negatively impact the value and/or liquidity of such instruments, adversely affect the trading market and price for shares of the Fund, and cause the Fund to decline in value.
- **Cash Redemption Risk.** The Fund's investment strategy will require it to redeem shares for cash or to otherwise include cash as part of its redemption proceeds. The Fund may be required to sell or unwind portfolio investments in order to obtain the cash needed to distribute redemption proceeds. This may cause the Fund to recognize a capital gain that it might not have recognized if it had made a redemption in-kind. As a result, the Fund may pay out higher annual capital gain distributions than if the in-kind redemption process was used.
- **Consumer Discretionary Sector Risk.** The Fund currently invests a significant portion of its assets in the consumer discretionary sector, and therefore the Fund's performance could be negatively impacted by events affecting this sector. The consumer discretionary sector includes, for example, automobile, textile, retail, and media companies. This sector can be significantly affected by, among other things, economic growth, worldwide demand, social trends, consumers' disposable income levels, and propensity to spend.
- **Currency Exchange Rate Risk.** Changes in currency exchange rates and the relative value of Hong Kong dollars will affect the value of the Fund's investment and the value of your Fund shares. Currency exchange rates can be very volatile and can change quickly and unpredictably. As a result, the value of an investment in the Fund may change quickly and without warning and you may lose money.
- **Cyber Security Risk.** The Fund and its service providers may be susceptible to operational and information security risks resulting from a breach in cyber security, including cyber-attacks. A breach in cyber security, intentional or unintentional, may adversely impact the Fund in many ways, including, but not limited to, disruption of the Fund's operational capacity, loss of proprietary information, theft or corruption of data, denial-of-service attacks on websites or network resources, and the unauthorized release of confidential information. Cyber-attacks affecting the Fund's third-party service providers, market makers, Authorized Participants, or the issuers of securities in which the Fund invests may subject the Fund to many of the same risks associated with direct cyber security breaches.
- **Emerging Markets Risk.** Investments in securities and instruments traded in developing or emerging markets, or that provide exposure to such securities or markets, can involve additional risks relating to political, economic, or regulatory conditions not associated with investments in U.S. securities and instruments or investments in more developed international markets. Such conditions may impact the ability of the Fund to buy, sell or otherwise transfer securities, adversely affect the trading market and price for Fund shares and cause the Fund to decline in value.
- **Foreign Securities Risk.** Investments in non-U.S. securities involve political, regulatory, and economic risks that may not be present in U.S. securities. For example, investments in non-U.S. securities may be subject to risk of loss due to foreign currency fluctuations, political or economic instability, or geographic events that adversely impact issuers of foreign securities. Investments in non-U.S. securities also may be subject to withholding or other taxes and may be subject to additional trading, settlement, custodial, and operational risks. These and other factors can make investments in the Fund more volatile and potentially less liquid than other types of investments and may be heightened in connection with investments in developing or emerging markets countries.
- **Geographic Concentration in China.** Because the Fund concentrates its investments in China, the Fund's performance is expected to be closely tied to social, political, and economic conditions within China and to be more volatile than the performance of more geographically diversified funds. Although the Chinese economy has grown rapidly during recent years and the Chinese government has implemented significant economic reforms to liberalize trade policy, promote foreign investment, and reduce government control of the economy, there can be no guarantee that economic growth or these reforms will continue. The Chinese economy may also experience slower growth if global or domestic demand for Chinese goods decreases significantly and/or key

trading partners apply trade tariffs or implement other protectionist measures. The Chinese economy is also susceptible to rising rates of inflation, economic recession, market inefficiency, volatility, and pricing anomalies that may be connected to governmental influence, a lack of publicly-available information and/or political and social instability. The government of China maintains strict currency controls in order to achieve economic, trade and political objectives and regularly intervenes in the currency market. The Chinese government also plays a major role in the country's economic policies regarding foreign investments. Foreign investors are subject to the risk of loss from expropriation or nationalization of their investment assets and property, governmental restrictions on foreign investments and the repatriation of capital invested. These and other factors could have a negative impact on the Fund's performance and increase the volatility of an investment in the Fund.

- **Geopolitical Risk.** China has experienced security concerns, war, threats of war, aggression and/or conflict, terrorism, economic uncertainty, natural and environmental disasters and/or systemic market dislocations (including due to events outside of such countries or regions) that have led, and in the future may lead, to increased short-term market volatility and may have adverse long-term effects on the U.S. and world economies and markets generally, each of which may negatively impact the Fund's investments.
- **Information Technology Sector Risk.** The Fund currently invests a significant portion of its assets in the information technology sector, and therefore the Fund's performance could be negatively impacted by events affecting this sector. The information technology sector includes, for example, internet, semiconductor, software, hardware, and technology equipment companies. This sector can be significantly affected by, among other things, the supply and demand for specific products and services, the pace of technological development, and government regulation.
- **Index and Data Risk.** The Fund is not "actively" managed and seeks to track the price and yield performance, before fees and expenses, of the Index. The Index provider has the right to make adjustments to the Index or to cease making the Index available without regard to the particular interests of the Fund or its shareholders. If the computers or other facilities of the Index provider, Index calculation agent, data providers and/or relevant stock exchange malfunction for any reason, calculation and dissemination of Index values may be delayed and trading in Fund shares may be suspended for a period of time. Errors in Index data, Index calculations and/or the construction of the Index may occur from time to time and may not be identified and/or corrected by the Index provider, Index calculation agent or other applicable party for a period of time or at all, which may have an adverse impact on the Fund and its shareholders. The potential risk of continuing error may be particularly heightened in the case of the Index, which is generally not used as a benchmark by other funds or managers.
- **Investment Style Risk.** The Fund invests in the securities included in, or representative of, the Index regardless of their investment merit. The Fund does not attempt to outperform the Index or take defensive positions in declining markets. As a result, the Fund's performance may be adversely affected by a general decline in the market segments relating to the Index.
- **Issuer-Specific Risk.** Issuer-specific events, including changes in the actual or perceived financial condition of an issuer, can have a negative impact on the value of the Fund.
- **Large-Capitalization Investing Risk.** The Fund may invest in the securities of large-capitalization companies. As a result, the Fund's performance may be adversely affected if securities of large-capitalization companies underperform securities of smaller-capitalization companies or the market as a whole. Large-capitalization companies may adapt more slowly to new competitive challenges and be subject to slower growth during times of economic expansion.
- **Mid-Capitalization Investing Risk.** The Fund may invest in the securities of mid-capitalization companies. As a result, the Fund's performance may be adversely affected if securities of mid-capitalization companies underperform securities of other capitalization ranges or the market as a whole. Securities of mid-capitalization companies are often less stable and more vulnerable to market volatility and adverse economic developments than securities of larger companies.
- **Non-Correlation Risk.** As with all index funds, the performance of the Fund and its Index may differ from each other for a variety of reasons.
- **Non-Diversification Risk.** The Fund is considered to be non-diversified, which means that it may invest more of its assets in the securities of a single issuer or a smaller number of issuers than if it were a diversified fund. To the extent the Fund invests a significant percentage of its assets in a limited number of issuers, the Fund is subject to

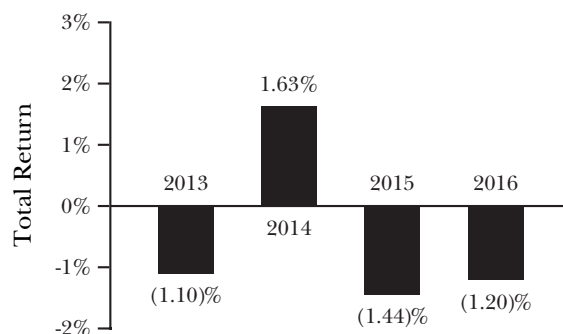
the risks of investing in those few issuers, and may be more susceptible to a single adverse economic or regulatory occurrence. As a result, changes in the market value of a single security could cause greater fluctuations in the value of Fund shares than would occur in a diversified fund.

- **Operational Risk.** The Fund and its service providers may experience disruptions that arise from human error, processing and communications errors, counterparty or third-party errors, technology or systems failures, any of which may have an adverse impact on the Fund.
- **Stock Connect Risk.** The Fund's ability to invest in China A-Shares through Stock Connect is subject to trading limits, rules and regulations, including daily quotas that limit the Fund's purchases and sales through Stock Connect. These restrictions and regulations may adversely affect the Fund's ability to achieve its investment objective.
- **Tax Risk in China.** Uncertainties in PRC tax rules governing taxation of income and gains from investments in A-Shares via Stock Connect could result in unexpected tax liabilities for the Fund. The Fund's investments in securities, including A-Shares, issued by PRC companies may cause the Fund to become subject to withholding and other taxes imposed by the PRC.

## Fund Performance

Historical Fund performance, which varies over time, can provide an indication of the risks of investing in the Fund. The bar chart that follows shows the annual total returns of the Fund for each full calendar year since the Fund commenced operations. The table that follows the bar chart shows the Fund's average annual total returns, both before and after taxes. This table also shows how the Fund's performance compares to the Index and that of a relevant broad-based securities index. Index returns do not reflect deductions for fees, expenses or taxes. All returns assume reinvestment of dividends and distributions. The Fund's past performance (before and after taxes) is not necessarily an indication of how the Fund will perform in the future.

The Fund performance shown below reflects when the Fund operated as the "WisdomTree China Dividend ex-Financials Fund". Effective July 1, 2015, the Fund changed its objective and was renamed the "WisdomTree China ex-State-Owned Enterprises Fund" which seeks to track the performance of the WisdomTree China ex-State-Owned Enterprises Index. Prior to July 1, 2015, the Fund sought to track the performance of the WisdomTree China Dividend ex-Financials Index.



The Fund's year-to-date total return as of June 30, 2017 was 34.64%.

## Best and Worst Quarter Returns (for the periods reflected in the bar chart above)

	Return	Quarter/Year
Highest Return	18.19%	4Q/2015
Lowest Return	(22.44)%	3Q/2015

After-tax returns are calculated using the highest historical individual federal marginal income tax rates and do not reflect the impact of state and local taxes. Actual after-tax returns depend on your tax situation and may differ from those shown and are not relevant if you hold your shares through tax-deferred arrangements, such as 401(k) plans or individual retirement accounts. In some cases the return after taxes may exceed the return before taxes due to an assumed tax benefit from any losses on a sale of Fund shares at the end of the measurement period.

## Average Annual Total Returns for the periods ending December 31, 2016

<b>WisdomTree China ex-State-Owned Enterprises Fund*</b>	<b>1 Year</b>	<b>Since Inception September 19, 2012</b>
Return Before Taxes Based on NAV	(1.20)%	1.56%
Return After Taxes on Distributions	(1.62)%	0.94%
Return After Taxes on Distributions and Sale of Fund Shares	(0.52)%	1.08%
WisdomTree China Dividend ex-Financials/China ex-State-Owned Enterprises Spliced Index (Reflects no deduction for fees, expenses or taxes)	(0.67)%	2.49%
MSCI China Index (Reflects no deduction for fees, expenses or taxes)	0.90%	3.87%
FTSE China 50 Index** (Reflects no deduction for fees, expenses or taxes)	2.49%	3.57%

\* The Fund's objective changed effective July 1, 2015. Prior to that date, the Fund sought to track the price and yield performance, before fees and expenses, of the WisdomTree China Dividend ex-Financials Index. As of July 1, 2015, the Fund's objective seeks to track the price and yield performance, before fees and expenses, of the WisdomTree China ex-State-Owned Enterprises Index.

\*\* The index was formerly known as the FTSE China 25 Index, changed by FTSE on September 19, 2014.

## Management

### Investment Adviser and Sub-Adviser

WisdomTree Asset Management, Inc. serves as investment adviser to the Fund. Mellon Capital Management Corporation serves as sub-adviser to the Fund.

### Portfolio Managers

The Fund is managed by Mellon Capital's Equity Portfolio Management team. The individual members of the team jointly and primarily responsible for the day-to-day management of the Fund's portfolio are described below.

Karen Q. Wong, CFA, a Managing Director, Head of Equity Portfolio Management, has been a portfolio manager of the Fund since its inception in February 2014.

Richard A. Brown, CFA, a Managing Director and Senior Portfolio Manager, Equity Portfolio Management, has been a portfolio manager of the Fund since its inception in February 2014.

Thomas J. Durante, CFA, a Managing Director and Senior Portfolio Manager, Equity Portfolio Management, has been a portfolio manager of the Fund since its inception in February 2014.

### Buying and Selling Fund Shares

The Fund is an ETF. This means that shares of the Fund are listed on a national securities exchange, such as NASDAQ, and trade at market prices. Most investors will buy and sell shares of the Fund through brokers. Because Fund shares trade at market prices rather than NAV, shares may trade at a price greater than NAV (premium) or less than NAV (discount).

The Fund issues and redeems shares at NAV only in large blocks of shares ("Creation Units"), which only certain institutions or large investors (typically market makers or other broker-dealers) may purchase or redeem. Currently, Creation Units generally consist of 25,000 shares, though this may change from time to time. Creation Units are not expected to consist of less than 25,000 shares. The Fund issues and redeems Creation Units in exchange for a portfolio of securities and/or U.S. cash.

### Tax Information

The Fund intends to make distributions that may be taxed as ordinary income, qualified dividend income, or capital gains.

### Payments to Broker-Dealers and Other Financial Intermediaries

If you purchase shares of the Fund through a broker-dealer or other financial intermediary (such as a bank) (an "Intermediary"), WisdomTree Asset Management or its affiliates may pay Intermediaries for certain activities related to the Fund, including participation in activities that are designed to make Intermediaries more knowledgeable about exchange traded products, including the Fund, or for other activities, such as marketing, educational training or other initiatives related to the sale or promotion of Fund shares. These payments may create a conflict of interest by influencing the Intermediary and your salesperson to recommend the Fund over another investment.

Any such arrangements do not result in increased Fund expenses. Ask your salesperson or visit the Intermediary's website for more information.



## Additional Information About the Funds

### Additional Information About the Funds' Investment Objectives

Each Fund seeks to track the price and yield performance, before fees and expenses, of a particular index ("Index") developed by WisdomTree Investments. Each Index consists of securities in the market suggested by its name that meet specific criteria developed by WisdomTree Investments. Since each Fund's investment objective has been adopted as a non-fundamental investment policy, each Fund's investment objective may be changed without a vote of shareholders upon 60 days' written notice to shareholders.

### Additional Information About the Funds' Investment Strategies

*All Funds.* Each Fund will normally invest at least 80% of its net assets, plus the amount of any borrowings for investment purposes, in the types of securities suggested by its name (*i.e.*, investments connoted by its Index), as applicable. Each applicable Fund anticipates meeting this policy because, under normal circumstances, at least 95% (80% for Europe Quality Dividend Growth Fund, Emerging Markets Consumer Growth Fund, Emerging Markets Quality Dividend Growth Fund, Emerging Markets ex-State-Owned Enterprises Fund, China ex-State-Owned Enterprises Fund and all Currency Hedged Equity Funds except Japan Hedged Equity Fund and Europe Hedged Equity Fund) of each Fund's total assets (exclusive of collateral held from securities lending) will be invested in component securities of its underlying Index and investments that have economic characteristics that are substantially identical to the economic characteristics of such component securities, such as depositary receipts based on component securities. WisdomTree Asset Management, Inc. ("WisdomTree Asset Management" or the "Adviser") expects that, over time, the correlation between each Fund's performance and that of its Index, before fees and expenses, will be 95% or better. A number of factors may affect a Fund's ability to achieve a high degree of correlation with its Index, and there can be no guarantee that a Fund will achieve a high degree of correlation.

Funds designated as "International" generally invest in developed markets outside the United States. Funds designated as "Global" generally invest in developed and emerging markets throughout the world, including the United States and other regions.

The quantity of holdings in a Fund, by using a representative sampling strategy, will be based on a number of factors, including asset size of the Fund. In addition, from time to time, securities are added to or removed from an Index and consequently the attributes of an Index, such as sectors, industries or countries represented in an Index and weightings, may change. The Fund may sell securities that are represented in an Index, or purchase securities that are not yet represented in an Index, in anticipation of their removal from or addition to an Index or to reflect various corporate actions or other changes to an Index. Further, the Fund may overweight or underweight securities in an Index, purchase or sell securities not in the Index, or utilize various combinations of other available techniques, in seeking to track an Index.

*Hedged Equity Funds.* Each Hedged Equity Fund employs strategies to "hedge" against fluctuations in the relative value of non-U.S. currencies included in its underlying Index against the U.S. dollar. For U.S. investors, international equity investments include two components of return. The first is the return attributable to stock prices in the non-U.S. market or markets in which an investment is made. The second is the return attributable to the value of non-U.S. currencies in these markets relative to the U.S. dollar. Each of these WisdomTree Hedged Equity Indices seeks to track the performance of equity securities in a developed market that is attributable solely to stock prices.

*Indices.* Each Index, except the WisdomTree Emerging Markets ex-State-Owned Enterprises Index and WisdomTree China ex-State-Owned Enterprises Index (together, the "ex-SOE Indices"), is "fundamentally weighted" and differs from most traditional indexes in that the proportion, or "weighting," of the securities in each Index is based on a measure of fundamental value, such as dividends or earnings. Most traditional indexes and index funds weight their securities by looking simply at the market capitalization of such securities. The ex-SOE Indices are modified market cap weighted indices.

Each "Dividend Index" is weighted based on either the amount of cash dividends that companies in the Index pay, or are expected to pay, or the dividend yield of the companies in the Index. This means that securities of companies that pay, or are expected to pay, higher amounts of cash dividends or have higher dividend yields generally will be more heavily weighted in each Index and Fund. Only regular dividends (*i.e.*, established or quarterly dividends as opposed to non-recurring or special dividends) are included in the determination of cash dividends or dividend yield.

The India Earnings Index weights companies based on earning in their fiscal year prior to the annual Index measurement date adjusted for a factor that takes into account shares available to foreign investors. “Earnings” for this Index are determined using a company’s reported net income.

*Emerging Markets ex-State-Owned Enterprises Fund and China ex-State-Owned Enterprises Fund.* Stock Connect comprises a Northbound Trading Link (for investment in China A-Shares) by which investors, through their Hong Kong brokers and a securities trading service company to be established by SEHK, may be able to place orders to trade eligible shares listed on SSE or SZSE by routing orders to the applicable exchange. Under Stock Connect, overseas investors (including the Fund) may be allowed, subject to rules and regulations issued and/or amended from time to time, to trade China A-Shares listed on the SSE or SZSE (together, the “Mainland Securities”) through the Northbound Trading Link. The Mainland Securities include all the constituent stocks from time to time of the SSE 180 Index and SSE 380 Index, all the constituent stocks of the SZSE Component Index and SZSE Small/Mid Cap Innovation Index that have a market capitalization of not less than RMB 6 billion, and all the SSE- and SZSE-listed China A-Shares that are not included as constituent stocks of the relevant indices but which have corresponding H-Shares listed on SEHK, except (i) those SSE- and SZSE-listed shares which are not traded in RMB and (ii) those SSE- and SZSE-listed shares which are included in the “risk alert board”. The list of eligible securities may be changed subject to the review and approval by the relevant PRC regulators from time to time.

### **Other Investment Information**

Each Fund may invest in other investments that the Fund believes will help it track its Index, including cash and cash equivalents, as well as in shares of other investment companies (including affiliated investment companies, such as ETFs), forward contracts, futures contracts, options on futures contracts, options and swaps.

Each Fund may lend its portfolio securities in an amount not to exceed one third (33 1/3%) of the value of its total assets via a securities lending program through its securities lending agent, State Street Bank and Trust Company, to brokers, dealers and other financial institutions desiring to borrow securities to complete transactions and for other purposes. A securities lending program allows a Fund to receive a portion of the income generated by lending its securities and investing the respective collateral. A Fund will receive collateral for each loaned security which is at least equal to the market value of that security, marked to market each trading day. In the securities lending program, the borrower generally has the right to vote the loaned securities; however, a Fund may call loans to vote proxies if a material issue affecting the Fund’s economic interest in the investment is to be voted upon. Security loans may be terminated at any time by a Fund.

### **Additional Principal Risk Information About the Funds**

This section provides additional information regarding the principal risks described under “Principal Risks of Investing in the Fund” in the Fund Summaries. Risk information may not be applicable to each Fund. Please consult each Fund’s Summary sections to determine which risks are applicable to a particular Fund. Each of the factors below could have a negative impact on Fund performance and trading prices.

### **Capital Controls and Sanctions Risk**

Economic conditions, such as volatile currency exchange rates and interest rates, political events, military action and other conditions, may, without prior warning, lead to government intervention (including intervention by the U.S. government with respect to foreign governments, economic sectors, foreign companies and related securities and interests) and the imposition of capital controls and/or sanctions, which may also include retaliatory actions of one government against another government, such as seizure of assets. Capital controls and/or sanctions include the prohibition of, or restrictions on, the ability to own or transfer currency, securities or other assets, which may potentially include derivative instruments related thereto. Levies may be placed on profits repatriated by foreign entities (such as the Funds). Capital controls and/or sanctions may also impact the ability of a Fund to buy, sell, transfer, receive, deliver or otherwise obtain exposure to, foreign securities or currency, negatively impact the value and/or liquidity of such instruments, adversely affect the trading market and price for shares of a Fund, and cause a Fund to decline in value.

### **Cash Redemption Risk**

When a Fund’s investment strategy requires it to redeem shares for cash or to otherwise include cash as part of its redemption proceeds, it may be required to sell or unwind portfolio investments in order to obtain the cash needed to distribute redemption proceeds. This may cause a Fund to recognize capital gains that it might not have recognized if it had made a redemption in-kind (*i.e.*, distribute securities as payment of redemption proceeds). As a result, the Funds may pay out higher annual capital gain distributions than if the in-kind redemption process was used.

### **Currency Exchange Rate Risk**

Changes in currency exchange rates and the relative value of non-U.S. currencies will affect the value of a Fund's investments and the value of a Fund's shares. Because each Fund's NAV is determined on the basis of U.S. dollars, the U.S. dollar value of your investment in a Fund may go down if the value of the local currency of the non-U.S. markets in which the Fund invests depreciates against the U.S. dollar. This is true even if the local currency value of securities in the Fund's holdings goes up. Conversely, the dollar value of your investment in the Fund may go up if the value of the local currency appreciates against the U.S. dollar.

The value of the U.S. dollar measured against other currencies is influenced by a variety of factors. These factors include interest rates, national debt levels and trade deficits, changes in balances of payments and trade, domestic and foreign interest and inflation rates, global or regional political, economic or financial events, monetary policies of governments, actual or potential government intervention, and global energy prices. Political instability, the possibility of government intervention and restrictive or opaque business and investment policies may also reduce the value of a country's currency. Government monetary policies and the buying or selling of currency by a country's government may also influence exchange rates. Currency exchange rates can be very volatile and can change quickly and unpredictably. As a result, the value of an investment in a Fund may change quickly and without warning, and you may lose money.

*Hedged Equity Funds Only:* Each of the Hedged Equity Funds employs various strategies to minimize the impact of changes in the value of applicable currencies, such as the euro, the British pound, the Korean won and the Japanese yen, against the U.S. dollar. However, these strategies may not be successful. In addition, a Fund may not be fully hedged at all times in order to minimize transaction costs or for other reasons.

### **Cyber Security Risk**

The Funds and their service providers may be susceptible to operational and information security risks resulting from a breach in cyber security, including cyber-attacks. A breach in cyber security, intentional or unintentional, may adversely impact the Funds in many ways, including, but not limited to, disruption of a Fund's operational capacity, loss of proprietary information, theft or corruption of data maintained online or digitally, denial-of-service attacks on websites or network resources, and the unauthorized release of confidential information. Cyber-attacks affecting a Fund's third-party service providers, including the investment adviser, sub-adviser, administrator, custodian, and transfer agent, may subject a Fund to many of the same risks associated with direct cyber security breaches and adversely impact the Fund. For instance, cyber-attacks may impact a Fund's ability to calculate its NAV, cause the release of confidential business information, impede trading, cause a Fund to incur additional compliance costs associated with corrective measures, subject a Fund to regulatory fines or other financial losses, and/or cause reputational damage to a Fund. Cyber security breaches of market makers, Authorized Participants, or the issuers of securities in which a Fund invests could also have material adverse consequences on a Fund's business operations and cause financial losses for a Fund and its shareholders. While the Funds and their service providers have established business continuity plans and risk management systems designed to address cyber security risks, prevent cyber-attacks and mitigate the impact of cyber security breaches, there are inherent limitations on such plans and systems. In addition, the Funds have no control over the cyber security protections put in place by their service providers or any other third parties whose operations may affect the Funds or their shareholders.

### **Derivatives Risk**

Derivatives are financial instruments that derive their performance from an underlying reference asset, such as a commodity, index, interest rate or currency exchange rate. Derivatives are subject to a number of risks described elsewhere in this Prospectus, such as market risk and issuer-specific risk. They also involve the risk that changes in the value of the derivative may not correlate perfectly with the underlying asset, rate or index, or that the counterparty to a derivative contract might default on its obligations. Derivatives can be volatile and may be less liquid than other securities. As a result, the value of an investment in the Fund may change quickly and without warning, and you may lose money. Derivatives include forward currency contracts, futures contracts, swaps and options.

#### **Forward Currency Contracts**

A forward currency contract is an agreement to buy or sell a specific currency at a future date at a price set at the time of the contract. A non-deliverable forward currency contract is a contract where there is no physical settlement of two currencies at maturity. Rather, based on the movement of the currencies, a net cash settlement will be made by one party to the other. The risks of forward currency contracts include but are not limited to the risk that the counterparty will default on its obligations. A futures contract may generally be

described as an agreement for the future sale by one party and the purchase by another of a specified security or instrument at a specified price and time. A currency futures contract is a contract to exchange one currency for another at a specified date in the future at an agreed upon exchange rate. The risks of futures contracts include but are not limited to: (1) the success of the adviser's and sub-adviser's ability to predict movements in the prices of individual currencies or securities, fluctuations in markets and movements in interest rates; (2) an imperfect or no correlation between the changes in market value of the currencies or securities and the prices of futures contracts; and (3) no guarantee that an active market will exist for the contracts at any particular time.

### **Futures Contracts**

A futures contract may generally be described as an agreement for the future sale by one party and the purchase by another of a specified security or instrument at a specified price and time. A currency futures contract is a contract to exchange one currency for another at a specified date in the future at an agreed upon exchange rate. The risks of futures contracts include but are not limited to: (1) the success of the adviser's and sub-adviser's ability to predict movements in the prices of individual currencies or securities, fluctuations in markets and movements in interest rates; (2) an imperfect or no correlation between the changes in market value of the currencies or securities and the prices of futures contracts; and (3) no guarantee that an active market will exist for the contracts at any particular time.

### **Options and Options on Futures**

The Fund may purchase and write call or put options on an exchange or over the counter ("OTC"). A put option on a security gives the purchaser of the option the right, but not the obligation, to sell, and the writer of the option the obligation to buy, the underlying security at a stated price (the "exercise price") at any time before the option expires. A call option on a security gives the purchaser of the option the right, but not the obligation, to buy, and the writer the obligation to sell, the underlying security at the exercise price at any time before the option expires. An option on a futures contract gives the purchaser the right, in exchange for payment of a premium, to assume a position in a futures contract at a specified exercise price during the term of the option. Risks of options include but are not limited to: (1) the success of the adviser's and sub-adviser's ability to predict movements in the prices of individual currencies or securities, fluctuations in markets and movements in interest rates; (2) an imperfect or no correlation between the changes in market value of the currencies or securities and the prices of futures contracts; (3) no guarantee that an active market will exist for the contracts at any particular time; (4) trading restrictions or limitations may be imposed by an exchange; and (5) government regulations may restrict trading in options contracts. In addition, OTC options, unlike exchange traded options, are transacted directly with dealers, not a clearing corporation, and therefore entail counterparty risk.

### **Swaps**

A currency swap is an agreement between two parties to exchange one currency for another at a future rate. An interest rate swap typically involves the exchange of a floating interest rate payment for a fixed interest payment. A total return swap is an agreement between two parties in which one party agrees to make payments of the total return of a reference asset in return for payments equal to a rate of interest on another reference asset. The risks of swaps include but are not limited to the potential to increase or decrease the overall volatility of the Fund's investments and its share price.

### **Foreign Securities Risk**

Investments in non-U.S. securities and instruments involve political, regulatory, and economic risks that may not be present in U.S. securities. For example, investments in non-U.S. securities may be subject to risk of loss due to foreign currency fluctuations, political or economic instability, or geographic events that adversely impact issuers of foreign securities. There may be less information publicly available about a non-U.S. issuer than a U.S. issuer. Non-U.S. issuers may be subject to different accounting, auditing, financial reporting and investor protection standards than U.S. issuers. Investments in non-U.S. securities may be subject to withholding or other taxes and may be subject to additional trading, settlement, custodial, and operational risks. With respect to certain countries, there is the possibility of government intervention and expropriation or nationalization of assets. Because legal systems differ, there is also the possibility that it will be difficult to obtain or enforce legal judgments in certain countries. Since foreign exchanges may be open on days when a Fund does not price its shares, the value of the securities in a Fund's portfolio may change on days when shareholders will not be able to purchase or sell a Fund's shares. Conversely, Fund shares may trade on days when foreign exchanges are closed. Each of these factors can make investments in a Fund more volatile and potentially less liquid than other types of investments and may be heightened in connection with investments in developing or emerging market countries. Foreign securities also include American Depositary Receipts ("ADRs") which are U.S. dollar-denominated receipts representing shares of



foreign-based corporations. ADRs are issued by U.S. banks or trust companies and entitle the holder to all dividends and capital gains that are paid out on the underlying foreign shares. Global Depositary Receipts (“GDRs”), which are similar to ADRs, represent shares of foreign-based corporations and are generally issued by international banks in one or more markets around the world. Investments in ADRs and GDRs may be less liquid and more volatile than underlying shares in their primary trading markets.

### **Geographic Investment Risk**

To the extent that a Fund invests a significant portion of its assets in the securities of companies of a single country or region, it is more likely to be impacted by events or conditions affecting that country or region. For example, political and economic conditions and changes in regulatory, tax, or economic policy in a country could significantly affect the market in that country and in surrounding or related countries and have a negative impact on the Fund’s performance. Currency developments or restrictions, political and social instability, and changing economic conditions have resulted in significant market volatility.

#### **Emerging Markets Risk**

Investments in securities and instruments traded in developing or emerging markets, or that provide exposure to such securities or markets, can involve additional risks relating to political, economic, or regulatory conditions not associated with investments in U.S. securities and instruments or investments in more developed international markets. For example, developing and emerging markets may be subject to (i) greater market volatility, (ii) lower trading volume and liquidity, (iii) greater social, political and economic uncertainty, (iv) governmental controls on foreign investments and limitations on repatriation of invested capital, (v) lower disclosure, corporate governance, auditing and financial reporting standards, (vi) fewer protections of property rights, (vii) restrictions on the transfer of securities or currency or payment of dividends and (viii) settlement and trading practices that differ from U.S. markets. Each of these factors may impact a Fund’s ability to buy, sell, transfer, receive, deliver or otherwise obtain exposure to, emerging market securities or currency, negatively impact the value and/or liquidity of such instruments, adversely affect the trading market and price for shares of the Fund and cause a Fund to decline in value. The volatility of emerging markets may be heightened by the actions (such as significant buying and selling) of a few major investors. For example, substantial increases or decreases in cash flows of funds investing in these markets could significantly affect local securities’ prices and cause Fund share prices to decline. For these and other reasons, investments in emerging markets are often considered speculative.

#### **Investments in Asia and the Pacific Region**

While certain economies in this region are exemplars of growth and development, others have been and continue to be subject, to some extent, to over-extension of credit, currency devaluations and restrictions, high unemployment, high inflation, decreased exports, and economic recessions. Each of these factors may impact the ability of a Fund to buy, sell or otherwise transfer securities, adversely affect the trading market and price for Fund shares and cause Fund shares to decline in value.

#### **Investments in Australia**

The economy of Australia is heavily dependent on the price and the demand for commodities and natural resources as well as its exports from the agricultural and mining sectors. Conditions that weaken demand for such products worldwide could have a negative impact on the Australian economy as a whole. Australia is also increasingly dependent on the economies of its key trading partners, including China, the United States, and Japan.

#### **Investments in China**

Although the Chinese economy has grown rapidly during recent years and the Chinese government has implemented significant economic reforms to liberalize trade policy, promote foreign investment, and reduce government control of the economy, there can be no guarantee that economic growth or these reforms will continue. Economic liberalization in China may also result in disparities of wealth that lead to social disorder, including violence and labor unrest. The Chinese economy may also experience slower growth if global or domestic demand for Chinese goods decreases significantly and/or key trading partners apply trade tariffs or implement other protectionist measures. The Chinese economy is also susceptible to rising rates of inflation, economic recession, market inefficiency, volatility, and pricing anomalies that may be connected to governmental influence, a lack of publicly-available information and/or political and social instability. Strained relationships with neighboring countries, including any military conflicts in response to such confrontations, may negatively impact China’s economic development and destabilize the region. The government of China maintains strict currency controls in order to achieve economic, trade and political objectives and regularly intervenes in the currency market. The Chinese government places strict regulation on the yuan and Hong



Kong dollar and manages the yuan and Hong Kong dollar so that they have historically traded in a tight range relative to the U.S. dollar. The Chinese government has been under pressure to manage the currency in a less restrictive fashion so that it is less correlated to the U.S. dollar. It is expected that such action would increase the value of the yuan and the Hong Kong dollar relative to the U.S. dollar. Of course, there can be no guarantee that this will occur, or that the yuan or the Hong Kong dollar will move in relation to the U.S. dollar as expected. The Chinese government also plays a major role in the country's economic policies regarding foreign investments. Foreign investors are subject to the risk of loss from expropriation or nationalization of their investment assets and property, governmental restrictions on foreign investments and the repatriation of capital invested. China's authoritarian government has also used force in the past to suppress civil dissent, and China's foreign and domestic policies remain in conflict with those of Hong Kong as well as nationalist and religious groups in Xinjiang and Tibet. These and other factors could have a negative impact on the Chinese economy as a whole.

### **Investments in Europe**

Most developed countries in Western Europe are members of the European Union ("EU"), many are also members of the European Economic and Monetary Union ("EMU"), and most EMU members are part of the euro zone, a group of EMU countries that share the euro as their common currency. Members of the EMU must comply with restrictions on inflation rates, deficits, debt levels, and fiscal and monetary controls. The implementation of any of these EMU restrictions or controls, as well as any of the following events in Europe, may have a significant impact on the economies of some or all European countries: (i) the default or threat of default by an EU member country on its sovereign debt, (ii) economic recession in an EU member country, (iii) changes in EU or governmental regulations on trade, (iv) substantial changes in currency exchange rates of the euro, the British pound, and other European currencies, (v) significant changes in the supply and demand for European imports or exports, and (vi) high unemployment rates.

In June 2016, the United Kingdom voted in a referendum to leave the EU. As a result of the referendum, S&P downgraded the United Kingdom's credit rating from "AAA" to "AA" and the EU's credit rating from "AA+" to "AA" in the days that followed the vote. Other credit ratings agencies have taken similar actions. Although the precise timeframe for "Brexit" is uncertain, it is currently expected that the United Kingdom will withdraw from the EU by March 2019. It is unclear how withdrawal negotiations will be conducted and what the potential consequences may be. In addition, it is possible that measures could be taken to revoke on the issue of Brexit, or that portions of the United Kingdom could seek to separate and remain a part of the EU. As a result of the political divisions within the United Kingdom and between the United Kingdom and the EU that the referendum vote has highlighted and the uncertain consequences of a Brexit, the economies of the United Kingdom and Europe as well as the broader global economy could be significantly impacted, which may result in increased volatility and illiquidity, and potentially lower economic growth on markets in the United Kingdom, Europe and globally that could potentially have an adverse effect on the value of a Fund's investments.

### **Investments in Germany**

Germany is a member of the EMU. EMU member countries share coordinated economic policies and a common currency. Members of the EMU must comply with restrictions on inflation rates, deficits, debt levels, and fiscal and monetary controls. The implementation of any such restrictions or controls, the default of an EU member country on its sovereign debt, significant fluctuations in the euro's exchange rate, or a change in EU or governmental trade regulations could each have a significant impact on the German economy as well as the economies of some or all European countries. In addition, challenges related to the rebuilding of infrastructure and unemployment in the former area of East Germany may also impact the economy of Germany. These and other factors, including the potential consequences of the withdrawal of the United Kingdom from the EU, as described above, could have a negative impact on the Fund's performance.

### **Investments in Hong Kong**

Investing in companies organized or traded in Hong Kong involves special considerations not typically associated with investing in countries with more democratic governments or more established economies or securities markets. China is Hong Kong's largest trading partner, both in terms of exports and imports. Any changes in the Chinese economy, trade regulations or currency exchange rates may have an adverse impact on Hong Kong's economy. Other risks associated with investing in Hong Kong may include, but are not limited to: (i) the risk of nationalization or expropriation of assets or confiscatory taxation; (ii) greater social, economic and political uncertainty (including the risk of war); (iii) dependency on exports and the corresponding importance of international trade; (iv) increasing competition from Asia's other low-cost emerging economies; (v) currency exchange rate fluctuations and the lack of available currency hedging instruments; (vi) higher

rates of inflation; (vii) controls on foreign investment and limitations on repatriation of invested capital and on the Fund's ability to exchange local currencies for U.S. dollars; (viii) greater governmental involvement in and control over the economy and other political risks. Additionally, any fluctuation or shortage in the commodity markets could have a negative impact on the Hong Kong economy, which has few natural resources.

### **Investments in India**

Political and economic conditions and changes in regulatory, tax, or economic policy in India could significantly affect the market in India and in surrounding or related countries and could have a negative impact on Funds that invest in India. The Indian economy may differ favorably or unfavorably from the U.S. economy in such respects as the rate of growth of gross domestic product, the rate of inflation, capital reinvestment, resource self-sufficiency and balance of payments position. The Indian government has exercised and continues to exercise significant influence over many aspects of the economy, and the number of public sector enterprises in India is substantial. Accordingly, Indian government actions in the future could have a significant effect on the Indian economy.

Despite recent downturns, the Indian economy has experienced generally sustained growth during the last several years. There are no guarantees this will continue. While the Indian government has implemented economic structural reforms with the objective of liberalizing India's exchange and trade policies, reducing the fiscal deficit, controlling inflation, promoting a sound monetary policy, reforming the financial sector, and placing greater reliance on market mechanisms to direct economic activity, there can be no assurance that these policies will continue or that the economic recovery will be sustained. Religious and border disputes persist in India. In addition, India has experienced civil unrest and hostilities with neighboring countries such as Pakistan. The Indian government has confronted separatist movements in several Indian states. Investment and repatriation restrictions and tax laws in India may impact the ability of a Fund to track its index.

### **Investments in Japan**

Economic growth in Japan is heavily dependent on international trade, government support, and consistent government policy supporting its export market. Slowdowns in the economies of key trading partners such as the United States, China and countries in Southeast Asia could have a negative impact on the Japanese economy as a whole. Trade tariffs and other protectionist measures could also have an adverse impact on the Japanese export market. The Japanese economy has in the past been negatively affected by, among other factors, government intervention and protectionism and an unstable financial services sector. While the Japanese economy has recently emerged from a prolonged economic downturn, some of these factors, as well as other adverse political developments, increases in government debt, changes to fiscal, monetary or trade policies, escalating political tension in the region, or other events, such as natural disasters, could have a negative impact on Japanese securities.

### **Investments in Korea**

The economy of Korea is heavily dependent on exports and the demand for certain finished goods. Korea's main industries include electronics, automobile production, chemicals, shipbuilding, steel, textiles, clothing, footwear, and food processing. Conditions that weaken demand for such products worldwide or in other Asian countries could have a negative impact on the Korean economy as a whole. Relations with North Korea could also have a significant impact on the economy of Korea. These and other factors could have a negative impact on the Fund's performance.

### **Investments in Middle East**

Certain Middle Eastern markets are only in the earliest stages of development and may be considered "frontier markets." Financial markets in the Middle East generally are less liquid and more volatile than other markets, including markets in developing and emerging economies. There is a high concentration of market capitalization and trading volume in a small number of issuers representing a limited number of industries. Securities may have limited marketability and be subject to erratic price movements. Certain economies in the Middle East depend to a significant degree upon exports of primary commodities such as oil. A sustained decrease in commodity prices could have a significant negative impact on all aspects of the economy in the region. Middle Eastern governments have exercised and continue to exercise substantial influence over many aspects of the private sector. In certain cases, the government owns or controls many companies, including the largest in the country. Accordingly, governmental actions in the future could have a significant effect on economic conditions in Middle Eastern countries.

### **Investments in Taiwan**

The economy of Taiwan is heavily dependent on exports. Currency fluctuations, increasing competition from Asia's other emerging economies, and conditions that weaken demand for Taiwan's export products worldwide could have a negative impact on the Taiwanese economy as a whole. Concerns over Taiwan's history of political contention and its current relationship with China may also have a significant impact on the economy of Taiwan.

### **Investments in the United Kingdom**

The United Kingdom has one of the largest economies in Europe and trades heavily with other European countries and the United States. The economy of the United Kingdom may be impacted by changes to the economic health of other European countries and the United States. The United Kingdom also relies heavily on the export of financial services. Accordingly, a slowdown in the financial services sector may have an adverse impact on the United Kingdom's economy. In June 2016, the United Kingdom voted in a referendum to leave the EU. For more information about "Brexit" and the associated risks, see the above description of "Investments in Europe."

### **Geopolitical Risk**

Some countries and regions in which the Funds invest have experienced security concerns, war, threats of war, aggression and/or conflict, terrorism, economic uncertainty, natural and environmental disasters and/or systemic market dislocations (including due to events outside of such countries or regions) that have led, and in the future may lead, to increased short-term market volatility and may have adverse long-term effects on the U.S. and world economies and markets generally. Such geopolitical and other events may also disrupt securities markets and, during such market disruptions, a Fund's exposure to the other risks described herein will likely increase. For example, a market disruption may adversely affect the orderly functioning of the securities markets. Each of the foregoing may negatively impact the Fund's investments.

### **Hedging Risk**

Derivatives used by the Fund to offset its exposure to foreign currencies represented in the Index may not perform as intended. When a derivative is used as a hedge against a position that the Fund holds, any loss generated by the derivative generally should be substantially offset by gains on the hedged investment, and vice versa. While hedging can reduce or eliminate losses, it can also reduce or eliminate gains. Hedges are sometimes subject to imperfect matching between the hedging transaction and the risk sought to be hedged. Since the derivatives used by the Fund to offset foreign currency exposure are generally reset on a monthly basis, currency risk can develop intra-month. There can be no assurance that the Fund's hedging transactions will be effective. The Fund does not attempt to mitigate other factors which may have a greater impact on the Fund's equity holdings and its performance than currency exposure. The value of an investment in the Fund could be significantly and negatively impacted if foreign currencies represented in the Index appreciate at the same time that the value of the Fund's equity holdings fall.

### **Index and Data Risk**

The Funds are not "actively" managed and seek to track the price and yield performance, before fees and expenses, of the applicable Index. The Index Provider has the right to make adjustments to the Indexes or to cease making the Indexes available without regard to the particular interests of the Funds or the Funds' shareholders. While the Index Provider provides a rules-based methodology that describes what each Index is designed to achieve within a particular set of rules, neither the Index Provider, its agents nor data providers provide any warranty or accept any liability in relation to the quality, accuracy or completeness of the applicable Index, its calculation, valuation or its related data, and they do not guarantee that the applicable Index will be in line with the Index Provider's methodology, regardless of whether or not the Index Provider is affiliated with the Adviser. The composition of the Index is dependent on data from one or more third parties and/or the application of such data within the rules of the Index methodology, which may be based on assumptions or estimates. If the computers or other facilities of the Index Provider, Index calculation agent, data providers and/or relevant stock exchange malfunction for any reason, calculation and dissemination of Index values may be delayed and trading in Fund shares may be suspended for a period of time. Errors in Index data, Index computations and/or the construction of the Indexes may occur from time to time and may not be identified and/or corrected by the Index Provider, Index calculation agent or other applicable party for a period of time or at all, which may have an adverse impact on the Funds and their shareholders. The potential risk of continuing error may be particularly heightened in the case of the Indexes, which are not used as benchmarks by other funds or managers. Any of the foregoing may lead to the inclusion of securities in an Index, exclusion of securities from an Index or the weighting of securities in an Index that would have been different had data or other information been correct or complete, which may lead to a different investment outcome than would have been the case had such events not occurred. The Adviser, through

the Sub-Adviser, seeks to manage each Fund to correspond to the applicable Index provided by the Index Provider. Consequently, losses or costs associated with an Index's errors or other risks described above will generally be borne by the Funds and their shareholders and neither the Adviser nor its affiliates or agents make any representations or warranties regarding the foregoing.

### **Investment Risk**

As with all investments, an investment in a Fund is subject to investment risk. Investors in a Fund could lose money, including the possible loss of the entire principal amount of an investment, over short or long periods of time. An investment in a Fund is not a bank deposit and it is not insured or guaranteed by the Federal Deposit Insurance Corporation or any other government agency.

### **Investment Style Risk**

Each Fund invests in the securities included in, or representative of, its Index regardless of their investment merit. The Funds do not attempt to outperform their Indexes or take defensive positions in declining markets. As a result, each Fund's performance may be adversely affected by a general decline in the market segments relating to its Index. The returns from the types of securities in which a Fund invests may underperform returns from the various general securities markets or different asset classes. This may cause a Fund to underperform other investment vehicles that invest in different asset classes. Different types of securities (for example, large-, mid- and small-capitalization stocks) tend to go through cycles of doing better – or worse – than the general securities markets. In the past, these periods have lasted for as long as several years.

#### **Dividend Paying Securities Risk**

Securities that pay dividends, as a group, may be out of favor with the market and underperform the overall equity market or stocks of companies that do not pay dividends. In addition, changes in the dividend policies of the companies held by a Fund or the capital resources available for such company's dividend payments may adversely affect the Fund. In the event a company reduces or eliminates its dividend, a Fund may not only lose the dividend payout but the stock price of the company may also fall.

#### **Growth Investing Risk**

Growth stocks, as a group, may be out of favor with the market and underperform value stocks or the overall equity market. Growth stocks generally are priced higher than non-growth stocks, in relation to the issuer's earnings and other measures, because investors believe they have greater growth potential, but there is no guarantee that their growth potential will be realized. Growth stocks are generally more sensitive to market movements than other types of stocks primarily because their prices are based heavily on future expectations. If investors believe an issuing company's future earnings expectations will not be met, growth stock prices can decline rapidly and significantly. An investment in growth stocks may also be susceptible to rapid price swings during periods of economic uncertainty.

### **Issuer-Specific Risk**

Changes in the actual or perceived financial condition of an issuer or counterparty, changes in specific economic or political conditions that affect a particular type of security or issuer, and changes in general economic or political conditions can affect a security's or instrument's value. The value of securities of smaller, less well-known issuers can be more volatile than that of larger issuers. Issuer-specific events can have a negative impact on the value of a Fund.

### **Market Risk**

The trading prices of equity securities, fixed income securities, currencies, commodities, and other instruments fluctuate in response to a variety of factors. These factors include events impacting the entire market or specific market segments, such as political, market and economic developments, including, but not limited to, changes in interest rates, government regulation, and the outlook for economic growth or recession, as well as events that impact specific issuers, such as changes to an issuer's actual or perceived creditworthiness. A Fund's NAV and market price, like security and commodity prices generally, may fluctuate significantly in response to these and other factors. As a result, an investor could lose money over short or long periods of time.

### **Market Capitalization Risk**

#### **Small-Capitalization Investing**

The securities of small-capitalization companies may be more vulnerable to adverse issuer, market, political, or economic developments than securities of larger-capitalization companies. The securities of small-capitalization companies generally trade in lower volumes and are subject to greater and more unpredictable price changes than larger capitalization stocks or the stock market as a whole. Some small capitalization

companies have limited product lines, markets, and financial and managerial resources and tend to concentrate on fewer geographical markets relative to larger capitalization companies. There is typically less publicly available information concerning smaller-capitalization companies than for larger, more established companies. Small-capitalization companies also may be particularly sensitive to changes in interest rates, government regulation, borrowing costs and earnings.

#### **Mid-Capitalization Investing**

The securities of mid-capitalization companies may be more vulnerable to adverse issuer, market, political, or economic developments than securities of large-capitalization companies. The securities of mid-capitalization companies generally trade in lower volumes and are subject to greater and more unpredictable price changes than large capitalization stocks or the stock market as a whole. Some medium capitalization companies have limited product lines, markets, financial resources, and management personnel and tend to concentrate on fewer geographical markets relative to large-capitalization companies.

#### **Large-Capitalization Investing**

Securities of large-capitalization companies may underperform securities of smaller companies or the market as a whole. The securities of large-capitalization companies may be relatively mature compared to smaller companies and therefore subject to slower growth during times of economic expansion. Large-capitalization companies may also be unable to respond quickly to new competitive challenges, such as changes in technology and consumer tastes.

#### **Non-Correlation Risk**

As with all index funds, the performance of a Fund and its Index may vary somewhat for a variety of reasons. For example, each Fund incurs operating expenses and portfolio transaction costs, while also managing cash flows and potential operational inefficiencies, not incurred by its Index. In addition, a Fund may not be fully invested in the securities of its Index at all times or may hold securities not included in its Index or may be subject to pricing differences, differences in the timing of dividend accruals, tax gains or losses, currency convertibility and repatriation, operational inefficiencies and the need to meet various new or existing regulatory requirements. For example, it may take several business days for additions and deletions to an Index to be reflected in the portfolio composition of a Fund. The use of sampling techniques may affect a Fund's ability to achieve close correlation with its Index. By using a representative sampling strategy, a Fund generally can be expected to have a greater non-correlation risk and this risk may be heightened during times of market volatility or other unusual market conditions.

#### **Non-Diversification Risk**

Each Fund is considered to be non-diversified. This means that each Fund may invest more of its assets in the securities of a single issuer or a smaller number of issuers than if it was a diversified fund. As a result, a Fund may be more exposed to the risks associated with and developments affecting an individual issuer or a smaller number of issuers than a fund that invests more widely. This may increase a Fund's volatility and cause the performance of a relatively smaller number of issuers to have a greater impact on a Fund's performance.

#### **Operational Risk**

The Funds and their service providers, including the investment adviser, sub-adviser, administrator, custodian, and transfer agent, may experience disruptions that arise from human error, processing and communications errors, counterparty or third-party errors, technology or systems failures, any of which may have an adverse impact on the Funds. Although the Funds and their service providers seek to mitigate these operational risks through their internal controls and operational risk management processes, these measures may not identify or may be inadequate to address all such risks.

#### **Sector Risks**

##### **Consumer Discretionary Sector Risk**

The consumer discretionary sector includes, for example, automobile, textile, retail, and media companies. This sector can be significantly affected by, among other things, changes in domestic and international economies, exchange and interest rates, worldwide demand, competition, consumers' disposable income levels, propensity to spend and consumer preferences, social trends, and marketing campaigns. Companies in the consumer discretionary sector have historically been characterized as relatively cyclical and therefore more volatile in times of change.



### **Consumer Staples Sector Risk**

The consumer staples sector includes, for example, food and drug retail and companies whose primary lines of business are food, beverage and other household items, including agricultural products. This sector can be affected by, among other things, changes in price and availability of underlying commodities, rising energy prices and global economic conditions. Unlike the consumer discretionary sector, companies in the consumer staples sector have historically been characterized as non-cyclical in nature and therefore less volatile in times of change.

### **Energy Sector Risk**

The energy sector includes, for example, oil, gas, and consumable fuel companies. The energy sector can be significantly affected by, among other things, worldwide economic growth, worldwide demand, political instability in the Middle East, eastern Europe or other oil or gas producing regions, and volatile oil prices. Securities' prices for these types of companies are affected by supply and demand, exploration and production spending, world events and economic conditions, swift price and supply fluctuations, energy conservation, the success of exploration projects, exchange rates, interest rates, increased competition and technological advances, liabilities for environmental damage and general civil liabilities and tax and other governmental regulatory policies. Companies in this sector may be subject to substantial government regulation and contractual fixed pricing, which may increase the cost of doing business and limit these companies' earnings. A significant portion of revenues of these companies depends on a relatively small number of customers, including governmental entities and utilities. As a result, governmental budget constraints may have a material adverse effect on the stock prices of companies in this sector. Energy companies may also operate in or engage in transactions involving countries with less developed regulatory regimes or a history of expropriation, nationalization or other adverse policies. As the demand for, or prices of, energy increase, the value of the Fund's investments generally would be expected to also increase. Conversely, declines in the demand for, or prices of, energy generally would be expected to contribute to declines in the value of such securities. Such declines may occur quickly and without warning and may negatively impact the value of a Fund and your investment.

### **Financial Sector Risk**

The financial sector includes, for example, banks and financial institutions providing mortgage and mortgage related services. This sector can be significantly affected by, among other things, changes in interest rates, government regulation, the rate of defaults on corporate, consumer and government debt, the availability and cost of capital, and fallout from the housing and sub-prime mortgage crisis. These factors and events have had, and may continue to have, a significant negative impact on the valuations and stock prices of companies in this sector and have increased the volatility of investments in this sector.

### **Health Care Sector Risk**

The health care sector includes, for example, biotechnology, pharmaceutical, health care facilities, and health care equipment and supply companies. This sector can be significantly affected by, among other things, lapsing patent protection, technological developments that make drugs obsolete, government regulation, price controls, and approvals for drugs.

### **Industrial Sector Risk**

The industrial sector includes, for example, aerospace and defense, non-residential construction, engineering, machinery, transportation, and commercial and professional services companies. This sector can be significantly affected by, among other things, business cycle fluctuations, worldwide economic growth, government and corporate spending, supply and demand for specific products and manufacturing, rapid technological developments, international political and economic developments, environmental issues, and tax and governmental regulatory policies. As the demand for, or prices of, industrials increase, the value of a Fund's investments generally would be expected to also increase. Conversely, declines in the demand for, or prices of, industrials generally would be expected to contribute to declines in the value of such securities. Such declines may occur quickly and without warning and may negatively impact the value of a Fund and your investment.

### **Information Technology Sector Risk**

The information technology sector includes, for example, internet, semiconductor, software, hardware, and technology equipment companies. This sector can be significantly affected by, among other things, the supply and demand for specific products and services, the pace of technological development, and government regulation. Challenges facing companies in the information technology sector include distressed cash flows due to the need to commit substantial capital to meet increasing competition, particularly in formulating new

products and services using new technology, technological innovations that make existing products and services obsolete, and satisfying consumer demand.

### **Real Estate Sector Risk**

REITs are securities that invest substantially all of their assets in real estate, trade like stocks and may qualify for special tax considerations. Investments in REITs subject a Fund to risks associated with the direct ownership of real estate. Market conditions or events affecting the overall market for real estate and REITs, such as declining property values or rising interest rates, could have a negative impact on the real estate market and the value of REITs in general. The real estate sector also includes real estate management and development companies. As the demand for, or prices of, real estate increase, the value of a Fund's investments generally would be expected to also increase. Conversely, declines in the demand for, or prices of, real estate generally would be expected to contribute to declines in the value of the real estate market and REITs. Such declines may occur quickly and without warning and may negatively impact the value of a Fund and your investment.

### **Telecommunications Sector Risk**

The telecommunications sector includes, for example, wireless and fixed-line telecommunications service providers and companies that provide high-density data transmission services through high bandwidth or fiber-optic cable networks. The telecommunications industry is characterized by increasing competition and regulation by various regulatory authorities. Challenges facing companies in the telecommunications sector include distressed cash flows due to the need to commit substantial capital to meet increasing competition, particularly in formulating new products and services using new technology, technological innovations that make existing products and services obsolete, and satisfying consumer demand.

### **Utilities Sector Risk**

The utilities sector includes, for example, electric, gas, and water utilities and renewable energy companies. This sector is subject to a number of risks, including decreases in the demand for utility company products and services, increased competition resulting from deregulation, and rising energy costs. The utilities sector also is typically sensitive to changes in interest rates. Any of these events could cause the utilities sector to underperform other sectors or the market as a whole and, thus, adversely affect a Fund's investment performance.

### **Shares of the Funds May Trade at Prices Other Than NAV**

As with all ETFs, Fund shares may be bought and sold in the secondary market at market prices. Although it is expected that the market price of the shares of a Fund will not materially differ from a Fund's NAV, there may be times when the market price and the NAV vary significantly, including due to timing reasons, perceptions about the NAV, supply and demand of a Fund's shares (including disruptions in the creation/redemption process), during periods of market volatility and/or other factors. Because securities held by the Funds trade on foreign exchanges that are closed when the Funds' primary listing exchange is open, there are likely to be deviations between the current price of an underlying security and the security's last quoted price from the closed foreign market. This may result in premiums and discounts that are greater than those experienced by domestic ETFs. Thus, you may pay more (or less) than NAV when you buy shares of a Fund in the secondary market, and you may receive more (or less) than NAV when you sell those shares in the secondary market. If an investor purchases Fund shares at a time when the market price is at a premium to the NAV of the Fund's shares or sells at a time when the market price is at a discount to the NAV of the Fund's shares, an investor may sustain losses.

### **Stock Connect Risks**

*Quota limitations risk.* Stock Connect is subject to daily quota limitations on investments, which may restrict the Fund's ability to invest in China A-Shares through Stock Connect on a timely basis, and the Fund may not be able to effectively pursue its investment policies.

*Suspension risk.* SEHK, SSE and SZSE reserve the right to suspend trading if necessary for ensuring an orderly and fair market and managing risks prudently which could adversely affect the Fund's ability to access the PRC market.

*Differences in trading day.* Stock Connect only operates on days when both the PRC and Hong Kong markets are open for trading and when banks in both markets are open on the corresponding settlement days. So it is possible that there are occasions when it is a normal trading day for the PRC market but Hong Kong investors (such as the Fund) cannot carry out any China A-Shares trading. The Fund may be subject to a risk of price fluctuations in China A-Shares during the time when Stock Connect is not trading as a result.

*Restrictions on selling imposed by front-end monitoring.* PRC regulations require that before an investor sells any share, there should be sufficient shares in the account; otherwise SSE or SZSE will reject the sell order concerned. SEHK will carry out pre-trade checking on China A-Shares sell orders of its participants (*i.e.*, the stock brokers) to ensure there is no over-selling.

*Clearing settlement and custody risks.* HKSCC and ChinaClear establish the clearing links and each is a participant of each other to facilitate clearing and settlement of cross-boundary trades. As the national central counterparty of the PRC's securities market, ChinaClear operates a comprehensive network of clearing, settlement and stock holding infrastructure. ChinaClear has established a risk management framework and measures that are approved and supervised by the CSRC. The chances of a ChinaClear default are considered to be remote.

Should the remote event of a ChinaClear default occur and ChinaClear be declared as a defaulter, HKSCC will, in good faith, seek recovery of the outstanding stocks and monies from ChinaClear through available legal channels or through ChinaClear's liquidation. In that event, the Fund may suffer a delay in the recovery process or may not be able to fully recover its losses from ChinaClear.

The China A-Shares traded through Stock Connect are issued in scriptless form, so investors, such as the Fund, will not hold any physical China A-Shares. Hong Kong and overseas investors, such as the Fund, who have acquired Mainland Securities through Northbound trading should maintain the Mainland Securities with their brokers' or custodians' stock accounts with the Central Clearing and Settlement System operated by HKSCC for the clearing securities listed or traded on SEHK.

*Nominee arrangements in holding China A-Shares.* HKSCC is the "nominee holder" of the Mainland Securities acquired by overseas investors (including the Fund) through Stock Connect. The CSRC Stock Connect rules expressly provided that investors enjoy the rights and benefits of the Mainland Securities acquired through Stock Connect in accordance with applicable laws. The CSRC has clarified that (i) the concept of nominee shareholding is recognized in China, (ii) overseas investors shall hold Mainland Securities through HKSCC and are entitled to proprietary interests in such securities as shareholders, (iii) China law does not expressly provide for a beneficial owner under the nominee holding structure to bring legal proceedings, nor does it prohibit a beneficial owner from doing so, (iv) as long as certification issued by HKSCC is treated as lawful proof of a beneficial owner's holding of Mainland Securities under the Hong Kong Special Administrative Region law, it would be fully respected by CSRC, and (v) as long as an overseas investor can provide evidential proof of direct interest as a beneficial owner, the investor may take legal actions in its own name in PRC courts.

Under the rules of the Central Clearing and Settlement System operated by HKSCC for the clearing of securities listed or traded on SEHK, HKSCC as nominee holder shall have no obligation to take any legal action or court proceeding to enforce any rights on behalf of the investors in respect of the Mainland Securities in the PRC or elsewhere. Therefore, although the Fund's ownership may be ultimately recognized and the HKSCC confirmed that it is prepared to provide assistance to the beneficial owners of Mainland Securities where necessary, the Fund may suffer difficulties or delays in enforcing their rights in China A-Shares. Moreover, whether PRC courts will accept the legal action independently initiated by the overseas investor with the certification of holding Mainland Securities issued by HKSCC has yet to be tested.

*China A-Share market suspension risks.* China A-Shares may only be bought or sold where the relevant A-Shares are traded on the SSE or the SZSE, as appropriate. Given that the A-Share market is considered volatile and unstable (with the risk of suspension of a particular stock, and/or the whole market, and/or government intervention), the subscription and redemption of shares may also be disrupted. An Authorized Participant is unlikely to redeem or subscribe shares if it considers that A-Shares may not be available.

*Investor compensation.* Investments of the Fund through Northbound trading under Stock Connect will not be covered by Hong Kong's Investor Compensation Fund. Hong Kong's Investor Compensation Fund is established to pay compensation to investors of any nationality who suffer pecuniary losses as a result of default of a licensed intermediary or authorised financial institution in relation to exchange-traded products in Hong Kong.

Since default matters in Northbound trading via Stock Connect do not involve products listed or traded in SEHK or Hong Kong Futures Exchange Limited, they will not be covered by the Investor Compensation Fund. On the other hand, since the Fund is carrying out Northbound trading through securities brokers in Hong Kong but not PRC brokers, therefore it is not protected by the China Securities Investor Protection Fund in the PRC.

*Trading costs.* In addition to paying trading fees and stamp duties in connection with China A-Share trading, the Fund may be subject to new portfolio fees, dividend tax and tax concerned with income arising from stock transfers which are yet to be determined by the relevant authorities.

*Operational risk.* Stock Connect provides a new channel for investors from Hong Kong and overseas, such as the Fund, to access the China stock market directly. Stock Connect is premised on the functioning of the operational systems of the relevant market participants. Market participants are able to participate in this program subject to meeting certain information technology capability, risk management and other requirements as may be specified by the relevant exchange and/or clearing house.

The securities regimes and legal systems of the two markets differ significantly and in order for the trial program to operate, market participants may need to address issues arising from the differences on an on-going basis. Further, the “connectivity” in Stock Connect program requires routing of orders across the border. This requires the development of new information technology systems on the part of the SEHK and exchange participants (*i.e.*, a new order routing system (“China Stock Connect System”) to be set up by SEHK to which exchange participants need to connect). There is no assurance that the systems of the SEHK and market participants will function properly or will continue to be adapted to changes and developments in both markets. In the event that the relevant systems failed to function properly, trading in both markets through the program could be disrupted. The Fund’s ability to access the China A-Share market (and hence to pursue their investment strategy) will be adversely affected.

*Regulatory risk.* The CSRC Stock Connect rules are departmental regulations having legal effect in the PRC. However, the application of such rules is untested, and there is no assurance that PRC courts will recognize such rules, *e.g.*, in liquidation proceedings of PRC companies.

Stock Connect is novel in nature and is subject to regulations promulgated by regulatory authorities and implementation rules made by the stock exchanges in the PRC and Hong Kong. Further, new regulations may be promulgated from time to time by the regulators in connection with operations and cross-border legal enforcement in connection with cross-border trades under Stock Connect.

The regulations are untested so far and there is no certainty as to how they will be applied. Moreover, the current regulations are subject to change. There can be no assurance that Stock Connect will not be abolished. The Fund which may invest in the PRC markets through Stock Connect may be adversely affected as a result of such changes.

### **Tax Risk in China**

Uncertainties in PRC tax rules governing taxation of income and gains from investments in A-Shares via Stock Connect could result in unexpected tax liabilities for the Fund. The Fund’s investments in securities, including A-Shares, issued by PRC companies may cause the Fund to become subject to withholding and other taxes imposed by the PRC.

If the Fund were considered to be a tax resident of the PRC, it would be subject to PRC corporate income tax at the rate of 25% on its worldwide taxable income. If the Fund were considered to be a non-resident enterprise with a “permanent establishment” in the PRC, it would be subject to PRC corporate income tax of 25% on the profits attributable to the permanent establishment. The Adviser and Sub-Adviser intend to operate the Fund in a manner that will prevent it from being treated as a tax resident of the PRC and from having a permanent establishment in the PRC. It is possible, however, that the PRC could disagree with that conclusion or that changes in PRC tax law could affect the PRC corporate income tax status of the Fund.

The PRC generally imposes withholding income tax at a rate of 10% on dividends, premiums, interest and capital gains originating in the PRC and paid to a company that is not a resident of the PRC for tax purposes and that has no permanent establishment in China. The withholding is in general made by the relevant PRC tax resident company making such payments. In the event the relevant PRC tax resident company fails to withhold the relevant PRC withholding income tax or otherwise fails to pay the relevant withholding income tax to the PRC tax authorities, the competent PRC tax authorities may, at their sole discretion, impose tax obligations on the Fund.

The Ministry of Finance of the PRC, the State Administration of Taxation of the PRC and the CSRC (collectively, the “PRC Tax Authorities”) issued the “Notice on the Pilot Program of Shanghai-Hong Kong Stock Connect” Caishui [2014] No.81 (Notice 81), on October 31, 2014, which states that the capital gain from disposal of A-Shares by foreign investors enterprises via the Shanghai-Hong Kong Stock Connect program will be temporarily exempt



from withholding income tax. Notice 81 also states that the dividends derived from A-Shares by foreign investor enterprises is subject to 10% withholding income tax.

The PRC Tax Authorities issued the “Notice on the Pilot Program of Shenzhen-Hong Kong Stock Connect” Caishui [2016] No.127 (Notice 127)” on November 5, 2016, which states that the capital gain from disposal of A-Shares by foreign investors enterprises via the Shenzhen-Hong Kong Stock Connect program will be temporarily exempt from withholding income tax. Notice 127 also states that the dividends derived from A-Shares by foreign investor enterprises is subject to 10% withholding income tax.

There is no indication of how long the temporary exemption will remain in effect and the Fund may be subject to such withholding income tax in the future. If, in the future, China begins applying tax rules regarding the taxation of income from investments through Stock Connect and/or begins collecting capital gains taxes on such investments, the Fund could be subject to withholding income tax liability if the Fund determines that such liability cannot be reduced or eliminated by applicable tax treaties. The PRC Tax Authorities may, in the future, issue further guidance in this regard and with potential retrospective effect. The negative impact of any such tax liability on the Fund’s return could be substantial.

In light of the uncertainty as to how gains or income that may be derived from the Fund’s investments in the PRC will be taxed, the Fund reserves the right to provide for withholding tax on such gains or income and withhold tax for the account of the Fund. Withholding tax may already be withheld at a broker/custodian level.

Any tax provision, if made, will be reflected in the NAV of the Fund at the time of debit or release of such provision and thus will impact shares which remain in the Fund at the time of debit or release of such provision. If the actual applicable tax levied by PRC tax authorities is greater than that provided for by the Fund so that there is a shortfall in the tax provision amount, investors should note that the NAV of the Fund may suffer more than the tax provision amount as the Fund will ultimately have to bear the additional tax liabilities. In this case, the then existing and new investors will be disadvantaged. On the other hand, if the actual applicable tax levied by PRC tax authorities is less than that provided for by the Fund so that there is an excess in the tax provision amount, investors who have redeemed Fund shares before the PRC tax authorities’ ruling, decision or guidance in this respect will be disadvantaged as they would have borne the loss from the Fund’s overprovision. In this case, the then existing and new investors may benefit if the difference between the tax provision and the actual taxation liability can be returned to the account of the Fund as assets thereof. In case of having excess in the tax provision amount (for example, the actual applicable tax levied by PRC tax authorities is less than the tax provision amount or due to a change in provisioning by the Fund), such excess shall be treated as property of the Fund and investors who have already transferred or redeemed their shares in the Fund will not be entitled or have any right to claim any part of the amount representing the excess.

Stamp duty under the PRC laws generally applies to the execution and receipt of taxable documents, which include contracts for the sale of A-Shares traded on PRC stock exchanges. In the case of such contracts, the stamp duty is currently imposed on the seller but not on the purchaser, at the rate of 0.1%. While overseas investors currently are exempt from value added taxes (currently at the rate of 6%) on capital gains derived from trading of A-Shares through Stock Connect, the PRC tax rules could be changed which could result in unexpected tax liabilities for the Fund. In addition, urban maintenance and construction tax (currently at rates ranging from 1% to 7%), educational surcharge (currently at the rate of 3%) and local educational surcharge (currently at the rate of 2%) (collectively, the “surtaxes”) are imposed based on value added tax liabilities, so if the Fund were liable for value added tax it would also be required to pay the applicable surtaxes.

The PRC rules for taxation of Stock Connect are evolving and certain of the tax regulations to be issued by the PRC State Administration of Taxation and/or PRC SAFE to clarify the subject matter may apply retrospectively, even if such rules are adverse to the Fund and its investors. The imposition of such taxes, particularly on a retrospective basis, could have a material adverse effect on the Fund’s returns. Before further guidance is issued and is well established in the administrative practice of the PRC tax authorities, the practices of the PRC tax authorities that collect PRC taxes relevant to the Fund may differ from, or be applied in a manner inconsistent with, the practices with respect to the analogous investments described herein or any further guidance that may be issued. The value of the Fund’s investment in the PRC and the amount of its income and gains could be adversely affected by an increase in tax rates or change in the taxation basis.

The above information is only a general summary of the potential PRC tax consequences that may be imposed on the Fund and its investors either directly or indirectly and should not be taken as a definitive, authoritative or comprehensive statement of the relevant matter. Investors should seek their own tax advice on their tax position with regard to their investment in the Fund.



The PRC government has implemented a number of tax reform policies in recent years. The current tax laws and regulations may be revised or amended in the future. Any revision or amendment in tax laws and regulations may affect the after-taxation profit of PRC companies and foreign investors in such companies, such as the Fund.

### **Additional Non-Principal Risk Information**

**Trading.** Although each Fund's shares are listed for trading on NYSE Arca, Inc., NASDAQ or BATS Exchange, Inc. (each a "Listing Exchange") and may be listed or traded on U.S. and non-U.S. stock exchanges other than the Listing Exchange, there can be no assurance that an active trading market for such shares will develop or be maintained. The trading market in a Fund's shares may become less liquid in response to deteriorating liquidity in the markets for a Fund's holdings or due to irregular trading activity in the markets. Trading in shares may be halted due to market conditions or for reasons that, in the view of the Listing Exchange, make trading in shares inadvisable. In addition, trading in shares on the Listing Exchange is subject to trading halts caused by extraordinary market volatility pursuant to Listing Exchange "circuit breaker" rules. There can be no assurance that the requirements of the Listing Exchange necessary to maintain the listing of a Fund will continue to be met or will remain unchanged or that Fund shares will trade with any volume, or at all, on any stock exchange.

**Costs of Buying or Selling Shares.** Investors buying or selling Fund shares in the secondary market will pay brokerage commissions or other charges imposed by brokers, as determined by that broker. Brokerage commissions are often a fixed amount and may be a significant proportional cost for investors seeking to buy or sell relatively small amounts of Fund shares. In addition, secondary market investors will also incur the cost of the difference between the price that an investor is willing to buy shares (the "bid" price) and the price at which an investor is willing to sell shares (the "ask" price). This difference in bid and ask prices is often referred to as the "spread" or "bid/ask spread." The bid/ask spread varies over time for shares based on trading volume and market liquidity (including for the underlying securities held by a Fund), and is generally lower if a Fund's shares have more trading volume and market liquidity and higher if a Fund's shares have little trading volume and market liquidity. Further, a relatively small investor base in a Fund, asset swings in a Fund and/or increased market volatility may cause increased bid/ask spreads. Shares of the Funds, similar to shares of other issuers listed on a stock exchange, may be sold short and are therefore subject to the risk of increased volatility associated with short selling. Due to the costs of buying or selling Fund shares, including bid/ask spreads, frequent trading of Fund shares may significantly reduce investment results and an investment in shares may not be advisable for investors who anticipate regularly making small investments.

**Securities Lending.** Although the Funds are indemnified by the Funds' lending agent for losses incurred in connection with a borrower's default with respect to a loan, the Funds bear the risk of loss of investing cash collateral and may be required to make payments to a borrower upon return of loaned securities if invested collateral has declined in value. Furthermore, because of the risks in delay of recovery, a Fund may lose the opportunity to sell the securities at a desirable price, and the Fund will generally not have the right to vote securities while they are being loaned. These events could also trigger negative tax consequences for a Fund.

**Authorized Participants, Market Makers and Liquidity Providers Concentration Risk.** The Funds have a limited number of financial institutions that may act as Authorized Participants ("APs"). In addition, there may be a limited number of market makers and/or liquidity providers in the marketplace. To the extent either of the following events occur, Fund shares may trade at a prolonged and material premium or discount to NAV (or not trade at all) and possibly face trading halts and/or delisting: (i) APs exit the business, have a business disruption (including through the types of disruptions described under "Cyber Security Risk" and "Operational Risk") or otherwise become unable or unwilling to process creation and/or redemption orders and no other APs step forward to perform these services, or (ii) market makers and/or liquidity providers exit the business, have a business disruption (including through the types of disruptions described under "Cyber Security Risk" and "Operational Risk") or significantly reduce their business activities and no other entities step forward to perform their functions.

This risk may be heightened for Funds that invest in markets that require foreign securities settlement and/or because Authorized Participants may be required to post collateral in relation to securities settlement, which only certain Authorized Participants may be able to do.

### **Portfolio Holdings Information**

Information about each Fund's daily portfolio holdings is available at [www.wisdomtree.com](http://www.wisdomtree.com). In addition, each Fund discloses its complete portfolio holdings as of the end of its fiscal year (March 31) and its second fiscal quarter (September 30) in its reports to shareholders. Each Fund files its complete portfolio holdings as of the end of its first and third fiscal quarters (June 30 and December 31, respectively) with the SEC on Form N-Q no later than 60 days after the relevant fiscal period. You can find the SEC filings on the SEC's website, [www.sec.gov](http://www.sec.gov). A summarized

description of each Fund's policies and procedures with respect to the disclosure of each Fund's portfolio holdings is available in the Trust's Statement of Additional Information ("SAI").

## Management

### Investment Adviser

As investment adviser, WisdomTree Asset Management has overall responsibility for the general management and administration of the Trust and each of its separate investment portfolios called “Funds.” WisdomTree Asset Management is a registered investment adviser with offices located at 245 Park Avenue, 35th Floor, New York, New York 10167, and is a leader in ETF management. As of June 30, 2017, WisdomTree Asset Management had assets under management totaling approximately \$43.2 billion. WisdomTree Investments\* is the parent company of WisdomTree Asset Management. WisdomTree Asset Management provides an investment program for each Fund. The Adviser provides proactive oversight of the Sub-Adviser, defined below, daily monitoring of the Sub-Adviser’s buying and selling of securities for each Fund, and regular review of the Sub-Adviser’s performance. In addition, the Adviser arranges for sub-advisory, transfer agency, custody, fund administration, securities lending, and all other non-distribution related services necessary for the Funds to operate.

\* “WisdomTree” is a registered mark of WisdomTree Investments and has been licensed for use by the Trust. WisdomTree Investments has patent applications pending on the methodology and operation of its Indexes and the Funds.

For the fiscal year ended March 31, 2017, the Funds paid advisory fees to the Adviser, as a percentage of average daily net assets, in the amounts listed below.

Name of Fund	Management Fee
International Equity Fund	0.48%
International High Dividend Fund	0.58%
International LargeCap Dividend Fund	0.48%
International MidCap Dividend Fund	0.58%
International SmallCap Dividend Fund	0.58%
International Dividend ex-Financials Fund	0.58%
International Quality Dividend Growth Fund	0.48% <sup>(1)</sup>
Europe Quality Dividend Growth Fund	0.58%
Europe SmallCap Dividend Fund	0.58%
Japan SmallCap Dividend Fund	0.58%
Australia Dividend Fund	0.58%
Japan Hedged Equity Fund	0.48%
Japan Hedged Quality Dividend Growth Fund	0.48% <sup>(2)</sup>
Japan Hedged SmallCap Equity Fund	0.58%
Japan Hedged Financials Fund	0.48%
Japan Hedged Real Estate Fund	0.48%
Japan Hedged Capital Goods Fund	0.48%
Japan Hedged Health Care Fund	0.48%
Global ex-U.S. Hedged Dividend Fund	0.44%
Global ex-U.S. Hedged Real Estate Fund	0.58% <sup>(2)</sup>
Europe Hedged Equity Fund	0.58%
Europe Hedged SmallCap Equity Fund	0.58%
United Kingdom Hedged Equity Fund	0.48%
Germany Hedged Equity Fund	0.48%
International Hedged Quality Dividend Growth Fund	0.58%
Global High Dividend Fund	0.58%
Global ex-U.S. Quality Dividend Growth Fund	0.58%
Global ex-U.S. Real Estate Fund	0.58%
Asia Pacific ex-Japan Fund	0.48%
Emerging Markets High Dividend Fund	0.63%
Emerging Markets SmallCap Dividend Fund	0.63%

Name of Fund	Management Fee
Emerging Markets Consumer Growth Fund	0.63% <sup>(3)</sup>
Emerging Markets Quality Dividend Growth Fund	0.63% <sup>(3)</sup>
Emerging Markets ex-State-Owned Enterprises Fund	0.58% <sup>(3)</sup>
India Earnings Fund	0.83%
Middle East Dividend Fund	0.88%
China ex-State-Owned Enterprises Fund	0.63% <sup>(3)</sup>

<sup>(1)</sup> WisdomTree Asset Management, Inc. has contractually agreed to limit the Management Fee to 0.38% through July 31, 2018, unless earlier terminated by the Board of Trustees of the Trust for any reason at any time.

<sup>(2)</sup> WisdomTree Asset Management, Inc. has contractually agreed to limit the Management Fee to 0.43% through July 31, 2018, unless earlier terminated by the Board of Trustees of the Trust for any reason at any time.

<sup>(3)</sup> WisdomTree Asset Management, Inc. has contractually agreed to limit the Management Fee to 0.32% through July 31, 2018, unless earlier terminated by the Board of Trustees of the Trust for any reason at any time.

Under the Investment Advisory Agreement for each Fund, WisdomTree Asset Management has agreed to pay generally all expenses of each Fund, subject to certain exceptions. For a detailed description of the Investment Advisory Agreement for each Fund, please see the “Management of the Trust” section of the SAI. Pursuant to a separate contractual arrangement, WisdomTree Asset Management arranges for the provision of chief compliance officer (“CCO”) services with respect to each Fund, and is liable and responsible for, and administers, payments to the CCO, the Independent Trustees and counsel to the Independent Trustees. WisdomTree Asset Management receives a fee of up to 0.0044% of each Fund’s average daily net assets for providing such services and paying such expenses. WisdomTree Asset Management provides CCO services to the Trust.

Except as noted below, the basis for the Board of Trustees’ approval of the Funds’ Investment Advisory Agreements is available in the Trust’s Semi-Annual Report to Shareholders for the period ended September 30, 2016. The basis for the Board of Trustees’ approval of the Investment Advisory Agreement, with respect to the International Hedged Quality Dividend Growth Fund, is available in the Trust’s Annual Report to Shareholders dated March 31, 2017.

### Sub-Adviser

Mellon Capital Management Corporation (“Mellon Capital”) is responsible for the day-to-day management of the Funds. Mellon Capital, a registered investment adviser, is a leading innovator in the investment industry and manages global quantitative-based investment strategies for institutional and private investors. Its principal office is located at 50 Fremont Street, San Francisco, California 94105. As of June 30, 2017, Mellon Capital had assets under management totaling approximately \$352 billion. Mellon Capital is a wholly-owned indirect subsidiary of The Bank of New York Mellon Corporation, a publicly traded financial holding company. Mellon Capital chooses each Fund’s portfolio investments and places orders to buy and sell the portfolio investments. WisdomTree Asset Management pays Mellon Capital for providing sub-advisory services to the Funds.

Except as noted below, the basis for the Board of Trustees’ approval of the Funds’ Investment Sub-Advisory Agreements is available in the Trust’s Semi-Annual Report to Shareholders for the period ended September 30, 2016. The basis for the Board of Trustees’ approval of the Investment Sub-Advisory Agreement, with respect to the International Hedged Quality Dividend Growth Fund, is available in the Trust’s Annual Report to Shareholders dated March 31, 2017.

WisdomTree Asset Management, as the investment adviser for the Funds, may hire one or more sub-advisers to oversee the day-to-day activities of the Funds. The sub-advisers are subject to oversight by WisdomTree Asset Management. WisdomTree Asset Management and the Trust have received an exemptive order from the SEC that permits WisdomTree Asset Management, with the approval of the Independent Trustees of the Trust, to retain unaffiliated investment sub-advisers for each Fund, without submitting the sub-advisory agreement to a vote of the Fund’s shareholders. The Trust will notify shareholders in the event of any change in the identity of such sub-adviser or sub-advisers. WisdomTree Asset Management has ultimate responsibility for the investment performance of the Funds due to its responsibility to oversee each sub-adviser and recommend their hiring, termination and replacement. WisdomTree Asset Management is not required to disclose fees paid to any sub-adviser retained pursuant to the order.

### Portfolio Managers

Each Fund is managed by Mellon Capital’s Equity Portfolio Management team. The individual members of the team jointly and primarily responsible for the day-to-day management of the Funds’ portfolios are described below.

Ms. Karen Q. Wong, CFA, a Managing Director and Head of Equity Portfolio Management, has been with Mellon Capital since June 2000. Ms. Wong heads a team of portfolio managers responsible for overseeing all passive equity funds, including ETFs. She is responsible for refinement and implementation of the equity portfolio management process. She is a member of the Senior Management Committee, Investment Management Committee, Risk Management Committee, Fiduciary Committee, and Trade Management Oversight Committee. Prior to joining Mellon Capital, Ms. Wong worked as a security analyst at Redwood Securities. Ms. Wong attained the Chartered Financial Analyst designation. She graduated with a B.A. from San Francisco State University, and obtained an M.B.A. in Finance from San Francisco State University. Ms. Wong is a member of the CFA Institute and the CFA Society of San Francisco. She is also a member of the S&P Index Advisory Panel and Russell Index Advisory Board.

Mr. Richard A. Brown, CFA, a Managing Director and Senior Portfolio Manager, Equity Portfolio Management, has been with Mellon Capital since August 1995. Mr. Brown heads a team of portfolio managers covering domestic and international passive equity funds. He is responsible for refinement and implementation of the equity portfolio management process. Mr. Brown attained the Chartered Financial Analyst designation. Mr. Brown graduated with an M.B.A. from California State University at Hayward and is a member of the CFA Institute and the CFA Society of San Francisco. He has over 21 years of investment experience.

Mr. Thomas J. Durante, CFA, a Managing Director and Senior Portfolio Manager, Equity Portfolio Management, has been with Mellon Capital since January 2000. Mr. Durante heads a team of portfolio managers covering domestic and international index portfolios. He is responsible for refinement and implementation of the equity portfolio management process. Prior to joining Mellon Capital, Mr. Durante worked in the fund accounting department for The Dreyfus Corporation. Mr. Durante attained the Chartered Financial Analyst designation. Mr. Durante graduated with a B.A. in Accounting from Fairfield University and is a member of the CFA Institute and the CFA Society of Pittsburgh. He has over 34 years of investment experience.

The Funds' SAI provides additional information about the Portfolio Managers' compensation, other accounts managed by the Portfolio Managers, and the Portfolio Managers' ownership of shares in the Funds.



## Additional Information on Buying and Selling Fund Shares

Most investors will buy and sell shares of the Funds through brokers. Shares of the Funds trade on the Listing Exchange and elsewhere during the trading day and can be bought and sold throughout the trading day like other shares of publicly traded securities. When buying or selling shares through a broker, most investors will incur customary brokerage commissions and charges. Shares of the Funds trade under the trading symbols listed on the cover of this Prospectus.

### Share Trading Prices

Transactions in Fund shares will be priced at NAV only if you are an institutional investor (*e.g.*, broker-dealer) that has signed an agreement with the Distributor (as defined below) and you thereafter purchase or redeem shares directly from a Fund in Creation Units. As with other types of securities, the trading prices of shares in the secondary market can be affected by market forces such as supply and demand, economic conditions and other factors. The price you pay or receive when you buy or sell your shares in the secondary market may be more or less than the NAV of such shares.

The approximate value of shares of each Fund, also known as the “indicative optimized portfolio value” or IOPV, is disseminated every 15 seconds throughout the trading day by the Listing Exchange or by other information providers. This approximate value should not be viewed as a “real-time” update of the Funds’ NAV because the approximate value may not be calculated in the same manner as the NAV, which is computed once per day. The approximate value generally is determined by using current market quotations, price quotations obtained from broker-dealers that may trade in the securities and instruments held by the Funds, and/or amortized cost for securities with remaining maturities of 60 days or less, based on securities and/or cash as reflected in the basket for a Creation Unit. If applicable, each approximate value also reflects changes in currency exchange rates between the U.S. dollar and the applicable currency. The approximate value is based on applicable quotes or closing prices from the securities’ local market and may not reflect events that occur subsequent to the local market’s close. The approximate value does not necessarily reflect the precise composition of the current portfolio of securities held by the Fund at a particular point in time (*e.g.*, the securities in the basket for a Creation Unit may include securities that are not part of the Fund’s portfolio) or the precise valuation of the current portfolio. The Funds, the Adviser and their affiliates are not involved in, or responsible for, the calculation or dissemination of the approximate value and make no warranty as to its accuracy.

### Determination of Net Asset Value

The NAV of each Fund’s shares is calculated each day the national securities exchanges are open for trading as of the close of regular trading on the Listing Exchange, generally 4:00 p.m. New York time (the “NAV Calculation Time”). NAV per share is calculated by dividing a Fund’s net assets by the number of Fund shares outstanding.

In calculating its NAV, a Fund generally values: (i) equity securities (including preferred stock) traded on any recognized U.S. or non-U.S. exchange at the last sale price or official closing price on the exchange or system on which they are principally traded; (ii) unlisted equity securities (including preferred stock) at the last quoted sale price or, if no sale price is available, at the mean between the highest bid and lowest ask price; and (iii) fixed income securities at current market quotations or mean prices obtained from broker-dealers or independent pricing service providers. In addition, a Fund may invest in money market funds which are valued at their NAV per share and affiliated ETFs which are valued at their last sale or official closing price on the exchange on which they are principally traded or at their NAV per share in instances where the affiliated ETF has not traded on its principal exchange.

Fair value pricing is used by the Funds when reliable market valuations are not readily available or are not deemed to reflect current market values. Securities that may be valued using “fair value” pricing may include, but are not limited to, securities for which there are no current market quotations or whose issuer is in default or bankruptcy, securities subject to corporate actions (such as mergers or reorganizations), securities subject to non-U.S. investment limits or currency controls, and securities affected by “significant events.” An example of a significant event is an event occurring after the close of the market in which a security trades but before a Fund’s next NAV Calculation Time that may materially affect the value of the Fund’s investment (*e.g.*, government action, natural disaster, or significant market fluctuation). When fair-value pricing is employed, the prices of securities used by a Fund to calculate its NAV may differ from quoted or published prices for the same securities.

### Dividends and Distributions

The Funds intend to pay out dividends on a quarterly basis. Nonetheless, a Fund may not make a dividend payment every quarter.

Each Fund intends to distribute its net realized capital gains to investors annually. The Funds occasionally may be required to make supplemental distributions at some other time during the year. Distributions in cash may be reinvested automatically in additional whole shares only if the broker through whom you purchased shares makes such option available. Your broker is responsible for distributing the income and capital gain distributions to you.

### **Book Entry**

Shares of the Funds are held in book-entry form, which means that no stock certificates are issued. The Depository Trust Company (“DTC”) or its nominee is the record owner of all outstanding shares of each Fund.

Investors owning shares of the Funds are beneficial owners as shown on the records of DTC or its participants. DTC serves as the securities depository for all shares of the Funds. Participants include DTC, securities brokers and dealers, banks, trust companies, clearing corporations, and other institutions that directly or indirectly maintain a custodial relationship with DTC. As a beneficial owner of shares, you are not entitled to receive physical delivery of stock certificates or to have shares registered in your name, and you are not considered a registered owner of shares. Therefore, to exercise any right as an owner of shares, you must rely upon the procedures of DTC and its participants. These procedures are the same as those that apply to any securities that you hold in book-entry or “street name” form. Your broker will provide you with account statements, confirmations of your purchases and sales, and tax information.

### **Delivery of Shareholder Documents – Householding**

Householding is an option available to certain investors of the Funds. Householding is a method of delivery, based on the preference of the individual investor, in which a single copy of certain shareholder documents can be delivered to investors who share the same address, even if their accounts are registered under different names. Householding for the Funds is available through certain broker-dealers. If you are interested in enrolling in householding and receiving a single copy of prospectuses and other shareholder documents, please contact your broker-dealer. If you are currently enrolled in householding and wish to change your householding status, please contact your broker-dealer.

### **Frequent Purchases and Redemptions of Fund Shares**

The Funds have adopted policies and procedures with respect to frequent purchases and redemptions of Creation Units of Fund shares. Since the Funds are ETFs, only a few institutional investors (known as “Authorized Participants”) are authorized to purchase and redeem shares directly from the Funds. Because purchase and redemption transactions with Authorized Participants are an essential part of the ETF process and may help keep ETF trading prices in line with NAV, each Fund accommodates frequent purchases and redemptions by Authorized Participants. Frequent purchases and redemptions for cash may increase index tracking error and portfolio transaction costs and may lead to the realization of capital gains. Frequent in-kind creations and redemptions generally do not give rise to these concerns. Each Fund reserves the right to reject any purchase order at any time. Each Fund reserves the right to impose restrictions on disruptive, excessive, or short-term trading.

### **Investments by Investment Companies**

Section 12(d)(1) of the Investment Company Act of 1940 restricts investments by investment companies in the securities of other investment companies, including shares of each Fund. Registered investment companies are permitted to invest in the Funds beyond the limits set forth in section 12(d)(1) subject to certain terms and conditions set forth in an SEC exemptive order issued to the Trust, including that such investment companies enter into an agreement with the Funds.

## Additional Tax Information

The following discussion is a summary of some important U.S. federal income tax considerations generally applicable to investments in the Funds. Your investment in a Fund may have other tax implications. Please consult your tax advisor about the tax consequences of an investment in Fund shares, including the possible application of foreign, state, and local tax laws.

Each Fund intends to qualify each year for treatment as a regulated investment company. If it meets certain minimum distribution requirements, a regulated investment company is not subject to tax at the fund level on income and gains from investments that are timely distributed to shareholders. However, a Fund's failure to qualify as a regulated investment company or to meet minimum distribution requirements would result (if certain relief provisions were not available) in fund-level taxation and consequently a reduction in income available for distribution to shareholders.

Unless you are a tax-exempt entity or your investment in Fund shares is made through tax-deferred retirement account, such as an individual retirement account, you need to be aware of the possible tax consequences when:

- A Fund makes distributions;
- You sell Fund shares; and
- You purchase or redeem Creation Units (institutional investors only).

### Taxes on Distributions

For federal income tax purposes, distributions of investment income are generally taxable as ordinary income or qualified dividend income. Taxes on distributions of capital gains (if any) are determined by how long a Fund owned the assets that generated them, rather than how long a shareholder has owned his or her Fund shares. Sales of assets held by a Fund for more than one year generally result in long-term capital gains and losses, and sales of assets held by a Fund for one year or less generally result in short-term capital gains and losses. Distributions of a Fund's net capital gain (the excess of net long-term capital gains over net short-term capital losses) that are properly reported by the Fund as capital gain dividends ("Capital Gain Dividends") will be taxable as long-term capital gains. For non-corporate shareholders, long-term capital gains are generally subject to tax at reduced rates. Distributions of short-term capital gain will generally be taxable as ordinary income. Distributions reported by a Fund as "qualified dividend income" are generally taxed to non-corporate shareholders at rates applicable to long-term capital gains, provided holding period and other requirements are met. "Qualified dividend income" generally is income derived from dividends paid by U.S. corporations or certain foreign corporations that are either incorporated in a U.S. possession or eligible for tax benefits under certain U.S. income tax treaties. In addition, dividends that the Fund received in respect of stock of certain foreign corporations may be qualified dividend income if that stock is readily tradable on an established U.S. securities market. However, to the extent a Fund lends its securities and receives substitute dividend payments, such payments are not expected to generate qualified dividend income when distributed to shareholders. Since each Fund's income is derived primarily from investments other than stock of U.S. corporations, it is not expected that dividends paid by the Fund will qualify for the dividends-received deduction for corporate shareholders.

In general, your distributions are subject to federal income tax for the year in which they are paid. Certain distributions paid in January, however, may be treated as paid on December 31 of the prior year. Distributions are generally taxable even if they are paid from income or gains earned by a Fund before your investment (and thus were included in the price you paid for your shares).

Dividends and distributions from the Funds and capital gain on the sale of Fund shares are generally taken into account in determining a shareholder's "net investment income" for purposes of the Medicare contribution tax applicable to certain individuals, estates and trusts.

A Fund may include cash when paying the redemption price for Creation Units in addition to, or in place of, the delivery of a basket of securities. A Fund may be required to sell portfolio securities in order to obtain the cash needed to distribute redemption proceeds. This may cause the Fund to recognize investment income and/or capital gains or losses that it might not have recognized if it had completely satisfied the redemption in-kind. As a result, the Fund may be less tax efficient if it includes such a cash payment than if the in-kind redemption process was used.

Distributions (other than Capital Gain Dividends) paid to individual shareholders that are neither citizens nor residents of the U.S. or to foreign entities will generally be subject to a U.S. withholding tax at the rate of 30%, unless a lower treaty rate applies. A Fund may, under certain circumstances, report all or a portion of a dividend as

an “interest related dividend” or a “short term capital gain dividend,” which would generally be exempt from this 30% U.S. withholding tax, provided certain other requirements are met.

The Funds (or financial intermediaries, such as brokers, through which shareholders own Fund shares) generally are required to withhold and to remit to the U.S. Treasury a percentage of the taxable distributions and the sale or redemption proceeds paid to any shareholder who fails to properly furnish a correct taxpayer identification number, who has under-reported dividend or interest income, or who fails to certify that he, she or it is not subject to such withholding.

### **Taxes When You Sell Fund Shares**

Any capital gain or loss realized upon a sale of Fund shares is generally treated as a long-term gain or loss if you held the shares you sold for more than one year. Any capital gain or loss realized upon a sale of Fund shares held for one year or less is generally treated as a short-term gain or loss, except that any capital loss on a sale of shares held for six months or less is treated as a long-term capital loss to the extent of Capital Gain Dividends paid with respect to such shares. The ability to deduct capital losses may be limited depending on your circumstances.

### **Taxes on Creation and Redemption of Creation Units**

An Authorized Participant having the U.S. dollar as its functional currency for U.S. federal income tax purposes that exchanges securities for Creation Units generally will recognize a gain or loss equal to the difference between (i) the sum of the market value of the Creation Units at the time of the exchange and any amount of cash received by the Authorized Participant in the exchange and (ii) the sum of the exchanger’s aggregate basis in the securities surrendered and any amount of cash paid for such Creation Units. A person who redeems Creation Units will generally recognize a gain or loss equal to the difference between the exchanger’s basis in the Creation Units and the sum of the aggregate U.S. dollar market value of the securities plus the amount of any cash received for such Creation Units. The Internal Revenue Service, however, may assert that a loss that is realized upon an exchange of securities for Creation Units may not be permitted to be currently deducted under the rules governing “wash sales” (for a person who does not mark-to-market their holdings), or on the basis that there has been no significant change in economic position.

Gain or loss recognized by an Authorized Participant upon an issuance of Creation Units in exchange for non-U.S. currency will generally be treated as ordinary income or loss. Gain or loss recognized by an Authorized Participant upon an issuance of Creation Units in exchange for securities, or upon a redemption of Creation Units, may be capital or ordinary gain or loss depending on the circumstances. Any capital gain or loss realized upon an issuance of Creation Units in exchange for securities will generally be treated as long-term capital gain or loss if the securities have been held for more than one year. Any capital gain or loss realized upon the redemption of a Creation Unit will generally be treated as long-term capital gain or loss if the Fund shares comprising the Creation Unit have been held for more than one year. Otherwise, such capital gains or losses are treated as short-term capital gains or losses.

A person subject to U.S. federal income tax with the U.S. dollar as its functional currency who receives non-U.S. currency upon a redemption of Creation Units and does not immediately convert the non-U.S. currency into U.S. dollars may, upon a later conversion of the non-U.S. currency into U.S. dollars, recognize any gains or losses resulting from fluctuations in the value of the non-U.S. currency relative to the U.S. dollar since the date of the redemption. Any such gains or losses will generally be treated as ordinary income or loss.

Persons exchanging securities or non-U.S. currency for Creation Units should consult their own tax advisors with respect to the tax treatment of any creation or redemption transaction and whether the wash sales rules apply and when a loss might be deductible. If you purchase or redeem Creation Units, you will be sent a confirmation statement showing how many Fund shares you purchased or redeemed and at what price.

### **Foreign Investments by the Fund**

Dividends, interest and other income received by a Fund with respect to foreign securities may give rise to withholding and other taxes imposed by foreign countries. Tax conventions between certain countries and the United States may reduce or eliminate such taxes. The Funds may need to file special claims for refunds to secure the benefits of a reduced rate. If as of the close of a taxable year more than 50% of the total assets of a Fund consist of stock or securities of foreign corporations, the Fund intends to elect to “pass through” to investors the amount of foreign income and similar taxes (including withholding taxes) paid by the Fund during that taxable year. If a Fund elects to “pass through” such foreign taxes, then investors will be considered to have received as additional income their respective shares of such foreign taxes, but may be entitled to either a corresponding tax deduction in calculating taxable income, or, subject to certain limitations, a credit in calculating federal income tax.

## **Taxes on the WisdomTree India Earnings Fund and India Investment Portfolio**

The WisdomTree India Earnings Fund (the “Fund”) invests in the WisdomTree India Investment Portfolio, Inc. (the “Portfolio”), a wholly-owned subsidiary organized in the Republic of Mauritius, which invests in Indian securities. The Portfolio is also advised by WisdomTree Asset Management and sub-advised by Mellon Capital. The Portfolio holds a tax residency certificate issued by the Mauritian Revenue authorities which entitles it to claim the benefits of the double taxation avoidance agreement entered between India and Mauritius (“tax treaty”). Since the Fund makes its investments through the Portfolio, a wholly owned subsidiary organized in the Republic of Mauritius, this structure should permit the Fund to benefit from the tax treaty subject to procedural compliances. The Supreme Court of India upheld the validity of this tax treaty in response to a lower court challenge contesting the treaty’s applicability to entities such as the Fund. In March 2012, the Indian Finance Minister introduced a new chapter to the Indian Income Tax Act, 1961 (“IT Act”), which included certain General Anti-Avoidance Rules (“GAAR”). The Finance Act, 2015 (“FB 2015”) amended the IT Act to defer the applicability of GAAR to financial years beginning on or after April 1, 2017. Further, all investments made into India up-to March 31, 2017 have been grandfathered and exempted from the applicability of GAAR (“2016 Protocol”) whereby purchases of Indian shares by Mauritius entities, made on or after April 1, 2017, will be subject to capital gains tax in India. The Central Board of Direct Taxes issued Circular No. 7 of 2017 (“GAAR Circular”) providing clarifications on implementation of GAAR by way of responses to queries raised by various stakeholders in the context of its applicability. The GAAR Circular specifically provides where a Foreign Portfolio Investor (such as the Portfolio) is located in a particular jurisdiction based on non-tax commercial reasons and the main purpose of the choice of location/residence of the Foreign Portfolio Investor is not to obtain a treaty benefit, the GAAR provisions will not be resorted to by the tax authorities. GAAR may lead to the imposition of tax liabilities and withholding obligations which may potentially affect the return received by Fund shareholders. In addition, during a transition period covering April 1, 2017 through March 31, 2019, the tax on capital gains arising for shares both acquired and sold during such transition period could potentially be limited to 50% of the applicable tax rates in India if certain conditions are met (as prescribed under the limitations of benefits clause). It is important to note that the 2016 Protocol only amends the capital gains article in relation to the taxation of shares. In other words, all other “securities” besides shares shall be subject to similar taxation principles, as they apply currently to the Portfolio. This amendment could reduce the return to the Fund on its investments made on or after April 1, 2017 and the return received by Fund shareholders. The amendments to the tax treaty and its applicability to the Portfolio or Fund could result in imposition of withholding and other taxes by the tax authorities in India. This would reduce the return to the Fund on its investments and the return received by Fund shareholders.

In the recent scrutiny audits concluded that have not involved the Portfolio, the tax authorities in India have sought to apply a Minimum Alternate Tax (MAT) on certain Foreign Portfolio Investors investing into India on the income earned up to a period of seven prior years (which is the statute of limitation in India). The Indian Government formed a Committee to provide it with a recommendation on the applicability of MAT to foreign investors, and in September 2015, the Indian Government, on recommendation from the Committee, determined MAT shall not apply to certain Foreign Portfolio Investors, which is believed to apply to the Portfolio. To date, the Portfolio has not received any notice seeking the application of MAT to the Portfolio, although no assurance can be given that the Indian Government will not determine application of MAT differently in the future, such that MAT could be imposed on the Portfolio, which would negatively impact the Fund.

Reference to investments by the Fund herein should be understood to refer to investments by the Portfolio. The taxable profits derived from the worldwide income of the wholly owned subsidiary of the Fund, the Portfolio, is subject to income tax at the rate of 15% in the Republic of Mauritius. As with all Mauritian tax residents, the Portfolio is entitled to a foreign tax credit (“FTC”) on its foreign sourced income. The FTC is based on the lower of the Mauritian tax or the foreign taxes incurred. Where documentary evidence is not available to substantiate the foreign taxes suffered, the FTC can be presumed to be 80% of the Mauritius tax on its foreign source income. The presumed FTC effectively reduces the Mauritian income tax rate on the foreign sourced income of the Portfolio to a maximum of 3%. Interest income on call and deposit accounts with Mauritian banks is exempt from tax, and there is no tax on capital gains in Mauritius. Effective August 8, 2012, in connection with the new advisory agreement, the Mauritius income tax is paid by WisdomTree Asset Management.

## **Distribution**

Foreside Fund Services, LLC (the “Distributor”) serves as the distributor of Creation Units for each Fund on an agency basis. The Distributor does not maintain a secondary market in shares of the Funds. The Distributor’s principal address is Three Canal Plaza, Suite 100, Portland, Maine 04101. The Distributor has no role in determining the policies of any Fund or the securities that are purchased or sold by any Fund.



## **Premium/Discount and NAV Information**

Information regarding a Fund's NAV and how often shares of each Fund traded on the Listing Exchange at a price above (*i.e.*, at a premium) or below (*i.e.*, at a discount) the NAV of the Fund during the past calendar year and most recent calendar quarter is available at [www.wisdomtree.com](http://www.wisdomtree.com).

## **Additional Notices**

### **Listing Exchange**

Shares of the Funds are not sponsored, endorsed, or promoted by the Listing Exchange. The Listing Exchange makes no representation or warranty, express or implied, to the owners of the shares of any Fund or any member of the public regarding the ability of a Fund to track the total return performance of any Index or the ability of any Index identified herein to track stock market performance. The Listing Exchange is not responsible for, nor has it participated in, the determination of the compilation or the calculation of any Index, nor in the determination of the timing of, prices of, or quantities of the shares of any Fund to be issued, nor in the determination or calculation of the equation by which the shares are redeemable. The Listing Exchange has no obligation or liability to owners of the shares of any Fund in connection with the administration, marketing, or trading of the shares of the Fund.

The Listing Exchange does not guarantee the accuracy and/or the completeness of any Index or any data included therein. The Listing Exchange makes no warranty, express or implied, as to results to be obtained by the Trust on behalf of its Funds, owners of the shares, or any other person or entity from the use of the subject Indexes or any data included therein. The Listing Exchange makes no express or implied warranties, and hereby expressly disclaims all warranties of merchantability or fitness for a particular purpose with respect to any Index or any data included therein. Without limiting any of the foregoing, in no event shall the Listing Exchange have any liability for any lost profits or indirect, punitive, special, or consequential damages even if notified of the possibility thereof.

### **WisdomTree and the Funds**

WisdomTree Investments and WisdomTree Asset Management (together, "WisdomTree") and the Funds make no representation or warranty, express or implied, to the owners of shares of the Funds or any member of the public regarding the advisability of investing in securities generally or in the Funds particularly or the ability of the Index to track general stock market performance. WisdomTree Investments is the licensor of certain Indexes, trademarks, service marks and trade names of the Funds. WisdomTree Investments has no obligation to take the needs of the Funds or the owners of shares of the Funds into consideration in determining, composing, or calculating the Indexes. WisdomTree Investments is not responsible for, and has not participated in, the determination of the timing of, prices of, or quantities of shares of the Funds to be issued or in the determination or calculation of the equation by which the shares of the Funds are redeemable. WisdomTree and the Funds do not guarantee the accuracy, completeness, or performance of any Index or the data included therein and shall have no liability in connection with any Index or Index calculation. An Index's past performance is not necessarily an indication of how the Index will perform in the future. WisdomTree Investments has contracted with an independent calculation agent to calculate each Index.

## **Financial Highlights**

The financial highlights table is intended to help you understand each Fund's financial performance for the past five fiscal years or, if shorter, the period since a Fund's inception. The total return in the table represents the rate that an investor would have earned (or lost) on an investment in the respective Fund (assuming reinvestment of all dividends and distributions). This information has been derived from the financial statements audited by Ernst & Young LLP, an independent registered public accounting firm, whose report, along with the Funds' financial statements, are included in the Funds' Annual Report, which is available upon request.

## Financial Highlights

Selected data for a share of beneficial interest outstanding throughout the period is presented below:

<b>WisdomTree Australia Dividend Fund</b>	<b>For the Year Ended March 31, 2017</b>	<b>For the Year Ended March 31, 2016</b>	<b>For the Year Ended March 31, 2015</b>	<b>For the Period Ended March 31, 2014</b>	<b>For the Period Ended March 28, 2013</b>
Net asset value, beginning of period	\$ 48.31	\$ 54.04	\$ 61.26	\$ 64.33	\$ 55.87
Investment operations:					
Net investment income <sup>1</sup>	1.93	1.71	2.37	2.32	2.60
Net realized and unrealized gain (loss)	7.68	(5.70)	(7.40)	(2.81)	8.44
Total from investment operations	9.61	(3.99)	(5.03)	(0.49)	11.04
Dividends to shareholders:					
Net investment income	(2.11)	(1.74)	(2.19)	(2.58)	(2.58)
Net asset value, end of period	\$ 55.81	\$ 48.31	\$ 54.04	\$ 61.26	\$ 64.33
<b>TOTAL RETURN<sup>2</sup></b>	<b>20.24%</b>	<b>(7.17)%</b>	<b>(8.30)%</b>	<b>(0.59)%</b>	<b>20.49%</b>
<b>RATIOS/SUPPLEMENTAL DATA:</b>					
Net assets, end of period (000's omitted)	\$36,274	\$33,817	\$48,638	\$55,138	\$77,193
Ratios to average net assets of:					
Expenses	0.58%	0.58%	0.59% <sup>3</sup>	0.58% <sup>4</sup>	0.58% <sup>4</sup>
Net investment income	3.73%	3.58%	4.09%	3.86% <sup>4</sup>	4.71% <sup>4</sup>
Portfolio turnover rate <sup>5</sup>	30%	41%	26%	27%	31%

<b>WisdomTree Europe Hedged Equity Fund</b>	<b>For the Year Ended March 31, 2017</b>	<b>For the Year Ended March 31, 2016</b>	<b>For the Year Ended March 31, 2015</b>	<b>For the Period Ended March 31, 2014</b>	<b>For the Period Ended March 28, 2013<sup>6</sup></b>
Net asset value, beginning of period	\$ 52.04	\$ 66.16	\$ 56.40	\$ 49.86	\$ 43.93
Investment operations:					
Net investment income <sup>1</sup>	1.70	1.29	1.14	1.31	0.89
Net realized and unrealized gain (loss)	10.59	(10.26)	11.83	6.35	5.96
Total from investment operations	12.29	(8.97)	12.97	7.66	6.85
Dividends and distributions to shareholders:					
Net investment income	(1.53)	(1.35)	(1.19)	(1.12)	(0.92)
Capital gains	—	(3.80)	(2.02)	—	—
Total dividends and distributions to shareholders	(1.53)	(5.15)	(3.21)	(1.12)	(0.92)
Net asset value, end of period	\$ 62.80	\$ 52.04	\$ 66.16	\$ 56.40	\$ 49.86
<b>TOTAL RETURN<sup>2</sup></b>	<b>24.20%</b>	<b>(13.85)%</b>	<b>24.02%</b>	<b>15.73%</b>	<b>16.06%</b>
<b>RATIOS/SUPPLEMENTAL DATA:</b>					
Net assets, end of period (000's omitted)	\$9,300,174	\$13,716,953	\$17,544,485	\$1,060,319	\$164,527
Ratios to average net assets of:					
Expenses, net of expense waivers	0.58%	0.58%	0.59% <sup>3</sup>	0.58% <sup>4</sup>	0.58% <sup>4,7</sup>
Expenses, prior to expense waivers	0.58%	0.58%	0.59% <sup>3</sup>	0.58% <sup>4</sup>	0.73% <sup>4,7</sup>
Net investment income	3.13%	2.19%	1.91%	2.43% <sup>4</sup>	2.01% <sup>4,7</sup>
Portfolio turnover rate <sup>5</sup>	24%	29%	12%	28%	43%

<sup>1</sup> Based on average shares outstanding.

<sup>2</sup> Total return is calculated assuming an initial investment made at the net asset value at the beginning of the period, reinvestment of all dividends and distributions at net asset value during the period and redemption on the last day of the period. Total return calculated for a period of less than one year is not annualized. For the periods in which the investment adviser waived advisory fees for the WisdomTree Europe Hedged Equity Fund, the total return would have been lower if certain expenses had not been waived.

<sup>3</sup> Included in the expense ratio are proxy expenses. Without these proxy expenses, the expense ratio would have been 0.58%.

<sup>4</sup> Annualized.

<sup>5</sup> Portfolio turnover rate is not annualized and excludes the value of the portfolio securities received or delivered as a result of in-kind creations or redemptions of the Fund's capital shares. Short-term securities with maturities less than or equal to 365 days are excluded from the portfolio turnover calculation as well.

<sup>6</sup> The information reflects the investment objective and strategy of the WisdomTree International Hedged Equity Fund through August 29, 2012 and the investment objective and strategy of the WisdomTree Europe Hedged Equity Fund thereafter.

<sup>7</sup> The ratios to average net assets do not include net investment income (loss) or expenses of other funds in which the Fund invests.

## Financial Highlights (continued)

Selected data for a share of beneficial interest outstanding throughout the period is presented below:

	For the Year Ended March 31, 2017	For the Year Ended March 31, 2016	For the Period March 4, 2015* through March 31, 2015
<b>WisdomTree Europe Hedged SmallCap Equity Fund</b>			
Net asset value, beginning of period	\$ 23.90	\$ 25.94	\$ 24.87
Investment operations:			
Net investment income <sup>1</sup>	0.81	0.61	0.13
Net realized and unrealized gain (loss)	4.25	(1.57)	0.94
Total from investment operations	5.06	(0.96)	1.07
Dividends and distributions to shareholders:			
Net investment income	(0.67)	(1.02)	—
Capital gains	—	(0.06)	—
Total dividends and distributions to shareholders	(0.67)	(1.08)	—
Net asset value, end of period	\$ 28.29	\$ 23.90	\$ 25.94
<b>TOTAL RETURN<sup>2</sup></b>	<b>21.62%</b>	<b>(3.79)%</b>	<b>4.30%</b>
<b>RATIOS/SUPPLEMENTAL DATA:</b>			
Net assets, end of period (000's omitted)	\$155,594	\$267,708	\$125,829
Ratios to average net assets of:			
Expenses	0.58%	0.58%	0.58% <sup>3</sup>
Net investment income	3.27%	2.47%	6.87% <sup>3</sup>
Portfolio turnover rate <sup>4</sup>	41%	39%	1%
<b>WisdomTree Europe Quality Dividend Growth Fund</b>			
	For the Year Ended March 31, 2017	For the Year Ended March 31, 2016	For the Period May 7, 2014* through March 31, 2015
Net asset value, beginning of period	\$ 22.32	\$ 23.18	\$ 25.10
Investment operations:			
Net investment income <sup>1</sup>	0.48	0.48	0.37
Net realized and unrealized gain (loss)	0.88	(0.89)	(1.96)
Total from investment operations	1.36	(0.41)	(1.59)
Dividends to shareholders:			
Net investment income	(0.51)	(0.45)	(0.33)
Net asset value, end of period	\$ 23.17	\$ 22.32	\$ 23.18
<b>TOTAL RETURN<sup>2</sup></b>	<b>6.24%</b>	<b>(1.83)%</b>	<b>(6.35)%</b>
<b>RATIOS/SUPPLEMENTAL DATA:</b>			
Net assets, end of period (000's omitted)	\$17,377	\$17,854	\$11,591
Ratios to average net assets of:			
Expenses	0.58%	0.58% <sup>5</sup>	0.58% <sup>3</sup>
Net investment income	2.19%	2.13%	1.75% <sup>3</sup>
Portfolio turnover rate <sup>4</sup>	35%	54%	21%

\* Commencement of operations.

<sup>1</sup> Based on average shares outstanding.

<sup>2</sup> Total return is calculated assuming an initial investment made at the net asset value at the beginning of the period, reinvestment of all dividends and distributions at net asset value during the period and redemption on the last day of the period. Total return calculated for a period of less than one year is not annualized.

<sup>3</sup> Annualized.

<sup>4</sup> Portfolio turnover rate is not annualized and excludes the value of the portfolio securities received or delivered as a result of in-kind creations or redemptions of the Fund's capital shares. Short-term securities with maturities less than or equal to 365 days are excluded from the portfolio turnover calculation as well.

<sup>5</sup> Included in the expense ratio are non-recurring professional expenses. Without these expenses, the expense ratio would have been unchanged.

## Financial Highlights (continued)

Selected data for a share of beneficial interest outstanding throughout the period is presented below:

WisdomTree Europe SmallCap Dividend Fund	For the Year Ended March 31, 2017	For the Year Ended March 31, 2016	For the Year Ended March 31, 2015	For the Period Ended March 31, 2014	For the Period Ended March 28, 2013
Net asset value, beginning of period	\$ 57.01	\$ 55.63	\$ 62.23	\$ 41.98	\$ 38.22
Investment operations:					
Net investment income <sup>1</sup>	2.04	1.45	1.94	0.73	1.32
Net realized and unrealized gain (loss)	2.32	1.49	(7.03)	20.90	3.82
Total from investment operations	4.36	2.94	(5.09)	21.63	5.14
Dividends to shareholders:					
Net investment income	(2.21)	(1.56)	(1.51)	(1.38)	(1.38)
Net asset value, end of period	\$ 59.16	\$ 57.01	\$ 55.63	\$ 62.23	\$ 41.98
<b>TOTAL RETURN<sup>2</sup></b>	7.97%	5.25%	(8.26)%	53.06%	14.33%
<b>RATIOS/SUPPLEMENTAL DATA:</b>					
Net assets, end of period (000's omitted)	\$774,999	\$1,125,935	\$853,874	\$1,446,871	\$60,874
Ratios to average net assets <sup>3</sup> of:					
Expenses, net of expense waivers	0.58%	0.58% <sup>4</sup>	0.59% <sup>5</sup>	0.58% <sup>6</sup>	0.58% <sup>6</sup>
Expenses, prior to expense waivers	0.58%	0.59% <sup>4</sup>	0.59% <sup>5</sup>	0.58% <sup>6</sup>	0.58% <sup>6</sup>
Net investment income	3.68%	2.59%	3.40%	1.29% <sup>6</sup>	3.52% <sup>6</sup>
Portfolio turnover rate <sup>7</sup>	45%	50%	42%	24%	48%

WisdomTree Germany Hedged Equity Fund	For the Year Ended March 31, 2017	For the Year Ended March 31, 2016	For the Year Ended March 31, 2015	For the Period October 17, 2013* through March 31, 2014
Net asset value, beginning of period	\$ 25.54	\$ 31.38	\$ 26.98	\$25.01
Investment operations:				
Net investment income (loss) <sup>1</sup>	0.84	0.60	0.16	(0.00) <sup>8</sup>
Net realized and unrealized gain (loss)	4.99	(5.05)	5.90	1.97
Total from investment operations	5.83	(4.45)	6.06	1.97
Dividends and distributions to shareholders:				
Net investment income	(0.97)	(0.73)	(0.41)	—
Capital gains	—	(0.66)	(1.25)	—
Total dividends and distributions to shareholders	(0.97)	(1.39)	(1.66)	—
Net asset value, end of period	\$ 30.40	\$ 25.54	\$ 31.38	\$26.98
<b>TOTAL RETURN<sup>2</sup></b>	23.62%	(14.44)%	23.70%	7.88%
<b>RATIOS/SUPPLEMENTAL DATA:</b>				
Net assets, end of period (000's omitted)	\$124,648	\$200,501	\$291,816	\$9,443
Ratios to average net assets of:				
Expenses	0.48%	0.48%	0.49% <sup>9</sup>	0.48% <sup>6</sup>
Net investment income (loss)	3.14%	2.18%	0.55%	(0.00)% <sup>6,10</sup>
Portfolio turnover rate <sup>7</sup>	28%	38%	11%	4%

\* Commencement of operations.

<sup>1</sup> Based on average shares outstanding.

<sup>2</sup> Total return is calculated assuming an initial investment made at the net asset value at the beginning of the period, reinvestment of all dividends and distributions at net asset value during the period and redemption on the last day of the period. Total return calculated for a period of less than one year is not annualized. For the periods in which the investment adviser waived advisory fees for the WisdomTree Europe SmallCap Dividend Fund, the total return would have been lower if certain expenses had not been waived.

<sup>3</sup> The ratios to average net assets do not include net investment income (loss) or expenses of other funds in which the Fund invests.

<sup>4</sup> Included in the expense ratio are non-recurring professional expenses. Without these expenses, the expense ratio (net of expense waivers) would have been 0.58% and the expense ratio (prior to expense waivers) would have been 0.58%.

<sup>5</sup> Included in the expense ratio are proxy expenses. Without these proxy expenses, the expense ratio would have been 0.58%.

<sup>6</sup> Annualized.

<sup>7</sup> Portfolio turnover rate is not annualized and excludes the value of the portfolio securities received or delivered as a result of in-kind creations or redemptions of the Fund's capital shares. Short-term securities with maturities less than or equal to 365 days are excluded from the portfolio turnover calculation as well.

<sup>8</sup> Amount represents less than \$0.005.

<sup>9</sup> Included in the expense ratio are proxy expenses. Without these proxy expenses, the expense ratio would have been 0.48%.

<sup>10</sup> Amount represents less than 0.005%.

## Financial Highlights (continued)

Selected data for a share of beneficial interest outstanding throughout the period is presented below:

	For the Year Ended March 31, 2017	For the Period June 4, 2015* through March 31, 2016
<b>WisdomTree Global ex-U.S. Hedged Dividend Fund</b>		
Net asset value, beginning of period	\$21.49	\$ 24.76
Investment operations:		
Net investment income <sup>1</sup>	0.72	0.42
Net realized and unrealized gain (loss)	2.96	(3.39)
Total from investment operations	3.68	(2.97)
Dividends to shareholders:		
Net investment income	(0.54)	(0.30)
Net asset value, end of period	\$24.63	\$ 21.49
<b>TOTAL RETURN<sup>2</sup></b>	17.36%	(12.02)%
<b>RATIOS/SUPPLEMENTAL DATA:</b>		
Net assets, end of period (000's omitted)	\$4,927	\$ 4,299
Ratios to average net assets of:		
Expenses	0.44%	0.44% <sup>3,4</sup>
Net investment income	3.15%	2.29% <sup>3</sup>
Portfolio turnover rate <sup>5</sup>	30%	61%
<b>WisdomTree Global ex-U.S. Hedged Real Estate Fund</b>		
	For the Year Ended March 31, 2017	For the Period October 29, 2015* through March 31, 2016
Net asset value, beginning of period	\$24.37	\$24.79
Investment operations:		
Net investment income <sup>1</sup>	0.95	0.28
Net realized and unrealized gain (loss)	1.90	(0.55)
Total from investment operations	2.85	(0.27)
Dividends to shareholders:		
Net investment income	(1.38)	(0.15)
Net asset value, end of period	\$25.84	\$24.37
<b>TOTAL RETURN<sup>2</sup></b>	12.17% <sup>6</sup>	(1.06)%
<b>RATIOS/SUPPLEMENTAL DATA:</b>		
Net assets, end of period (000's omitted)	\$2,584	\$2,437
Ratios to average net assets of:		
Expenses, net of expense waivers	0.43%	0.43% <sup>3</sup>
Expenses, prior to expense waivers	0.58%	0.58% <sup>3</sup>
Net investment income	3.83%	2.78% <sup>3</sup>
Portfolio turnover rate <sup>5</sup>	28%	4%

\* Commencement of operations.

<sup>1</sup> Based on average shares outstanding.

<sup>2</sup> Total return is calculated assuming an initial investment made at the net asset value at the beginning of the period, reinvestment of all dividends and distributions at net asset value during the period and redemption on the last day of the period. Total return calculated for a period of less than one year is not annualized. For the periods in which the investment adviser waived advisory fees for the WisdomTree Global ex-U.S. Hedged Real Estate Fund, the total return would have been lower if certain expenses had not been waived.

<sup>3</sup> Annualized.

<sup>4</sup> Included in the expense ratio are non-recurring professional expenses. Without these expenses, the expense ratio would have been unchanged.

<sup>5</sup> Portfolio turnover rate is not annualized and excludes the value of the portfolio securities received or delivered as a result of in-kind creations or redemptions of the Fund's capital shares. Short-term securities with maturities less than or equal to 365 days are excluded from the portfolio turnover calculation as well.

<sup>6</sup> Includes a voluntary reimbursement from the sub-adviser for investment losses on certain foreign exchange transactions during the year. Excluding this voluntary reimbursement, total return would have been unchanged.



## Financial Highlights (continued)

*Selected data for a share of beneficial interest outstanding throughout the period is presented below:*

<b>WisdomTree International Dividend ex-Financials Fund</b>					
	For the Year Ended March 31, 2017	For the Year Ended March 31, 2016	For the Year Ended March 31, 2015	For the Period Ended March 31, 2014	For the Period Ended March 28, 2013
Net asset value, beginning of period	\$ 38.41	\$ 43.79	\$ 49.23	\$ 42.13	\$ 41.64
Investment operations:					
Net investment income <sup>1</sup>	1.48	1.64	2.00	2.06	1.82
Net realized and unrealized gain (loss)	1.34	(5.41)	(5.53)	7.11	0.45
Total from investment operations	2.82	(3.77)	(3.53)	9.17	2.27
Dividends to shareholders:					
Net investment income	(1.51)	(1.61)	(1.91)	(2.07)	(1.78)
Net asset value, end of period	\$ 39.72	\$ 38.41	\$ 43.79	\$ 49.23	\$ 42.13
<b>TOTAL RETURN<sup>2</sup></b>	7.56%	(8.83)%	(7.41)%	22.58%	5.98%
<b>RATIOS/SUPPLEMENTAL DATA:</b>					
Net assets, end of period (000's omitted)	\$200,568	\$230,483	\$324,083	\$349,545	\$349,681
Ratios to average net assets <sup>3</sup> of:					
Expenses <sup>4</sup>	0.58%	0.58% <sup>5</sup>	0.59% <sup>6</sup>	0.58% <sup>7</sup>	0.58% <sup>7</sup>
Net investment income	3.86%	3.99%	4.23%	4.54% <sup>7</sup>	4.58% <sup>7</sup>
Portfolio turnover rate <sup>8</sup>	30%	40%	44%	36%	50%

<b>WisdomTree International Equity Fund</b>					
	For the Year Ended March 31, 2017	For the Year Ended March 31, 2016	For the Year Ended March 31, 2015	For the Period Ended March 31, 2014	For the Period Ended March 28, 2013
Net asset value, beginning of period	\$ 45.90	\$ 51.67	\$ 54.47	\$ 47.77	\$ 44.53
Investment operations:					
Net investment income <sup>1</sup>	1.59	1.68	1.92	2.27	1.63
Net realized and unrealized gain (loss)	3.68	(5.79)	(2.86)	6.72	3.22
Total from investment operations	5.27	(4.11)	(0.94)	8.99	4.85
Dividends to shareholders:					
Net investment income	(1.60)	(1.66)	(1.86)	(2.29)	(1.61)
Net asset value, end of period	\$ 49.57	\$ 45.90	\$ 51.67	\$ 54.47	\$ 47.77
<b>TOTAL RETURN<sup>2</sup></b>	11.75%	(8.15)%	(1.83)%	19.43%	11.42%
<b>RATIOS/SUPPLEMENTAL DATA:</b>					
Net assets, end of period (000's omitted)	\$703,948	\$621,932	\$645,832	\$569,188	\$458,607
Ratios to average net assets <sup>3</sup> of:					
Expenses <sup>4</sup>	0.48%	0.48% <sup>5</sup>	0.49% <sup>9</sup>	0.48% <sup>7</sup>	0.48% <sup>7</sup>
Net investment income	3.41%	3.47%	3.63%	4.41% <sup>7</sup>	3.75% <sup>7</sup>
Portfolio turnover rate <sup>8</sup>	14%	13%	19%	21%	20%

<sup>1</sup> Based on average shares outstanding.

<sup>2</sup> Total return is calculated assuming an initial investment made at the net asset value at the beginning of the period, reinvestment of all dividends and distributions at net asset value during the period and redemption on the last day of the period. Total return calculated for a period of less than one year is not annualized. For the periods in which the investment adviser waived advisory fees, the total return would have been lower if certain expenses had not been waived.

<sup>3</sup> The ratios to average net assets do not include net investment income (loss) or expenses of other funds in which the Fund invests.

<sup>4</sup> The expense ratio includes investment advisory fee waivers. Without these investment advisory fee waivers, the expense ratio would have been unchanged.

<sup>5</sup> Included in the expense ratio are non-recurring professional expenses. Without these expenses, the expense ratio would have been unchanged.

<sup>6</sup> Included in the expense ratio are proxy expenses. Without these proxy expenses, the expense ratio would have been 0.58%.

<sup>7</sup> Annualized.

<sup>8</sup> Portfolio turnover rate is not annualized and excludes the value of the portfolio securities received or delivered as a result of in-kind creations or redemptions of the Fund's capital shares. Short-term securities with maturities less than or equal to 365 days are excluded from the portfolio turnover calculation as well.

<sup>9</sup> Included in the expense ratio are proxy expenses. Without these proxy expenses, the expense ratio would have been 0.48%.

## Financial Highlights (continued)

Selected data for a share of beneficial interest outstanding throughout the period is presented below:

	For the Year Ended March 31, 2017	For the Year Ended March 31, 2016	For the Period May 7, 2014* through March 31, 2015
<b>WisdomTree International Hedged Quality Dividend Growth Fund</b>			
Net asset value, beginning of period	\$ 25.73	\$ 26.99	\$ 24.90
Investment operations:			
Net investment income <sup>1</sup>	0.56	0.71	0.90
Net realized and unrealized gain (loss)	2.80	(1.17)	2.18
Total from investment operations	3.36	(0.46)	3.08
Dividends and distributions to shareholders:			
Net investment income	(0.70)	(0.55)	(0.23)
Capital gains	—	(0.25)	(0.76)
Total dividends and distributions to shareholders	(0.70)	(0.80)	(0.99)
Net asset value, end of period	\$ 28.39	\$ 25.73	\$ 26.99
<b>TOTAL RETURN<sup>2</sup></b>	<b>13.26%</b>	<b>(1.73)%</b>	<b>12.78%</b>
<b>RATIOS/SUPPLEMENTAL DATA:</b>			
Net assets, end of period (000's omitted)	\$479,727	\$732,050	\$206,452
Ratios to average net assets of:			
Expenses	0.58%	0.58% <sup>3</sup>	0.58% <sup>4</sup>
Net investment income	2.14%	2.75%	3.89% <sup>4</sup>
Portfolio turnover rate <sup>5</sup>	53%	48%	14%

	For the Year Ended March 31, 2017	For the Year Ended March 31, 2016	For the Year Ended March 31, 2015	For the Period Ended March 31, 2014	For the Period Ended March 28, 2013
<b>WisdomTree International High Dividend Fund</b>					
Net asset value, beginning of period	\$ 37.59	\$ 43.28	\$ 47.62	\$ 41.39	\$ 38.64
Investment operations:					
Net investment income <sup>1</sup>	1.63	1.65	1.94	2.57	1.74
Net realized and unrealized gain (loss)	2.79	(5.70)	(4.41)	6.14	2.70
Total from investment operations	4.42	(4.05)	(2.47)	8.71	4.44
Dividends to shareholders:					
Net investment income	(1.62)	(1.64)	(1.87)	(2.48)	(1.69)
Net asset value, end of period	\$ 40.39	\$ 37.59	\$ 43.28	\$ 47.62	\$ 41.39
<b>TOTAL RETURN<sup>2</sup></b>	<b>12.09%</b>	<b>(9.60)%</b>	<b>(5.41)%</b>	<b>21.82%</b>	<b>12.08%</b>
<b>RATIOS/SUPPLEMENTAL DATA:</b>					
Net assets, end of period (000's omitted)	\$250,392	\$257,467	\$337,620	\$304,753	\$209,010
Ratios to average net assets <sup>6</sup> of:					
Expenses <sup>7</sup>	0.58%	0.58% <sup>3</sup>	0.59% <sup>8</sup>	0.58% <sup>4</sup>	0.58% <sup>4</sup>
Net investment income	4.28%	4.09%	4.24%	5.71% <sup>4</sup>	4.58% <sup>4</sup>
Portfolio turnover rate <sup>5</sup>	29%	21%	20%	26%	31%

\* Commencement of operations.

<sup>1</sup> Based on average shares outstanding.

<sup>2</sup> Total return is calculated assuming an initial investment made at the net asset value at the beginning of the period, reinvestment of all dividends and distributions at net asset value during the period and redemption on the last day of the period. Total return calculated for a period of less than one year is not annualized. For the periods in which the investment adviser waived advisory fees for the WisdomTree International High Dividend Fund, the total return would have been lower if certain expenses had not been waived.

<sup>3</sup> Included in the expense ratio are non-recurring professional expenses. Without these expenses, the expense ratio would have been unchanged.

<sup>4</sup> Annualized.

<sup>5</sup> Portfolio turnover rate is not annualized and excludes the value of the portfolio securities received or delivered as a result of in-kind creations or redemptions of the Fund's capital shares. Short-term securities with maturities less than or equal to 365 days are excluded from the portfolio turnover calculation as well.

<sup>6</sup> The ratios to average net assets do not include net investment income (loss) or expenses of other funds in which the Fund invests.

<sup>7</sup> The expense ratio includes investment advisory fee waivers. Without these investment advisory fee waivers, the expense ratio would have been unchanged.

<sup>8</sup> Included in the expense ratio are proxy expenses. Without these proxy expenses, the expense ratio would have been 0.58%.

## Financial Highlights (continued)

Selected data for a share of beneficial interest outstanding throughout the period is presented below:

<b>WisdomTree International LargeCap Dividend Fund</b>	<b>For the Year Ended March 31, 2017</b>	<b>For the Year Ended March 31, 2016</b>	<b>For the Year Ended March 31, 2015</b>	<b>For the Period Ended March 31, 2014</b>	<b>For the Period Ended March 28, 2013</b>
Net asset value, beginning of period	\$ 42.14	\$ 48.67	\$ 51.68	\$ 45.77	\$ 42.89
Investment operations:					
Net investment income <sup>1</sup>	1.54	1.59	1.88	2.35	1.59
Net realized and unrealized gain (loss)	3.32	(6.58)	(3.09)	5.79	2.84
Total from investment operations	4.86	(4.99)	(1.21)	8.14	4.43
Dividends to shareholders:					
Net investment income	(1.55)	(1.54)	(1.80)	(2.23)	(1.55)
Net asset value, end of period	\$ 45.45	\$ 42.14	\$ 48.67	\$ 51.68	\$ 45.77
<b>TOTAL RETURN<sup>2</sup></b>	<b>11.79%</b>	<b>(10.49)%</b>	<b>(2.47)%</b>	<b>18.35%</b>	<b>10.80%</b>
<b>RATIOS/SUPPLEMENTAL DATA:</b>					
Net assets, end of period (000's omitted)	\$359,074	\$366,613	\$355,273	\$315,276	\$210,541
Ratios to average net assets <sup>3</sup> of:					
Expenses <sup>4</sup>	0.48%	0.48% <sup>5</sup>	0.49% <sup>6</sup>	0.48% <sup>7</sup>	0.48% <sup>7</sup>
Net investment income	3.59%	3.51%	3.72%	4.77% <sup>7</sup>	3.77% <sup>7</sup>
Portfolio turnover rate <sup>8</sup>	15%	19%	12%	15%	19%

<b>WisdomTree International MidCap Dividend Fund</b>	<b>For the Year Ended March 31, 2017</b>	<b>For the Year Ended March 31, 2016</b>	<b>For the Year Ended March 31, 2015</b>	<b>For the Period Ended March 31, 2014</b>	<b>For the Period Ended March 28, 2013</b>
Net asset value, beginning of period	\$ 55.82	\$ 58.65	\$ 60.03	\$ 51.77	\$ 48.10
Investment operations:					
Net investment income <sup>1</sup>	1.60	1.64	1.81	1.83	1.51
Net realized and unrealized gain (loss)	4.03	(2.85)	(1.45)	8.31	3.68
Total from investment operations	5.63	(1.21)	0.36	10.14	5.19
Dividends to shareholders:					
Net investment income	(1.57)	(1.62)	(1.74)	(1.88)	(1.52)
Net asset value, end of period	\$ 59.88	\$ 55.82	\$ 58.65	\$ 60.03	\$ 51.77
<b>TOTAL RETURN<sup>2</sup></b>	<b>10.34%</b>	<b>(2.12)%</b>	<b>0.57%</b>	<b>20.22%</b>	<b>11.32%</b>
<b>RATIOS/SUPPLEMENTAL DATA:</b>					
Net assets, end of period (000's omitted)	\$179,626	\$153,512	\$155,414	\$141,082	\$119,069
Ratios to average net assets <sup>3</sup> of:					
Expenses <sup>4</sup>	0.58%	0.58% <sup>5</sup>	0.59% <sup>9</sup>	0.58% <sup>7</sup>	0.58% <sup>7</sup>
Net investment income	2.87%	2.91%	3.09%	3.27% <sup>7</sup>	3.23% <sup>7</sup>
Portfolio turnover rate <sup>8</sup>	31%	24%	29%	22%	38%

<sup>1</sup> Based on average shares outstanding.

<sup>2</sup> Total return is calculated assuming an initial investment made at the net asset value at the beginning of the period, reinvestment of all dividends and distributions at net asset value during the period and redemption on the last day of the period. Total return calculated for a period of less than one year is not annualized. For the periods in which the investment adviser waived advisory fees, the total return would have been lower if certain expenses had not been waived.

<sup>3</sup> The ratios to average net assets do not include net investment income (loss) or expenses of other funds in which the Fund invests.

<sup>4</sup> The expense ratio includes investment advisory fee waivers. Without these investment advisory fee waivers, the expense ratio would have been unchanged.

<sup>5</sup> Included in the expense ratio are non-recurring professional expenses. Without these expenses, the expense ratio would have been unchanged.

<sup>6</sup> Included in the expense ratio are proxy expenses. Without these proxy expenses, the expense ratio would have been 0.48%.

<sup>7</sup> Annualized.

<sup>8</sup> Portfolio turnover rate is not annualized and excludes the value of the portfolio securities received or delivered as a result of in-kind creations or redemptions of the Fund's capital shares. Short-term securities with maturities less than or equal to 365 days are excluded from the portfolio turnover calculation as well.

<sup>9</sup> Included in the expense ratio are proxy expenses. Without these proxy expenses, the expense ratio would have been 0.58%.

## Financial Highlights (continued)

Selected data for a share of beneficial interest outstanding throughout the period is presented below:

	For the Period April 7, 2016* through March 31, 2017
<b>WisdomTree International Quality Dividend Growth Fund</b>	
Net asset value, beginning of period	\$24.86
Investment operations:	
Net investment income <sup>1</sup>	0.73
Net realized and unrealized gain	1.02
Total from investment operations	1.75
Dividends to shareholders:	
Net investment income	(0.47)
Net asset value, end of period	\$26.14
<b>TOTAL RETURN<sup>2</sup></b>	<b>7.12%</b>
<b>RATIOS/SUPPLEMENTAL DATA:</b>	
Net assets, end of period (000's omitted)	\$9,149
Ratios to average net assets of:	
Expenses, net of expense waivers	0.38% <sup>3</sup>
Expenses, prior to expense waivers	0.48% <sup>3</sup>
Net investment income	2.97% <sup>3</sup>
Portfolio turnover rate <sup>4</sup>	38%

	For the Year Ended March 31, 2017	For the Year Ended March 31, 2016	For the Year Ended March 31, 2015	For the Period Ended March 31, 2014	For the Period Ended March 28, 2013
<b>WisdomTree International SmallCap Dividend Fund</b>					
Net asset value, beginning of period	\$ 58.98	\$ 59.21	\$ 64.84	\$ 55.38	\$ 49.33
Investment operations:					
Net investment income <sup>1</sup>	1.97	1.64	1.91	1.91	1.82
Net realized and unrealized gain (loss)	6.22	(0.31)	(5.67)	9.97	6.09
Total from investment operations	8.19	1.33	(3.76)	11.88	7.91
Dividends to shareholders:					
Net investment income	(1.99)	(1.56)	(1.87)	(2.42)	(1.86)
Net asset value, end of period	\$ 65.18	\$ 58.98	\$ 59.21	\$ 64.84	\$ 55.38
<b>TOTAL RETURN<sup>2</sup></b>	<b>14.24%</b>	<b>2.26%</b>	<b>(5.87)%</b>	<b>22.26%</b>	<b>16.78%</b>
<b>RATIOS/SUPPLEMENTAL DATA:</b>					
Net assets, end of period (000's omitted)	\$1,284,036	\$1,099,977	\$917,778	\$923,997	\$562,133
Ratios to average net assets <sup>5</sup> of:					
Expenses <sup>6</sup>	0.58%	0.58% <sup>7</sup>	0.59% <sup>8</sup>	0.58% <sup>3</sup>	0.58% <sup>3</sup>
Net investment income	3.27%	2.82%	3.16%	3.20% <sup>3</sup>	3.76% <sup>3</sup>
Portfolio turnover rate <sup>4</sup>	38%	48%	25%	42%	56%

\* Commencement of operations.

<sup>1</sup> Based on average shares outstanding.

<sup>2</sup> Total return is calculated assuming an initial investment made at the net asset value at the beginning of the period, reinvestment of all dividends and distributions at net asset value during the period and redemption on the last day of the period. Total return calculated for a period of less than one year is not annualized. For the periods in which the investment adviser waived advisory fees, the total return would have been lower if certain expenses had not been waived.

<sup>3</sup> Annualized.

<sup>4</sup> Portfolio turnover rate is not annualized and excludes the value of the portfolio securities received or delivered as a result of in-kind creations or redemptions of the Fund's capital shares. Short-term securities with maturities less than or equal to 365 days are excluded from the portfolio turnover calculation as well.

<sup>5</sup> The ratios to average net assets do not include net investment income (loss) or expenses of other funds in which the Fund invests.

<sup>6</sup> The expense ratio includes investment advisory fee waivers. Without these investment advisory fee waivers, the expense ratio would have been unchanged.

<sup>7</sup> Included in the expense ratio are non-recurring professional expenses. Without these expenses, the expense ratio would have been unchanged.

<sup>8</sup> Included in the expense ratio are proxy expenses. Without these proxy expenses, the expense ratio would have been 0.58%.

## Financial Highlights (continued)

Selected data for a share of beneficial interest outstanding throughout the period is presented below:

	For the Year Ended March 31, 2017	For the Year Ended March 31, 2016	For the Period April 8, 2014* through March 31, 2015
<b>WisdomTree Japan Hedged Capital Goods Fund</b>			
Net asset value, beginning of period	\$ 21.04	\$ 27.77	\$24.11
Investment operations:			
Net investment income <sup>1</sup>	0.66	0.45	0.38
Net realized and unrealized gain (loss)	3.49	(6.01)	6.51
Total from investment operations	4.15	(5.56)	6.89
Dividends and distributions to shareholders:			
Net investment income	(0.29)	(0.36)	(0.34)
Capital gains	—	(0.81)	(2.89)
Total dividends and distributions to shareholders	(0.29)	(1.17)	(3.23)
Net asset value, end of period	\$ 24.90	\$ 21.04	\$27.77
<b>TOTAL RETURN<sup>2</sup></b>	20.06%	(20.72)%	29.47%
<b>RATIOS/SUPPLEMENTAL DATA:</b>			
Net assets, end of period (000's omitted)	\$27,395	\$ 3,156	\$2,777
Ratios to average net assets of:			
Expenses, net of expense waivers	0.48%	0.47% <sup>3</sup>	0.43% <sup>4</sup>
Expenses, prior to expense waivers	0.48%	0.48%	0.48% <sup>4</sup>
Net investment income	2.73%	1.79%	1.47% <sup>4</sup>
Portfolio turnover rate <sup>5</sup>	12%	13%	35%

	For the Year Ended March 31, 2017	For the Year Ended March 31, 2016	For the Year Ended March 31, 2015	For the Period Ended March 31, 2014	For the Period Ended March 28, 2013
<b>WisdomTree Japan Hedged Equity Fund</b>					
Net asset value, beginning of period	\$ 43.85	\$ 55.03	\$ 47.50	\$ 42.95	\$ 36.66
Investment operations:					
Net investment income <sup>1</sup>	0.86	0.80	0.91	0.88	1.54
Net realized and unrealized gain (loss)	6.67	(9.00)	12.34	4.91	5.30
Total from investment operations	7.53	(8.20)	13.25	5.79	6.84
Dividends and distributions to shareholders:					
Net investment income	(0.98)	(0.76)	(0.94)	(0.62)	(0.55)
Capital gains	—	(2.22)	(4.78)	(0.62)	—
Total dividends and distributions to shareholders	(0.98)	(2.98)	(5.72)	(1.24)	(0.55)
Net asset value, end of period	\$ 50.40	\$ 43.85	\$ 55.03	\$ 47.50	\$ 42.95
<b>TOTAL RETURN<sup>2</sup></b>	17.45%	(15.64)%	29.30%	13.48%	19.12%
<b>RATIOS/SUPPLEMENTAL DATA:</b>					
Net assets, end of period (000's omitted)	\$8,411,670	\$9,737,132	\$15,806,850	\$11,441,824	\$5,632,633
Ratios to average net assets of:					
Expenses	0.48%	0.48%	0.49% <sup>6</sup>	0.48% <sup>4</sup>	0.48% <sup>4</sup>
Net investment income	1.91%	1.52%	1.81%	1.84% <sup>4</sup>	4.22% <sup>4</sup>
Portfolio turnover rate <sup>5</sup>	37%	27%	31%	24%	36%

\* Commencement of operations.

<sup>1</sup> Based on average shares outstanding.

<sup>2</sup> Total return is calculated assuming an initial investment made at the net asset value at the beginning of the period, reinvestment of all dividends and distributions at net asset value during the period and redemption on the last day of the period. Total return calculated for a period of less than one year is not annualized. For the periods in which the investment adviser waived advisory fees for the WisdomTree Japan Hedged Capital Goods Fund, the total return would have been lower if certain expenses had not been waived.

<sup>3</sup> During the period, the investment advisor had contractually agreed to limit the advisory fee to 0.43% through July 31, 2015. On July 31, 2015, the contractual waiver expired and was not renewed.

<sup>4</sup> Annualized.

<sup>5</sup> Portfolio turnover rate is not annualized and excludes the value of the portfolio securities received or delivered as a result of in-kind creations or redemptions of the Fund's capital shares. Short-term securities with maturities less than or equal to 365 days are excluded from the portfolio turnover calculation as well.

<sup>6</sup> Included in the expense ratio are proxy expenses. Without these proxy expenses, the expense ratio would have been 0.48%.



## Financial Highlights (continued)

Selected data for a share of beneficial interest outstanding throughout the period is presented below:

	For the Year Ended March 31, 2017	For the Year Ended March 31, 2016	For the Period April 8, 2014* through March 31, 2015
<b>WisdomTree Japan Hedged Financials Fund</b>			
Net asset value, beginning of period	\$ 19.76	\$ 26.29	\$23.83
Investment operations:			
Net investment income <sup>1</sup>	0.49	0.39	0.45
Net realized and unrealized gain (loss)	3.57	(6.72)	5.44
Total from investment operations	4.06	(6.33)	5.89
Dividends and distributions to shareholders:			
Net investment income	(0.31)	(0.15)	(0.22)
Capital gains	—	(0.05)	(3.21)
Total dividends and distributions to shareholders	(0.31)	(0.20)	(3.43)
Net asset value, end of period	\$ 23.51	\$ 19.76	\$26.29
<b>TOTAL RETURN<sup>2</sup></b>	20.99%	(24.30)%	25.94%
<b>RATIOS/SUPPLEMENTAL DATA:</b>			
Net assets, end of period (000's omitted)	\$35,258	\$12,846	\$7,887
Ratios to average net assets of:			
Expenses, net of expense waivers	0.48%	0.47% <sup>3</sup>	0.43% <sup>4</sup>
Expenses, prior to expense waivers	0.48%	0.48%	0.48% <sup>4</sup>
Net investment income	2.16%	1.46%	1.80% <sup>4</sup>
Portfolio turnover rate <sup>5</sup>	20%	21%	29%

	For the Year Ended March 31, 2017	For the Year Ended March 31, 2016	For the Period April 8, 2014* through March 31, 2015
<b>WisdomTree Japan Hedged Health Care Fund</b>			
Net asset value, beginning of period	\$32.61	\$ 31.01	\$24.20
Investment operations:			
Net investment income <sup>1</sup>	0.28	0.43	0.32
Net realized and unrealized gain (loss)	(0.03)	1.49	10.50
Total from investment operations	0.25	1.92	10.82
Dividends and distributions to shareholders:			
Net investment income	(0.60)	(0.18)	(0.13)
Capital gains	—	(0.14)	(3.88)
Total dividends and distributions to shareholders	(0.60)	(0.32)	(4.01)
Net asset value, end of period	\$32.26	\$ 32.61	\$31.01
<b>TOTAL RETURN<sup>2</sup></b>	0.79%	6.16%	48.27%
<b>RATIOS/SUPPLEMENTAL DATA:</b>			
Net assets, end of period (000's omitted)	\$4,839	\$17,934	\$3,101
Ratios to average net assets of:			
Expenses, net of expense waivers	0.48%	0.48% <sup>3</sup>	0.43% <sup>4</sup>
Expenses, prior to expense waivers	0.48%	0.48%	0.48% <sup>4</sup>
Net investment income	0.87%	1.32%	1.24% <sup>4</sup>
Portfolio turnover rate <sup>5</sup>	27%	25%	29%

\* Commencement of operations.

<sup>1</sup> Based on average shares outstanding.

<sup>2</sup> Total return is calculated assuming an initial investment made at the net asset value at the beginning of the period, reinvestment of all dividends and distributions at net asset value during the period and redemption on the last day of the period. Total return calculated for a period of less than one year is not annualized. For the periods in which the investment adviser waived advisory fees, the total return would have been lower if certain expenses had not been waived.

<sup>3</sup> During the period, the investment advisor had contractually agreed to limit the advisory fee to 0.43% through July 31, 2015. On July 31, 2015, the contractual waiver expired and was not renewed.

<sup>4</sup> Annualized.

<sup>5</sup> Portfolio turnover rate is not annualized and excludes the value of the portfolio securities received or delivered as a result of in-kind creations or redemptions of the Fund's capital shares. Short-term securities with maturities less than or equal to 365 days are excluded from the portfolio turnover calculation as well.

## Financial Highlights (continued)

Selected data for a share of beneficial interest outstanding throughout the period is presented below:

	For the Year Ended March 31, 2017	For the Year Ended March 31, 2016	For the Period April 9, 2015* through March 31, 2016
<b>WisdomTree Japan Hedged Quality Dividend Growth Fund</b>			
Net asset value, beginning of period	\$ 22.37		\$ 25.59
Investment operations:			
Net investment income <sup>1</sup>	0.41		0.45
Net realized and unrealized gain (loss)	2.37		(3.43)
Total from investment operations	2.78		(2.98)
Dividends to shareholders:			
Net investment income	(0.50)		(0.24)
Net asset value, end of period	\$ 24.65		\$ 22.37
<b>TOTAL RETURN<sup>2</sup></b>	12.60%		(11.73)%
<b>RATIOS/SUPPLEMENTAL DATA:</b>			
Net assets, end of period (000's omitted)	\$12,326		\$15,657
Ratios to average net assets of:			
Expenses, net of expense waivers	0.43%		0.43% <sup>3</sup>
Expenses, prior to expense waivers	0.48%		0.48% <sup>3</sup>
Net investment income	1.77%		1.88% <sup>3</sup>
Portfolio turnover rate <sup>4</sup>	37%		40%
<b>WisdomTree Japan Hedged Real Estate Fund</b>			
	For the Year Ended March 31, 2017	For the Year Ended March 31, 2016	For the Period April 8, 2014* through March 31, 2015
Net asset value, beginning of period	\$ 25.81	\$ 27.81	\$ 24.32
Investment operations:			
Net investment income <sup>1</sup>	0.28	0.63	0.42
Net realized and unrealized gain (loss)	0.25	(1.21)	4.98
Total from investment operations	0.53	(0.58)	5.40
Dividends and distributions to shareholders:			
Net investment income	(13.07)	(0.48)	(0.21)
Capital gains	—	(0.94)	(1.70)
Total dividends and distributions to shareholders	(13.07)	(1.42)	(1.91)
Net asset value, end of period	\$ 13.27	\$ 25.81	\$ 27.81
<b>TOTAL RETURN<sup>2</sup></b>	(0.02)%	(2.21)%	22.59%
<b>RATIOS/SUPPLEMENTAL DATA:</b>			
Net assets, end of period (000's omitted)	\$ 4,644	\$150,993	\$31,979
Ratios to average net assets of:			
Expenses, net of expense waivers	0.48%	0.47% <sup>5</sup>	0.43% <sup>3</sup>
Expenses, prior to expense waivers	0.48%	0.48%	0.48% <sup>3</sup>
Net investment income	1.15%	2.43%	1.59% <sup>3</sup>
Portfolio turnover rate <sup>4</sup>	22%	14%	20%

\* Commencement of operations.

<sup>1</sup> Based on average shares outstanding.

<sup>2</sup> Total return is calculated assuming an initial investment made at the net asset value at the beginning of the period, reinvestment of all dividends and distributions at net asset value during the period and redemption on the last day of the period. Total return calculated for a period of less than one year is not annualized. For the periods in which the investment adviser waived advisory fees, the total return would have been lower if certain expenses had not been waived.

<sup>3</sup> Annualized.

<sup>4</sup> Portfolio turnover rate is not annualized and excludes the value of the portfolio securities received or delivered as a result of in-kind creations or redemptions of the Fund's capital shares. Short-term securities with maturities less than or equal to 365 days are excluded from the portfolio turnover calculation as well.

<sup>5</sup> During the period, the investment advisor had contractually agreed to limit the advisory fee to 0.43% through July 31, 2015. On July 31, 2015, the contractual waiver expired and was not renewed.

## Financial Highlights (continued)

Selected data for a share of beneficial interest outstanding throughout the period is presented below:

<b>WisdomTree Japan Hedged SmallCap Equity Fund</b>	<b>For the Year Ended March 31, 2017</b>	<b>For the Year Ended March 31, 2016</b>	<b>For the Year Ended March 31, 2015</b>	<b>For the Period June 28, 2013* through March 31, 2014</b>
Net asset value, beginning of period	\$ 31.24	\$ 33.65	\$ 29.08	\$ 26.17
Investment operations:				
Net investment income <sup>1</sup>	0.70	0.41	0.47	0.59
Net realized and unrealized gain (loss)	5.94	(1.59)	6.74	2.38
Total from investment operations	6.64	(1.18)	7.21	2.97
Dividends and distributions to shareholders:				
Net investment income	(0.60)	(0.35)	(0.41)	(0.06)
Capital gains	—	(0.88)	(2.23)	—
Total dividends and distributions to shareholders	(0.60)	(1.23)	(2.64)	(0.06)
Net asset value, end of period	\$ 37.28	\$ 31.24	\$ 33.65	\$ 29.08
<b>TOTAL RETURN<sup>2</sup></b>	<b>21.64%</b>	<b>(3.83)%<sup>3</sup></b>	<b>25.86%</b>	<b>11.37%</b>
<b>RATIOS/SUPPLEMENTAL DATA:</b>				
Net assets, end of period (000's omitted)	\$115,561	\$90,584	\$117,762	\$75,614
Ratios to average net assets of:				
Expenses	0.58%	0.58%	0.59% <sup>4</sup>	0.58% <sup>5</sup>
Net investment income	2.11%	1.20%	1.52%	2.75% <sup>5</sup>
Portfolio turnover rate <sup>6</sup>	48%	45%	41%	19%

<b>WisdomTree Japan SmallCap Dividend Fund</b>	<b>For the Year Ended March 31, 2017</b>	<b>For the Year Ended March 31, 2016</b>	<b>For the Year Ended March 31, 2015</b>	<b>For the Period Ended March 31, 2014</b>	<b>For the Period Ended March 28, 2013</b>
Net asset value, beginning of period	\$ 55.30	\$ 54.09	\$ 50.28	\$ 48.84	\$ 45.45
Investment operations:					
Net investment income <sup>1</sup>	1.11	0.91	0.71	0.72	0.78
Net realized and unrealized gain	11.16	1.00	3.89	1.84	3.58
Total from investment operations	12.27	1.91	4.60	2.56	4.36
Dividends to shareholders:					
Net investment income	(1.09)	(0.70)	(0.79)	(1.12)	(0.97)
Net asset value, end of period	\$ 66.48	\$ 55.30	\$ 54.09	\$ 50.28	\$ 48.84
<b>TOTAL RETURN<sup>2</sup></b>	<b>22.43%</b>	<b>3.51%</b>	<b>9.26%</b>	<b>5.41%</b>	<b>9.97%</b>
<b>RATIOS/SUPPLEMENTAL DATA:</b>					
Net assets, end of period (000's omitted)	\$475,304	\$423,031	\$286,651	\$284,106	\$192,914
Ratios to average net assets <sup>7</sup> of:					
Expenses <sup>8</sup>	0.58%	0.58%	0.59% <sup>4</sup>	0.58% <sup>5</sup>	0.58% <sup>5</sup>
Net investment income	1.84%	1.65%	1.40%	1.44% <sup>5</sup>	1.84% <sup>5</sup>
Portfolio turnover rate <sup>6</sup>	33%	29%	36%	21%	41%

\* Commencement of operations.

<sup>1</sup> Based on average shares outstanding.

<sup>2</sup> Total return is calculated assuming an initial investment made at the net asset value at the beginning of the period, reinvestment of all dividends and distributions at net asset value during the period and redemption on the last day of the period. Total return calculated for a period of less than one year is not annualized. For the periods in which the investment adviser waived advisory fees for the WisdomTree Japan SmallCap Dividend Fund, the total return would have been lower if certain expenses had not been waived.

<sup>3</sup> Includes a voluntary reimbursement from the sub-advisor for investment losses on certain foreign exchange transactions during the period. Excluding this voluntary reimbursement, total return would have been 0.95% lower.

<sup>4</sup> Included in the expense ratio are proxy expenses. Without these proxy expenses, the expense ratio would have been 0.58%.

<sup>5</sup> Annualized.

<sup>6</sup> Portfolio turnover rate is not annualized and excludes the value of the portfolio securities received or delivered as a result of in-kind creations or redemptions of the Fund's capital shares. Short-term securities with maturities less than or equal to 365 days are excluded from the portfolio turnover calculation as well.

<sup>7</sup> The ratios to average net assets do not include net investment income (loss) or expenses of other funds in which the Fund invests.

<sup>8</sup> The expense ratio includes investment advisory fee waivers. Without these investment advisory fee waivers, the expense ratio would have been unchanged.

## Financial Highlights (continued)

Selected data for a share of beneficial interest outstanding throughout the period is presented below:

<b>WisdomTree United Kingdom Hedged Equity Fund</b>	<b>For the Year Ended March 31, 2017</b>	<b>For the Year Ended March 31, 2016</b>	<b>For the Year Ended March 31, 2015</b>	<b>For the Period June 28, 2013* through March 31, 2014</b>
Net asset value, beginning of period	\$ 23.25	\$ 25.82	\$ 25.52	\$ 24.99
Investment operations:				
Net investment income <sup>1</sup>	1.01	1.08	0.97	1.40
Net realized and unrealized gain (loss)	4.30	(2.42)	0.23	0.91
Total from investment operations	5.31	(1.34)	1.20	2.31
Dividends and distributions to shareholders:				
Net investment income	(0.99)	(0.92)	(0.90)	(1.78)
Capital gains	(3.51)	(0.31)	—	—
Return of capital	(0.19)	—	—	—
Total dividends and distributions to shareholders	(4.69)	(1.23)	(0.90)	(1.78)
Net asset value, end of period	\$ 23.87	\$ 23.25	\$ 25.82	\$ 25.52
<b>TOTAL RETURN<sup>2</sup></b>	<b>24.74%</b>	<b>(5.15)%</b>	<b>4.71%</b>	<b>9.36%</b>
<b>RATIOS/SUPPLEMENTAL DATA:</b>				
Net assets, end of period (000's omitted)	\$17,901	\$27,902	\$28,407	\$16,590
Ratios to average net assets of:				
Expenses	0.48%	0.49% <sup>3</sup>	0.49% <sup>4</sup>	0.48% <sup>5</sup>
Net investment income	4.09%	4.45%	3.75%	6.98% <sup>5</sup>
Portfolio turnover rate <sup>6</sup>	44%	30%	20%	12%

\* Commencement of operations.

<sup>1</sup> Based on average shares outstanding.

<sup>2</sup> Total return is calculated assuming an initial investment made at the net asset value at the beginning of the period, reinvestment of all dividends and distributions at net asset value during the period and redemption on the last day of the period. Total return calculated for a period of less than one year is not annualized.

<sup>3</sup> Included in the expense ratio are non-recurring professional expenses. Without these expenses, the expense ratio would have been 0.48%.

<sup>4</sup> Included in the expense ratio are proxy expenses. Without these proxy expenses, the expense ratio would have been 0.48%.

<sup>5</sup> Annualized.

<sup>6</sup> Portfolio turnover rate is not annualized and excludes the value of the portfolio securities received or delivered as a result of in-kind creations or redemptions of the Fund's capital shares. Short-term securities with maturities less than or equal to 365 days are excluded from the portfolio turnover calculation as well.

## Financial Highlights (continued)

Selected data for a share of beneficial interest outstanding throughout the period is presented below:

<b>WisdomTree Asia Pacific ex-Japan Fund</b>	<b>For the Year Ended March 31, 2017</b>	<b>For the Year Ended March 31, 2016</b>	<b>For the Year Ended March 31, 2015</b>	<b>For the Period Ended March 31, 2014</b>	<b>For the Period Ended March 28, 2013</b>
Net asset value, beginning of period	\$ 57.08	\$ 67.20	\$ 65.72	\$ 68.70	\$ 64.05
Investment operations:					
Net investment income <sup>1</sup>	1.90	2.14	2.29	2.25	2.27
Net realized and unrealized gain (loss)	7.03	(10.20)	1.46	(3.01)	4.65
Total from investment operations	8.93	(8.06)	3.75	(0.76)	6.92
Dividends to shareholders:					
Net investment income	(1.93)	(2.06)	(2.27)	(2.22)	(2.27)
Net asset value, end of period	\$ 64.08	\$ 57.08	\$ 67.20	\$ 65.72	\$ 68.70
<b>TOTAL RETURN<sup>2</sup></b>	<b>15.96%</b>	<b>(12.06)%<sup>3</sup></b>	<b>5.71%</b>	<b>(0.98)%</b>	<b>11.18%</b>
<b>RATIOS/SUPPLEMENTAL DATA:</b>					
Net assets, end of period (000's omitted)	\$41,655	\$45,665	\$47,037	\$52,579	\$96,187
Ratios to average net assets <sup>4</sup> of:					
Expenses	0.48%	0.48% <sup>5</sup>	0.49% <sup>5,6</sup>	0.48% <sup>5,7</sup>	0.48% <sup>5,7</sup>
Net investment income	3.19%	3.59%	3.36%	3.35% <sup>7</sup>	3.53% <sup>7</sup>
Portfolio turnover rate <sup>8</sup>	27%	24%	17%	21%	26%

<b>WisdomTree China ex-State-Owned Enterprises Fund</b>	<b>For the Year Ended March 31, 2017</b>	<b>For the Year Ended March 31, 2016<sup>9</sup></b>	<b>For the Year Ended March 31, 2015</b>	<b>For the Period Ended March 31, 2014</b>	<b>For the Period September 19, 2012* through March 28, 2013</b>
Net asset value, beginning of period	\$46.75	\$ 55.28	\$ 49.70	\$ 51.90	\$ 50.02
Investment operations:					
Net investment income <sup>1</sup>	0.64	1.25	1.33	1.39	(0.14)
Net realized and unrealized gain (loss)	10.45	(8.59)	5.48	(2.15)	2.02
Total from investment operations	11.09	(7.34)	6.81	(0.76)	1.88
Dividends to shareholders:					
Net investment income	(0.67)	(1.19)	(1.23)	(1.44)	—
Net asset value, end of period	\$57.17	\$ 46.75	\$ 55.28	\$ 49.70	\$ 51.90
<b>TOTAL RETURN<sup>2</sup></b>	<b>23.94%</b>	<b>(13.40)%</b>	<b>13.86%</b>	<b>(1.32)%</b>	<b>3.76%</b>
<b>RATIOS/SUPPLEMENTAL DATA:</b>					
Net assets, end of period (000's omitted)	\$8,576	\$ 9,351	\$16,585	\$17,396	\$36,331
Ratios to average net assets of:					
Expenses, net of expense waivers	0.53% <sup>10</sup>	0.57% <sup>10</sup>	0.64% <sup>11</sup>	0.63% <sup>7</sup>	0.63% <sup>7</sup>
Expenses, prior to expense waivers	0.63%	0.63%	0.64% <sup>11</sup>	0.63% <sup>7</sup>	0.63% <sup>7</sup>
Net investment income (loss)	1.29%	2.42%	2.53%	2.75% <sup>7</sup>	(0.51)% <sup>7</sup>
Portfolio turnover rate <sup>8</sup>	37%	143%	30%	21%	0%

\* Commencement of operations.

<sup>1</sup> Based on average shares outstanding.

<sup>2</sup> Total return is calculated assuming an initial investment made at the net asset value at the beginning of the period, reinvestment of all dividends and distributions at net asset value during the period and redemption on the last day of the period. Total return calculated for a period of less than one year is not annualized. For the periods in which the investment adviser waived advisory fees, the total return would have been lower if certain expenses had not been waived.

<sup>3</sup> Includes a voluntary reimbursement from the sub-advisor for investment losses on certain foreign exchange transactions during the period. Excluding this voluntary reimbursement, total return would have been unchanged.

<sup>4</sup> The ratios to average net assets do not include net investment income (loss) or expenses of other funds in which the Fund invests.

<sup>5</sup> The expense ratio includes investment advisory fee waivers. Without these investment advisory fee waivers, the expense ratio would have been unchanged.

<sup>6</sup> Included in the expense ratio are proxy expenses. Without these proxy expenses, the expense ratio would have been 0.48%.

<sup>7</sup> Annualized.

<sup>8</sup> Portfolio turnover rate is not annualized and excludes the value of the portfolio securities received or delivered as a result of in-kind creations or redemptions of the Fund's capital shares. Short-term securities with maturities less than or equal to 365 days are excluded from the portfolio turnover calculation as well.

<sup>9</sup> The information reflects the investment objective and strategy of the WisdomTree China Dividend ex-Financials Fund through June 30, 2015 and the investment objective and strategy of the WisdomTree China ex-State-Owned Enterprises Fund thereafter.

<sup>10</sup> Effective July 1, 2015, the investment advisor contractually agreed to limit the advisory fee to 0.53% through July 31, 2017, unless earlier terminated by the Board of Trustees of the Trust.

<sup>11</sup> Included in the expense ratio are proxy expenses. Without these proxy expenses, the expense ratio would have been 0.63%.



## Financial Highlights (continued)

Selected data for a share of beneficial interest outstanding throughout the period is presented below:

<b>WisdomTree Emerging Markets Consumer Growth Fund</b>	<b>For the Year Ended March 31, 2017</b>	<b>For the Year Ended March 31, 2016</b>	<b>For the Year Ended March 31, 2015</b>	<b>For the Period September 27, 2013* through March 31, 2014</b>
Net asset value, beginning of period	\$ 20.60	\$ 24.89	\$ 24.56	\$ 24.79
Investment operations:				
Net investment income <sup>1</sup>	0.45	0.52	0.48	0.17
Net realized and unrealized gain (loss)	2.01	(4.28)	0.32	(0.33)
Total from investment operations	2.46	(3.76)	0.80	(0.16)
Dividends to shareholders:				
Net investment income	(0.53)	(0.53)	(0.47)	(0.07)
Net asset value, end of period	\$ 22.53	\$ 20.60	\$ 24.89	\$ 24.56
<b>TOTAL RETURN<sup>2</sup></b>	<b>12.17%</b>	<b>(15.21)%</b>	<b>3.24%</b>	<b>(0.63)%</b>
<b>RATIOS/SUPPLEMENTAL DATA:</b>				
Net assets, end of period (000's omitted)	\$24,782	\$12,357	\$19,912	\$19,647
Ratios to average net assets of:				
Expenses	0.63%	0.63%	0.64% <sup>3</sup>	0.63% <sup>4</sup>
Net investment income	2.12%	2.39%	1.88%	1.46% <sup>4</sup>
Portfolio turnover rate <sup>5</sup>	72%	49%	41%	7%

<b>WisdomTree Emerging Markets ex-State-Owned Enterprises Fund</b>	<b>For the Year Ended March 31, 2017</b>	<b>For the Year Ended March 31, 2016</b>	<b>For the Period December 10, 2014* through March 31, 2015</b>
Net asset value, beginning of period	\$21.48	\$ 25.17	\$ 24.59
Investment operations:			
Net investment income <sup>1</sup>	0.30	0.35	0.07
Net realized and unrealized gain (loss)	3.25	(3.24)	0.56
Total from investment operations	3.55	(2.89)	0.63
Dividends to shareholders:			
Net investment income	(0.31)	(0.80)	(0.05)
Net asset value, end of period	\$24.72	\$ 21.48	\$ 25.17
<b>TOTAL RETURN<sup>2</sup></b>	<b>16.68%</b>	<b>(11.69)%</b>	<b>2.57%</b>
<b>RATIOS/SUPPLEMENTAL DATA:</b>			
Net assets, end of period (000's omitted)	\$2,472	\$ 2,148	\$10,069
Ratios to average net assets of:			
Expenses	0.58%	0.58%	0.58% <sup>4</sup>
Net investment income	1.33%	1.48%	0.88% <sup>4</sup>
Portfolio turnover rate <sup>5</sup>	15%	46%	2%

\* Commencement of operations.

<sup>1</sup> Based on average shares outstanding.

<sup>2</sup> Total return is calculated assuming an initial investment made at the net asset value at the beginning of the period, reinvestment of all dividends and distributions at net asset value during the period and redemption on the last day of the period. Total return calculated for a period of less than one year is not annualized.

<sup>3</sup> Included in the expense ratio are proxy expenses. Without these proxy expenses, the expense ratio would have been 0.63%.

<sup>4</sup> Annualized.

<sup>5</sup> Portfolio turnover rate is not annualized and excludes the value of the portfolio securities received or delivered as a result of in-kind creations or redemptions of the Fund's capital shares. Short-term securities with maturities less than or equal to 365 days are excluded from the portfolio turnover calculation as well.

## Financial Highlights (continued)

Selected data for a share of beneficial interest outstanding throughout the period is presented below:

<b>WisdomTree Emerging Markets High Dividend Fund</b>		For the Year Ended March 31, 2017	For the Year Ended March 31, 2016	For the Year Ended March 31, 2015	For the Period Ended March 31, 2014	For the Period Ended March 28, 2013
Net asset value, beginning of period		\$ 35.05	\$ 42.68	\$ 49.23	\$ 54.81	\$ 57.34
Investment operations:						
Net investment income <sup>1</sup>		1.42	1.76	2.16	2.16	1.78
Net realized and unrealized gain (loss)		5.58	(7.74)	(6.57)	(5.60)	(2.50)
Total from investment operations		7.00	(5.98)	(4.41)	(3.44)	(0.72)
Dividends to shareholders:						
Net investment income		(1.36)	(1.65)	(2.14)	(2.14)	(1.81)
Net asset value, end of period		\$ 40.69	\$ 35.05	\$ 42.68	\$ 49.23	\$ 54.81
<b>TOTAL RETURN<sup>2</sup></b>		20.44%	(14.07)%	(9.40)%	(6.22)%	(1.05)%
<b>RATIOS/SUPPLEMENTAL DATA:</b>						
Net assets, end of period (000's omitted)		\$1,721,381	\$1,321,221	\$2,159,557	\$3,888,854	\$5,475,068
Ratios to average net assets <sup>3</sup> of:						
Expenses <sup>4</sup>		0.63%	0.63%	0.64% <sup>5</sup>	0.63% <sup>6</sup>	0.63% <sup>6</sup>
Net investment income		3.81%	4.64%	4.45%	4.20% <sup>6</sup>	3.32% <sup>6</sup>
Portfolio turnover rate <sup>7</sup>		41%	43%	39%	39%	47%

<b>WisdomTree Emerging Markets Quality Dividend Growth Fund</b>		For the Year Ended March 31, 2017	For the Year Ended March 31, 2016	For the Year Ended March 31, 2015	For the Period August 1, 2013* through March 31, 2014
Net asset value, beginning of period		\$ 21.11	\$ 24.08	\$ 24.92	\$ 25.22
Investment operations:					
Net investment income <sup>1</sup>		0.63	0.55	0.61	0.33
Net realized and unrealized gain (loss)		1.96	(2.94)	(0.87)	(0.42)
Total from investment operations		2.59	(2.39)	(0.26)	(0.09)
Dividends to shareholders:					
Net investment income		(0.67)	(0.58)	(0.58)	(0.21)
Net asset value, end of period		\$ 23.03	\$ 21.11	\$ 24.08	\$ 24.92
<b>TOTAL RETURN<sup>2</sup></b>		12.45%	(9.89)% <sup>8</sup>	(1.19)%	(0.33)%
<b>RATIOS/SUPPLEMENTAL DATA:</b>					
Net assets, end of period (000's omitted)		\$48,366	\$31,667	\$40,944	\$19,939
Ratios to average net assets of:					
Expenses		0.63%	0.63%	0.64% <sup>5</sup>	0.63% <sup>6</sup>
Net investment income		2.88%	2.59%	2.42%	2.03% <sup>6</sup>
Portfolio turnover rate <sup>7</sup>		49%	62%	47%	3%

\* Commencement of operations.

<sup>1</sup> Based on average shares outstanding.

<sup>2</sup> Total return is calculated assuming an initial investment made at the net asset value at the beginning of the period, reinvestment of all dividends and distributions at net asset value during the period and redemption on the last day of the period. Total return calculated for a period of less than one year is not annualized. For the periods in which the investment adviser waived advisory fees for the WisdomTree Emerging Markets High Dividend Fund, the total return would have been lower if certain expenses had not been waived.

<sup>3</sup> The ratios to average net assets do not include net investment income (loss) or expenses of other funds in which the Fund invests.

<sup>4</sup> The expense ratio includes investment advisory fee waivers. Without these investment advisory fee waivers, the expense ratio would have been unchanged.

<sup>5</sup> Included in the expense ratio are proxy expenses. Without these proxy expenses, the expense ratio would have been 0.63%.

<sup>6</sup> Annualized.

<sup>7</sup> Portfolio turnover rate is not annualized and excludes the value of the portfolio securities received or delivered as a result of in-kind creations or redemptions of the Fund's capital shares. Short-term securities with maturities less than or equal to 365 days are excluded from the portfolio turnover calculation as well.

<sup>8</sup> Includes a voluntary reimbursement from the sub-advisor for investment losses on certain foreign exchange transactions during the period. Excluding this voluntary reimbursement, total return would have been unchanged.

## Financial Highlights (continued)

*Selected data for a share of beneficial interest outstanding throughout the period is presented below:*

<b>WisdomTree Emerging Markets SmallCap Dividend Fund</b>					
	For the Year Ended March 31, 2017	For the Year Ended March 31, 2016	For the Year Ended March 31, 2015	For the Period Ended March 31, 2014	For the Period Ended March 28, 2013
Net asset value, beginning of period	\$ 37.90	\$ 44.46	\$ 46.40	\$ 51.18	\$ 47.80
Investment operations:					
Net investment income <sup>1</sup>	1.35	1.24	1.32	1.40	1.15
Net realized and unrealized gain (loss)	6.71	(6.65)	(1.97)	(4.57)	3.69
Total from investment operations	8.06	(5.41)	(0.65)	(3.17)	4.84
Dividends to shareholders:					
Net investment income	(1.34)	(1.15)	(1.29)	(1.61)	(1.46)
Net asset value, end of period	\$ 44.62	\$ 37.90	\$ 44.46	\$ 46.40	\$ 51.18
<b>TOTAL RETURN<sup>2</sup></b>	<b>21.76%</b>	<b>(12.20)%</b>	<b>(1.51)%</b>	<b>(6.08)%</b>	<b>10.58%</b>
<b>RATIOS/SUPPLEMENTAL DATA:</b>					
Net assets, end of period (000's omitted)	\$1,106,602	\$894,468	\$1,413,669	\$1,814,327	\$1,474,099
Ratios to average net assets <sup>3</sup> of:					
Expenses <sup>4</sup>	0.63%	0.63%	0.64% <sup>5</sup>	0.63% <sup>6</sup>	0.63% <sup>6</sup>
Net investment income	3.36%	3.13%	2.84%	2.96% <sup>6</sup>	2.49% <sup>6</sup>
Portfolio turnover rate <sup>7</sup>	47%	52%	42%	26%	44%
<b>WisdomTree Global ex-U.S. Quality Dividend Growth Fund</b>					
	For the Year Ended March 31, 2017	For the Year Ended March 31, 2016	For the Year Ended March 31, 2015	For the Period Ended March 31, 2014	For the Period Ended March 28, 2013
Net asset value, beginning of period	\$ 47.16	\$ 50.80	\$ 51.68	\$ 51.75	\$ 50.70
Investment operations:					
Net investment income <sup>1</sup>	1.14	1.02	1.05	1.38	1.34
Net realized and unrealized gain (loss)	2.94	(3.75)	(0.91)	(0.19)	1.08
Total from investment operations	4.08	(2.73)	0.14	1.19	2.42
Dividends to shareholders:					
Net investment income	(1.21)	(0.91)	(1.02)	(1.26)	(1.37)
Net asset value, end of period	\$ 50.03	\$ 47.16	\$ 50.80	\$ 51.68	\$ 51.75
<b>TOTAL RETURN<sup>2</sup></b>	<b>8.80%</b>	<b>(5.42)%</b>	<b>0.24%</b>	<b>2.53%</b>	<b>5.03%</b>
<b>RATIOS/SUPPLEMENTAL DATA:</b>					
Net assets, end of period (000's omitted)	\$50,031	\$66,026	\$86,353	\$62,012	\$87,977
Ratios to average net assets <sup>3</sup> of:					
Expenses	0.58%	0.58% <sup>4,8</sup>	0.59% <sup>4,9</sup>	0.58% <sup>6</sup>	0.58% <sup>4,6</sup>
Net investment income	2.39%	2.15%	2.05%	2.73% <sup>6</sup>	2.72% <sup>6</sup>
Portfolio turnover rate <sup>7</sup>	66%	61%	64%	93%	59%

<sup>1</sup> Based on average shares outstanding.

<sup>2</sup> Total return is calculated assuming an initial investment made at the net asset value at the beginning of the period, reinvestment of all dividends and distributions at net asset value during the period and redemption on the last day of the period. Total return calculated for a period of less than one year is not annualized. For the periods in which the investment adviser waived advisory fees, the total return would have been lower if certain expenses had not been waived.

<sup>3</sup> The ratios to average net assets do not include net investment income (loss) or expenses of other funds in which the Fund invests.

<sup>4</sup> The expense ratio includes investment advisory fee waivers. Without these investment advisory fee waivers, the expense ratio would have been unchanged.

<sup>5</sup> Included in the expense ratio are proxy expenses. Without these proxy expenses, the expense ratio would have been 0.63%.

<sup>6</sup> Annualized.

<sup>7</sup> Portfolio turnover rate is not annualized and excludes the value of the portfolio securities received or delivered as a result of in-kind creations or redemptions of the Fund's capital shares. Short-term securities with maturities less than or equal to 365 days are excluded from the portfolio turnover calculation as well.

<sup>8</sup> Included in the expense ratio are non-recurring professional expenses. Without these expenses, the expense ratio would have been unchanged.

<sup>9</sup> Included in the expense ratio are proxy expenses. Without these proxy expenses, the expense ratio would have been 0.58%.

## Financial Highlights (continued)

Selected data for a share of beneficial interest outstanding throughout the period is presented below:

<b>WisdomTree Global ex-U.S. Real Estate Fund</b>	<b>For the Year Ended March 31, 2017</b>	<b>For the Year Ended March 31, 2016</b>	<b>For the Year Ended March 31, 2015</b>	<b>For the Period Ended March 31, 2014</b>	<b>For the Period Ended March 28, 2013</b>
Net asset value, beginning of period	\$ 27.26	\$ 29.65	\$ 27.77	\$ 29.90	\$ 26.40
Investment operations:					
Net investment income <sup>1</sup>	1.06	0.89	1.54	0.96	0.97
Net realized and unrealized gain (loss)	1.35	(2.08)	1.75	(1.84)	4.87
Total from investment operations	2.41	(1.19)	3.29	(0.88)	5.84
Dividends and distributions to shareholders:					
Net investment income	(1.51)	(1.20)	(1.41)	(1.17)	(2.34)
Return of capital	—	—	—	(0.08)	—
Total dividends and distributions to shareholders	(1.51)	(1.20)	(1.41)	(1.25)	(2.34)
Net asset value, end of period	\$ 28.16	\$ 27.26	\$ 29.65	\$ 27.77	\$ 29.90
<b>TOTAL RETURN<sup>2</sup></b>	<b>9.33%<sup>3</sup></b>	<b>(3.89)%</b>	<b>12.08%</b>	<b>(2.70)%</b>	<b>22.62%</b>
<b>RATIOS/SUPPLEMENTAL DATA:</b>					
Net assets, end of period (000's omitted)	\$83,060	\$94,044	\$121,560	\$127,724	\$113,631
Ratios to average net assets <sup>4</sup> of:					
Expenses	0.58%	0.58% <sup>5</sup>	0.59% <sup>6,7</sup>	0.58% <sup>6,8</sup>	0.58% <sup>6,8</sup>
Net investment income	3.86%	3.22%	5.21%	3.37% <sup>8</sup>	3.42% <sup>8</sup>
Portfolio turnover rate <sup>9</sup>	19%	32%	26%	18%	23%

<b>WisdomTree Global High Dividend Fund</b>	<b>For the Year Ended March 31, 2017</b>	<b>For the Year Ended March 31, 2016</b>	<b>For the Year Ended March 31, 2015</b>	<b>For the Period Ended March 31, 2014</b>	<b>For the Period Ended March 28, 2013</b>
Net asset value, beginning of period	\$ 40.84	\$ 44.23	\$ 47.51	\$ 44.03	\$ 41.50
Investment operations:					
Net investment income <sup>1</sup>	1.46	1.76	1.83	2.11	1.68
Net realized and unrealized gain (loss)	3.97	(3.43)	(3.28)	3.46	2.51
Total from investment operations	5.43	(1.67)	(1.45)	5.57	4.19
Dividends to shareholders:					
Net investment income	(1.52)	(1.72)	(1.83)	(2.09)	(1.66)
Net asset value, end of period	\$ 44.75	\$ 40.84	\$ 44.23	\$ 47.51	\$ 44.03
<b>TOTAL RETURN<sup>2</sup></b>	<b>13.54%</b>	<b>(3.77)%</b>	<b>(3.23)%</b>	<b>13.13%</b>	<b>10.51%</b>
<b>RATIOS/SUPPLEMENTAL DATA:</b>					
Net assets, end of period (000's omitted)	\$89,510	\$73,511	\$101,718	\$123,527	\$103,473
Ratios to average net assets <sup>4</sup> of:					
Expenses	0.58%	0.58% <sup>5,6</sup>	0.59% <sup>6,7</sup>	0.58% <sup>6,8</sup>	0.58% <sup>6,8</sup>
Net investment income	3.42%	4.19%	3.91%	4.60% <sup>8</sup>	4.10% <sup>8</sup>
Portfolio turnover rate <sup>9</sup>	21%	56%	30%	25%	32%

<sup>1</sup> Based on average shares outstanding.

<sup>2</sup> Total return is calculated assuming an initial investment made at the net asset value at the beginning of the period, reinvestment of all dividends and distributions at net asset value during the period and redemption on the last day of the period. Total return calculated for a period of less than one year is not annualized. For the periods in which the investment adviser waived advisory fees, the total return would have been lower if certain expenses had not been waived.

<sup>3</sup> Includes a voluntary reimbursement from the sub-adviser for investment losses on certain foreign exchange transactions during the year. Excluding this voluntary reimbursement, total return would have been unchanged.

<sup>4</sup> The ratios to average net assets do not include net investment income (loss) or expenses of other funds in which the Fund invests.

<sup>5</sup> Included in the expense ratio are non-recurring professional expenses. Without these expenses, the expense ratio would have been unchanged.

<sup>6</sup> The expense ratio includes investment advisory fee waivers. Without these investment advisory fee waivers, the expense ratio would have been unchanged.

<sup>7</sup> Included in the expense ratio are proxy expenses. Without these proxy expenses, the expense ratio would have been 0.58%.

<sup>8</sup> Annualized.

<sup>9</sup> Portfolio turnover rate is not annualized and excludes the value of the portfolio securities received or delivered as a result of in-kind creations or redemptions of the Fund's capital shares. Short-term securities with maturities less than or equal to 365 days are excluded from the portfolio turnover calculation as well.

## Financial Highlights (continued)

Selected data for a share of beneficial interest outstanding throughout the period is presented below:

<b>WisdomTree India Earnings Fund</b>					
<i>(consolidated)</i>	For the Year Ended March 31, 2017	For the Year Ended March 31, 2016	For the Year Ended March 31, 2015	For the Year Ended March 31, 2014	For the Year Ended March 31, 2013
Net asset value, beginning of year	\$ 19.42	\$ 22.64	\$ 18.93	\$ 17.97	\$ 19.24
Investment operations:					
Net investment income <sup>1</sup>	0.23	0.26	0.22	0.25	0.17
Net realized and unrealized gain (loss)	4.70	(3.26)	3.65	0.94	(1.29)
Total from investment operations	4.93	(3.00)	3.87	1.19	(1.12)
Dividends to shareholders:					
Net investment income	(0.28)	(0.22)	(0.16)	(0.23)	(0.15)
Net asset value, end of year	\$ 24.07	\$ 19.42	\$ 22.64	\$ 18.93	\$ 17.97
<b>TOTAL RETURN<sup>2</sup></b>	25.56%	(13.31)% <sup>3</sup>	20.44%	6.81%	(5.80)%
<b>RATIOS/SUPPLEMENTAL DATA:</b>					
Net assets, end of year (000's omitted)	\$1,564,606	\$1,475,616	\$2,372,406	\$939,064	\$1,071,074
Ratios to average net assets of:					
Expenses, net of expense reimbursements	0.84% <sup>4</sup>	0.84% <sup>4</sup>	0.84% <sup>4,5</sup>	0.84% <sup>4</sup>	0.84% <sup>6</sup>
Expenses, prior to expense reimbursements	0.84% <sup>4</sup>	0.84% <sup>4</sup>	0.84% <sup>4,5</sup>	0.84% <sup>4</sup>	0.86% <sup>6</sup>
Net investment income	1.09%	1.28%	0.99%	1.49%	0.91%
Portfolio turnover rate <sup>7</sup>	30%	38%	26%	43%	27%

<b>WisdomTree Middle East Dividend Fund</b>					
	For the Year Ended March 31, 2017	For the Year Ended March 31, 2016	For the Year Ended March 31, 2015	For the Period Ended March 31, 2014	For the Period Ended March 28, 2013
Net asset value, beginning of period	\$ 17.28	\$ 20.25	\$ 22.38	\$ 16.11	\$ 15.60
Investment operations:					
Net investment income <sup>1</sup>	0.59	0.58	0.67	1.28	0.63
Net realized and unrealized gain (loss)	0.50	(2.85)	(2.06)	5.71	0.59
Total from investment operations	1.09	(2.27)	(1.39)	6.99	1.22
Dividends to shareholders:					
Net investment income	(0.77)	(0.70)	(0.74)	(0.72)	(0.71)
Net asset value, end of period	\$ 17.60	\$ 17.28	\$ 20.25	\$ 22.38	\$ 16.11
<b>TOTAL RETURN<sup>2</sup></b>	6.60%	(11.57)%	(6.28)%	44.12%	8.46%
<b>RATIOS/SUPPLEMENTAL DATA:</b>					
Net assets, end of period (000's omitted)	\$17,601	\$20,731	\$34,420	\$53,717	\$14,498
Ratios to average net assets of:					
Expenses, net of expense waivers	0.88%	0.88%	0.89% <sup>8</sup>	0.88% <sup>9</sup>	0.88% <sup>9</sup>
Expenses, prior to expense waivers	0.88%	0.88%	0.89% <sup>8</sup>	0.88% <sup>9</sup>	1.35% <sup>9</sup>
Net investment income	3.44%	3.13%	2.93%	6.61% <sup>9</sup>	4.26% <sup>9</sup>
Portfolio turnover rate <sup>7</sup>	29%	25%	89%	26%	52%

<sup>1</sup> Based on average shares outstanding.

<sup>2</sup> Total return is calculated assuming an initial investment made at the net asset value at the beginning of the period, reinvestment of all dividends and distributions at net asset value during the period and redemption on the last day of the period. Total return calculated for a period of less than one year is not annualized. For the periods in which the investment adviser waived advisory fees, the total return would have been lower if certain expenses had not been waived.

<sup>3</sup> Includes a reimbursement from the sub-advisor for operating losses on a creation that took place during the period when the NAV was understated. Excluding the reimbursement, total return would have been unchanged.

<sup>4</sup> Includes interest expense of 0.01%, 0.01%, 0.01% and 0.01% for the fiscal years ended 2017, 2016, 2015 and 2014, respectively.

<sup>5</sup> Included in the expense ratio are proxy expenses. Without these proxy expenses, the expense ratio would have been unchanged.

<sup>6</sup> Excludes Mauritius income tax expense (see Note 7). If Mauritius income tax expense had been included, the Fund's expense ratios (before and after expense reimbursements) would have been higher by 0.02% for the fiscal year ended 2013.

<sup>7</sup> Portfolio turnover rate is not annualized and excludes the value of the portfolio securities received or delivered as a result of in-kind creations or redemptions of the Fund's capital shares. Short-term securities with maturities less than or equal to 365 days are excluded from the portfolio turnover calculation as well.

<sup>8</sup> Included in the expense ratio are proxy expenses. Without these proxy expenses, the expense ratio would have been 0.88%.

<sup>9</sup> Annualized.



WisdomTree Trust  
245 Park Avenue, 35th Floor  
New York, NY 10167



## GO PAPERLESS

Contact your broker to sign up  
for eDelivery of WisdomTree  
Fund documents.

The Funds' current SAI provides additional detailed information about the Funds. The Trust has electronically filed the SAI with the SEC. It is incorporated by reference in this Prospectus.

Additional information about the Funds' investments is or will be available in the Funds' annual and semi-annual reports to shareholders. In the annual report you will find a discussion of the market conditions and investment strategies that significantly affected the Funds' performance during the last fiscal year.

To make shareholder inquiries, for more detailed information on the Funds, or to request the SAI or annual or semi-annual shareholder reports, as applicable, free of charge, please:

**Call: 1-866-909-9473**  
**Monday through Friday**  
**9:00 a.m. to 6:00 p.m.**  
**(Eastern time)**

**Write: WisdomTree Trust**  
**c/o Foreside Fund Services, LLC**  
**Three Canal Plaza, Suite 100**  
**Portland, Maine 04101**

**Visit: [www.wisdomtree.com](http://www.wisdomtree.com)**

Information about the Funds (including the SAI) can be reviewed and copied at the SEC's Public Reference Room in Washington, D.C., and information on the operation of the Public Reference Room may be obtained by calling the SEC at 1-202-551-8090. Reports and other information about the Funds are available on the EDGAR Database on the SEC's Internet site at [www.sec.gov](http://www.sec.gov), and copies of this information may be obtained, after paying a duplicating fee, by electronic request at the following e-mail address: [publicinfo@sec.gov](mailto:publicinfo@sec.gov), or by writing the SEC's Public Reference Section, Washington, D.C. 20549-1520.

No person is authorized to give any information or to make any representations about any Fund and its shares not contained in this Prospectus and you should not rely on any other information. Read and keep this Prospectus for future reference.

© 2017 WisdomTree Trust

WisdomTree Funds are distributed in the U.S. by  
Foreside Fund Services, LLC  
Three Canal Plaza, Suite 100  
Portland, Maine 04101

WisdomTree® is a registered mark of WisdomTree  
Investments, Inc.

INVESTMENT COMPANY ACT FILE NO. 811-21864  
WIS-PR- 002-0817