

## VANECK VECTORS®

Agribusiness ETF	MOO®
Coal ETF	KOL®
Global Alternative Energy ETF	GEX®
Gold Miners ETF	GDX®
Junior Gold Miners ETF	GDXJ®
Natural Resources ETF	HAP®
Oil Refiners ETF	CRAK®
Oil Services ETF	OIH®
Rare Earth/Strategic Metals ETF	REMX®
Solar Energy ETF	KWT®
Steel ETF	SLX®
Unconventional Oil & Gas ETF	FRAK®
Uranium+Nuclear Energy ETF	NLR®

Principal U.S. Listing Exchange for each Fund: NYSE Arca, Inc.

The U.S. Securities and Exchange Commission has not approved or disapproved these securities or passed upon the accuracy or adequacy of this Prospectus. Any representation to the contrary is a criminal offense.



**SUPPLEMENT DATED SEPTEMBER 8, 2017 TO  
THE PROSPECTUS AND STATEMENT OF ADDITIONAL INFORMATION  
OF VANECK VECTORS ETF TRUST  
DATED MAY 1, 2017, SUPPLEMENTED AUGUST 18, 2017 AND SEPTEMBER 1, 2017**

This Supplement updates certain information contained in the above-dated Prospectus and Statement of Additional Information for VanEck Vectors® ETF Trust (the "Trust") regarding VanEck Vectors Solar Energy ETF (the "Fund"), a series of the Trust. You may obtain copies of the Fund's Prospectus and Statement of Additional Information free of charge, upon request, by calling toll-free 1.800.826.2333 or by visiting the VanEck website at [www.vaneck.com](http://www.vaneck.com).

At a meeting held on September 7, 2017, the Board of Trustees of the Trust unanimously approved the termination and winding down of the Fund, which is expected to happen on or about October 6, 2017.

After the close of business on Friday, September 29, 2017, the Fund will no longer accept creation orders. This is also expected to be the last day of trading of shares of the Fund on NYSE Arca, Inc. ("NYSE Arca"). Shareholders should be aware that when the Fund commences liquidation, which is expected to occur on or about Monday, October 2, 2017, it will no longer pursue its stated investment objective or engage in any business activities except for the purposes of selling and converting into cash all of the assets of the Fund, paying its liabilities, and distributing its remaining proceeds or assets to shareholders (the "Liquidating Distribution"). During this period, the Fund is likely to incur higher tracking error than is typical for the Fund. Furthermore, during the time between market close on Friday, September 29, 2017 and Friday, October 6, 2017, shareholders will be unable to dispose of their shares on NYSE Arca.

Shareholders may sell their holdings of the Fund, incurring typical transaction fees from their broker-dealer, on NYSE Arca until market close on Friday, September 29, 2017, at which point the Fund's shares will no longer trade on NYSE Arca and the shares will be subsequently delisted. Shareholders who continue to hold shares of the Fund on the Fund's liquidation date will receive a Liquidating Distribution (if any) with a value equal to their proportionate ownership interest in the Fund on that date. Such Liquidating Distribution received by a shareholder, if any, may be in an amount that is greater or less than the amount a shareholder might receive if they dispose of their shares on NYSE Arca prior to Monday, October 2, 2017. The Fund's liquidation and payment of the Liquidating Distribution may occur prior to or later than the dates listed above.

Shareholders who receive a Liquidating Distribution generally will recognize a capital gain or loss equal to the amount received for their shares over their adjusted basis in such shares. Please consult your personal tax advisor about the potential tax consequences.

Shareholders should call the Fund's distributor, Van Eck Securities Corporation, at 1.800.826.2333 for additional information.

**Please retain this supplement for future reference.**



**SUPPLEMENT DATED AUGUST 18, 2017 TO THE STATUTORY PROSPECTUS  
OF VANECK VECTORS ETF TRUST  
Dated May 1, 2017**

This Supplement updates certain information contained in the above-dated Prospectus for VanEck Vectors® ETF Trust (the "Trust") regarding the VanEck Vectors Global Alternative Energy ETF (the "Fund"), a series of the Trust. You may obtain copies of the Fund's Prospectus free of charge, upon request, by calling toll-free 1.800.826.2333 or by visiting the VanEck website at [www.vaneck.com](http://www.vaneck.com).

Ardour Global Indexes LLC, the publisher of the Ardour Global Index, was dissolved and reorganized into S-Network Global Indexes, Inc. Accordingly, the Prospectus is supplemented as follows:

1. The "Index Providers" section of the Prospectus is hereby deleted in its entirety and replaced with the following:

The Gold Miners Index and Steel Index are published by NYSE. The Agribusiness Index, Coal Index, Junior Gold Miners Index, Oil & Gas Index, Oil Refiners Index, Oil Services Index, Rare Earth/Strategic Metals Index, Solar Energy Index and Nuclear Energy Index are published by MV Index Solutions GmbH ("MVIS"), which is a wholly owned subsidiary of the Adviser. The Natural Resources Index and the Ardour Global Index are published by S-Network Global Indexes, Inc. ("S-Network").

NYSE, MVIS and S-Network are referred to herein as the "Index Providers." The Index Providers do not sponsor, endorse, or promote the Funds and bear no liability with respect to the Funds or any security.

2. The first sentence of the third paragraph of the "Ardour Global Index (Extra Liquid)" section of the Prospectus is hereby deleted in its entirety and replaced with the following:

The Ardour Global Index and AGI Composite Index are each calculated and maintained by Thomson Reuters PLC on behalf of S-Network.

3. The tenth through fourteenth paragraphs of the "License Agreements and Disclaimers" section of the Prospectus are hereby deleted in their entirety and replaced with the following:

The Adviser has entered into a licensing agreement with S-Network to use the Ardour Global Index. VanEck Vectors Global Alternative Energy ETF is entitled to use its Index pursuant to a sub-licensing arrangement with the Adviser.

THE SHARES OF VANECK VECTORS GLOBAL ALTERNATIVE ENERGY ETF ARE NOT SPONSORED, ENDORSED, SOLD OR PROMOTED BY S-NETWORK. S-NETWORK MAKES NO REPRESENTATION OR WARRANTY, EXPRESS OR IMPLIED, TO THE OWNERS OF SHARES OF VANECK VECTORS GLOBAL ALTERNATIVE ENERGY ETF OR ANY MEMBER OF THE PUBLIC REGARDING THE ADVISABILITY OF

INVESTING IN SECURITIES GENERALLY OR IN THE SHARES OF VANECK VECTORS GLOBAL ALTERNATIVE ENERGY ETF PARTICULARLY OR THE ABILITY OF ARDOUR GLOBAL INDEX TO TRACK THE PERFORMANCE OF THE PHYSICAL COMMODITIES MARKET.

S-NETWORK'S ONLY RELATIONSHIP TO THE ADVISER IS THE LICENSING OF CERTAIN SERVICE MARKS AND TRADE NAMES OF S-NETWORK AND OF THE ARDOUR GLOBAL INDEX THAT IS DETERMINED, COMPOSED AND CALCULATED BY S-NETWORK WITHOUT REGARD TO THE ADVISER OR THE SHARES OF VANECK VECTORS GLOBAL ALTERNATIVE ENERGY ETF. S-NETWORK HAS NO OBLIGATION TO TAKE THE NEEDS OF THE ADVISER OR THE OWNERS OF SHARES OF VANECK VECTORS GLOBAL ALTERNATIVE ENERGY ETF INTO CONSIDERATION IN DETERMINING, COMPOSING OR CALCULATING THE ARDOUR GLOBAL INDEX. S-NETWORK IS NOT RESPONSIBLE FOR AND HAS NOT PARTICIPATED IN THE DETERMINATION OF THE TIMING OF, PRICES AT, OR QUANTITIES OF THE SHARES OF VANECK VECTORS GLOBAL ALTERNATIVE ENERGY ETF TO BE USED OR IN THE DETERMINATION OR CALCULATION OF THE EQUATION BY WHICH THE SHARES OF VANECK VECTORS GLOBAL ALTERNATIVE ENERGY ETF ARE TO BE CONVERTED INTO CASH. S-NETWORK HAS NO OBLIGATION OR LIABILITY IN CONNECTION WITH THE ADMINISTRATION, MARKETING OR TRADING OF THE SHARES OF VANECK VECTORS GLOBAL ALTERNATIVE ENERGY ETF.

S-NETWORK DOES NOT GUARANTEE THE ACCURACY AND/OR THE COMPLETENESS OF THE ARDOUR GLOBAL INDEX OR ANY DATA INCLUDED THEREIN AND S-NETWORK SHALL HAVE NO LIABILITY FOR ANY ERRORS, OMISSIONS, OR INTERRUPTIONS THEREIN. S-NETWORK MAKES NO WARRANTY, EXPRESS OR IMPLIED, AS TO RESULTS TO BE OBTAINED BY THE ADVISER, OWNERS OF SHARES OF VANECK VECTORS GLOBAL ALTERNATIVE ENERGY ETF, OR ANY OTHER PERSON OR ENTITY FROM THE USE OF THE ARDOUR GLOBAL INDEX OR ANY DATA INCLUDED THEREIN. S-NETWORK MAKES NO EXPRESS OR IMPLIED WARRANTIES, AND EXPRESSLY DISCLAIMS ALL WARRANTIES OF MERCHANTABILITY OR FITNESS FOR A PARTICULAR PURPOSE OR USE WITH RESPECT TO THE ARDOUR GLOBAL INDEX OR ANY DATA INCLUDED THEREIN. WITHOUT LIMITING ANY OF THE FOREGOING, IN NO EVENT SHALL S-NETWORK HAVE ANY LIABILITY FOR ANY SPECIAL, PUNITIVE, INDIRECT, OR CONSEQUENTIAL DAMAGES (INCLUDING LOST PROFITS), EVEN IF NOTIFIED OF THE POSSIBILITY OF SUCH DAMAGES.

"S-NETWORK GLOBAL INDEXES, LLC<sup>SM</sup>", "ARDOUR GLOBAL INDEX<sup>SM</sup>, (COMPOSITE)", "ARDOUR COMPOSITE<sup>SM</sup>", "ARDOUR GLOBAL INDEX<sup>SM</sup>" (EXTRA LIQUID)", "ARDOUR XL<sup>SM</sup>", "ARDOUR GLOBAL ALTERNATIVE ENERGY INDEXES<sup>SM</sup>", "ARDOUR FAMILY<sup>SM</sup>" ARE SERVICE MARKS OF S-NETWORK AND HAVE BEEN LICENSED FOR USE BY THE ADVISER. THE SHARES OF VANECK VECTORS GLOBAL ALTERNATIVE ENERGY ETF ARE NOT SPONSORED, ENDORSED, SOLD OR PROMOTED BY S-NETWORK AND S-NETWORK MAKES NO REPRESENTATION REGARDING THE ADVISABILITY OF INVESTING IN THE SHARES OF VANECK VECTORS GLOBAL ALTERNATIVE ENERGY ETF.

**Please retain this supplement for future reference.**

---

## TABLE OF CONTENTS

### Summary information

VanEck Vectors Agribusiness ETF	1
VanEck Vectors Coal ETF	7
VanEck Vectors Global Alternative Energy ETF	14
VanEck Vectors Gold Miners ETF	20
VanEck Vectors Junior Gold Miners ETF	25
VanEck Vectors Natural Resources ETF	31
VanEck Vectors Oil Refiners ETF	37
VanEck Vectors Oil Services ETF	43
VanEck Vectors Rare Earth/Strategic Metals ETF	49
VanEck Vectors Solar Energy ETF	56
VanEck Vectors Steel ETF	62
VanEck Vectors Unconventional Oil & Gas ETF	68
VanEck Vectors Uranium+Nuclear Energy ETF	74
Summary Information About Purchases and Sales of Fund Shares, Taxes and Payments to Broker-Dealers and Other Financial Intermediaries	80
Additional Information About the Funds' Investment Strategies and Risks	81
Tax Advantaged Product Structure	103
Portfolio Holdings	103
Management of the Funds	103
Portfolio Managers	104
Shareholder Information	105
Index Providers	109
MVIS™ Global Agribusiness Index	110
MVIS™ Global Coal Index	111
Ardour Global Index <sup>SM</sup> (Extra Liquid)	112
NYSE Arca Gold Miners Index	113
MVIS™ Global Junior Gold Miners Index	114
VanEck™ Natural Resources Index	115
MVIS™ Global Oil Refiners Index	116
MVIS™ US Listed Oil Services 25 Index	117
MVIS™ Global Rare Earth/Strategic Metals Index	118
MVIS™ Global Solar Energy Index	119
NYSE Arca Steel Index	120
MVIS™ Global Unconventional Oil & Gas Index	121
MVIS™ Global Uranium & Nuclear Energy Index	122
License Agreements and Disclaimers	123
Financial Highlights	128
Premium/Discount Information	136
General Information	136

---

## SUMMARY INFORMATION

**INVESTMENT OBJECTIVE**

VanEck Vectors® Agribusiness ETF (the “Fund”) seeks to replicate as closely as possible, before fees and expenses, the price and yield performance of the MVIS™ Global Agribusiness Index (the “Agribusiness Index”).

**FUND FEES AND EXPENSES**

The following tables describe the fees and expenses that you may pay if you buy and hold shares of the Fund (“Shares”).

<b>Shareholder Fees</b> <i>(fees paid directly from your investment)</i>	None
--	------

**Annual Fund Operating Expenses**

*(expenses that you pay each year as a percentage of the value of your investment)*

Management Fee	0.50%
Other Expenses	0.03%
Total Annual Fund Operating Expenses <sup>(a)</sup>	0.53%
Fee Waivers and Expense Reimbursement <sup>(a)</sup>	0.00%
Total Annual Fund Operating Expenses After Fee Waiver and Expense Reimbursement <sup>(a)</sup>	0.53%

<sup>(a)</sup> Van Eck Associates Corporation (the “Adviser”) has agreed to waive fees and/or pay Fund expenses to the extent necessary to prevent the operating expenses of the Fund (excluding acquired fund fees and expenses, interest expense, trading expenses, taxes and extraordinary expenses) from exceeding 0.56% of the Fund’s average daily net assets per year until at least May 1, 2018. During such time, the expense limitation is expected to continue until the Fund’s Board of Trustees acts to discontinue all or a portion of such expense limitation.

**EXPENSE EXAMPLE**

This example is intended to help you compare the cost of investing in the Fund with the cost of investing in other funds. This example does not take into account brokerage commissions that you pay when purchasing or selling Shares of the Fund.

The example assumes that you invest \$10,000 in the Fund for the time periods indicated and then redeem all of your Shares at the end of those periods. The example also assumes that your investment has a 5% annual return and that the Fund’s operating expenses remain the same (except that the example incorporates the fee waiver and/or expense reimbursement arrangement for only the first year). Although your actual costs may be higher or lower, based on these assumptions, your costs would be:

<b>YEAR</b>	<b>EXPENSES</b>
1	\$ 54
3	\$170
5	\$296
10	\$665

**PORTFOLIO TURNOVER**

The Fund will pay transaction costs, such as commissions, when it purchases and sells securities (or “turns over” its portfolio). A higher portfolio turnover will cause the Fund to incur additional transaction costs and may result in higher taxes when Fund Shares are held in a taxable account. These costs, which are not reflected in annual fund operating expenses or in the example, may affect the Fund’s performance. During the most recent fiscal year, the Fund’s portfolio turnover rate was 15% of the average value of its portfolio.

**PRINCIPAL INVESTMENT STRATEGIES**

The Fund normally invests at least 80% of its total assets in securities that comprise the Fund’s benchmark index. The Agribusiness Index includes equity securities of companies that generate at least 50% of their revenues from agri-chemicals, animal health and fertilizers, seeds and traits, from farm/irrigation equipment and farm machinery, aquaculture and fishing, livestock, cultivation and plantations (including grain, oil palms, sugar cane, tobacco leaves, grapevines, etc.) and trading of agricultural products. Such companies may include medium-capitalization companies and foreign market issuers. As of December 31, 2016, the Agribusiness Index included 52 securities of companies with a market capitalization range of

between approximately \$1.2 billion and \$46.1 billion and a weighted average market capitalization of \$18.6 billion. These amounts are subject to change. The Fund's 80% investment policy is non-fundamental and may be changed without shareholder approval upon 60 days' prior written notice to shareholders.

The Fund, using a "passive" or indexing investment approach, attempts to approximate the investment performance of the Agribusiness Index by investing in a portfolio of securities that generally replicates the Agribusiness Index. Unlike many investment companies that try to "beat" the performance of a benchmark index, the Fund does not try to "beat" the Agribusiness Index and does not seek temporary defensive positions when markets decline or appear overvalued. Indexing may eliminate the chance that the Fund will substantially outperform the Agribusiness Index but also may reduce some of the risks of active management, such as poor security selection. Indexing seeks to achieve lower costs and better after-tax performance by keeping portfolio turnover low in comparison to actively managed investment companies.

The Fund is classified as a non-diversified fund and, therefore, may invest a greater percentage of its assets in a particular issuer. The Fund may concentrate its investments in a particular industry or group of industries to the extent that the Agribusiness Index concentrates in an industry or group of industries. As of December 31, 2016, the Agribusiness Index was concentrated in agricultural companies and the basic materials and consumer staples sectors, and each of the health care and industrials sectors represented a significant portion of the Agribusiness Index.

#### PRINCIPAL RISKS OF INVESTING IN THE FUND

**Investors in the Fund should be willing to accept a high degree of volatility in the price of the Fund's Shares and the possibility of significant losses. An investment in the Fund involves a substantial degree of risk. An investment in the Fund is not a deposit with a bank and is not insured or guaranteed by the Federal Deposit Insurance Corporation or any other government agency. Therefore, you should consider carefully the following risks before investing in the Fund, each of which could significantly and adversely affect the value of an investment in the Fund.**

**Risk of Investing in Agriculture Companies.** Economic forces affecting the agricultural sector and related industries, including forces affecting agricultural commodity prices, labor costs, and energy and financial markets, as well as government policies and regulations, such as taxes, tariffs, duties, subsidies and import and export restrictions, could adversely affect the Fund's portfolio companies and, thus, the Fund's financial situation and profitability. Agricultural production and trade flows are significantly affected by government policies and regulations. In addition, the Fund's portfolio companies must comply with a broad range of environmental and food safety laws and regulations which could adversely affect the Fund. Additional or more stringent environmental and food safety laws and regulations may be enacted in the future and such changes could have a material adverse effect on the business of the Fund's portfolio companies.

**Risk of Investing in Foreign Securities.** Investments in the securities of foreign issuers involve risks beyond those associated with investments in U.S. securities. These additional risks include greater market volatility, the availability of less reliable financial information, higher transactional and custody costs, taxation by foreign governments, decreased market liquidity and political instability. Because certain foreign securities markets may be limited in size, the activity of large traders may have an undue influence on the prices of securities that trade in such markets. The Fund invests in securities of issuers located in countries whose economies are heavily dependent upon trading with key partners. Any reduction in this trading may have an adverse impact on the Fund's investments.

**Foreign Currency Risk.** Because the Fund's assets may be invested in securities denominated in foreign currencies, the income received by the Fund from these investments will generally be in foreign currencies. The Fund's exposure to foreign currencies and changes in the value of foreign currencies versus the U.S. dollar may result in reduced returns for the Fund. Moreover, the Fund may incur costs in connection with conversions between U.S. dollars and foreign currencies. The value of certain foreign countries' currencies may be subject to a high degree of fluctuation. This fluctuation may be due to changes in interest rates, investors' expectations concerning inflation and interest rates, the country's debt levels and trade deficit, the effects of monetary policies issued by the United States, foreign governments, central banks or supranational entities, the imposition of currency controls or other national or global political or economic developments.

**Risk of Investing in Depositary Receipts.** The Fund may invest in depositary receipts which involve similar risks to those associated with investments in foreign securities. Depositary receipts are receipts listed on U.S. or foreign exchanges issued by banks or trust companies that entitle the holder to all dividends and capital gains that are paid out on the underlying foreign shares. Investments in depositary receipts may be less liquid than the underlying shares in their primary trading market and, if not included in the Agribusiness Index, may negatively affect the Fund's ability to replicate the performance of the Agribusiness Index.

**Risk of Investing in the Basic Materials Sector.** To the extent that the Fund continues to be concentrated in the basic materials sector, the Fund will be sensitive to changes in, and its performance will depend to a greater extent on, the overall condition of the basic materials sector. Companies engaged in the production and distribution of basic materials may be



---

adversely affected by changes in world events, political and economic conditions, energy conservation, environmental policies, commodity price volatility, changes in exchange rates, imposition of import controls, increased competition, depletion of resources and labor relations.

**Risk of Investing in the Consumer Staples Sector.** To the extent that the Fund continues to be concentrated in the consumer staples sector, the Fund will be sensitive to changes in, and its performance will depend to a greater extent on, the overall condition of the consumer staples sector. These companies may be adversely affected by changes in the worldwide economy, consumer spending, competition, demographics and consumer preferences, exploration and production spending.

**Risk of Investing in the Health Care Sector.** To the extent that the health care sector continues to represent a significant portion of the Fund, the Fund will be sensitive to changes in, and its performance may depend to a greater extent on, the overall condition of the health care sector. Companies in the health care sector may be affected by extensive government regulation, restrictions on government reimbursement for medical expenses, rising costs of medical products and services, pricing pressure, an increased emphasis on outpatient services, limited number of products, industry innovation, changes in technologies and other market developments. Many healthcare companies are heavily dependent on patent protection and are subject to extensive litigation based on product liability and similar claims.

**Risk of Investing in the Industrials Sector.** To the extent that the industrials sector continues to represent a significant portion of the Fund, the Fund will be sensitive to changes in, and its performance may depend to a greater extent on, the overall condition of the industrials sector. Companies in the industrials sector may be adversely affected by changes in government regulation, world events and economic conditions. In addition, companies in the industrials sector may be adversely affected by environmental damages, product liability claims and exchange rates.

**Risk of Investing in Medium-Capitalization Companies.** Medium-capitalization companies may be more volatile and more likely than large-capitalization companies to have narrower product lines, fewer financial resources, less management depth and experience and less competitive strength. In addition, these companies often have greater price volatility, lower trading volume and less liquidity than larger, more established companies. Returns on investments in securities of medium-capitalization companies could trail the returns on investments in securities of large-capitalization companies.

**Risk of Cash Transactions.** Unlike other exchange-traded funds (“ETFs”), the Fund expects to effect its creations and redemptions partially for cash, rather than in-kind securities. Therefore, it may be required to sell portfolio securities and subsequently recognize gains on such sales that the Fund might not have recognized if it were to distribute portfolio securities in kind. As such, investments in Shares may be less tax-efficient than an investment in a conventional ETF.

**Equity Securities Risk.** The value of the equity securities held by the Fund may fall due to general market and economic conditions, perceptions regarding the markets in which the issuers of securities held by the Fund participate, or factors relating to specific issuers in which the Fund invests. Equity securities are subordinated to preferred securities and debt in a company’s capital structure with respect to priority in right to a share of corporate income, and therefore will be subject to greater dividend risk than preferred securities or debt instruments. In addition, while broad market measures of equity securities have historically generated higher average returns than fixed income securities, equity securities have generally also experienced significantly more volatility in those returns, although under certain market conditions fixed income securities may have comparable or greater price volatility.

**Market Risk.** The prices of the securities in the Fund are subject to the risks associated with investing in the securities market, including general economic conditions and sudden and unpredictable drops in value. An investment in the Fund may lose money.

**Operational Risk.** The Fund is exposed to operational risk arising from a number of factors, including, but not limited to, human error, processing and communication errors, errors of the Fund’s service providers, counterparties or other third parties, failed or inadequate processes and technology or system failures.

**Index Tracking Risk.** The Fund’s return may not match the return of the Agribusiness Index for a number of reasons. For example, the Fund incurs a number of operating expenses not applicable to the Agribusiness Index and incurs costs associated with buying and selling securities, especially when rebalancing the Fund’s securities holdings to reflect changes in the composition of the Agribusiness Index and raising cash to meet redemptions or deploying cash in connection with newly created Creation Units (defined herein), which are not factored into the return of the Agribusiness Index. Transaction costs, including brokerage costs, will decrease the Fund’s net asset value (“NAV”) to the extent not offset by the transaction fee payable by an Authorized Participant (“AP”). Market disruptions and regulatory restrictions could have an adverse effect on the Fund’s ability to adjust its exposure to the required levels in order to track the Agribusiness Index. Errors in the Agribusiness Index data, the Agribusiness Index computations and/or the construction of the Agribusiness Index in accordance with its methodology may occur from time to time and may not be identified and corrected by the Agribusiness Index provider for a



period of time or at all, which may have an adverse impact on the Fund and its shareholders. In addition, the Fund may not invest in certain securities included in the Agribusiness Index, or invest in them in the exact proportions in which they are represented in the Agribusiness Index, due to legal restrictions or limitations imposed by the governments of certain countries, certain NYSE Arca, Inc. ("NYSE Arca") listing standards, a lack of liquidity on stock exchanges in which such securities trade, potential adverse tax consequences or other regulatory reasons (such as diversification requirements). The Fund may value certain of its investments and/or underlying currencies based on fair value prices. To the extent the Fund calculates its NAV based on fair value prices and the value of the Agribusiness Index is based on securities' closing prices on local foreign markets (*i.e.*, the value of the Agribusiness Index is not based on fair value prices), the Fund's ability to track the Agribusiness Index may be adversely affected. For tax efficiency purposes, the Fund may sell certain securities, and such sale may cause the Fund to realize a loss and deviate from the performance of the Agribusiness Index. In light of the factors discussed above, the Fund's return may deviate significantly from the return of the Agribusiness Index.

**Authorized Participant Concentration Risk.** The Fund may have a limited number of financial institutions that act as APs, none of which are obligated to engage in creation and/or redemption transactions. To the extent that those APs exit the business, or are unable to or choose not to process creation and/or redemption orders, and no other AP is able to step forward to create and redeem, there may be a significantly diminished trading market for Shares or Shares may trade like closed-end funds at a discount (or premium) to NAV and possibly face trading halts and/or de-listing. The AP concentration risk may be heightened in scenarios where APs have limited or diminished access to the capital required to post collateral.

**No Guarantee of Active Trading Market.** While Shares are listed on NYSE Arca there can be no assurance that an active trading market for the Shares will be maintained. Further, secondary markets may be subject to irregular trading activity, wide bid/ask spreads and extended trade settlement periods in times of market stress because market makers and APs may step away from making a market in the Shares and in executing creation and redemption orders, which could cause a material deviation in the Fund's market price from its NAV.

**Trading Issues.** Trading in Shares on NYSE Arca may be halted due to market conditions or for reasons that, in the view of NYSE Arca, make trading in Shares inadvisable. In addition, trading in Shares on NYSE Arca is subject to trading halts caused by extraordinary market volatility pursuant to NYSE Arca's "circuit breaker" rules. There can be no assurance that the requirements of NYSE Arca necessary to maintain the listing of the Fund will continue to be met or will remain unchanged.

**Replication Management Risk.** An investment in the Fund involves risks similar to those of investing in any fund of equity securities traded on an exchange, such as market fluctuations caused by such factors as economic and political developments, changes in interest rates and perceived trends in security prices. However, because the Fund is not "actively" managed, unless a specific security is removed from the Agribusiness Index, the Fund generally would not sell a security because the security's issuer was in financial trouble. Therefore, the Fund's performance could be lower than funds that may actively shift their portfolio assets to take advantage of market opportunities or to lessen the impact of a market decline or a decline in the value of one or more issuers.

**Fund Shares Trading, Premium/Discount Risk and Liquidity of Fund Shares.** The market price of the Shares may fluctuate in response to the Fund's NAV, the intraday value of the Fund's holdings and supply and demand for Shares. The Adviser cannot predict whether Shares will trade above, below, or at their most recent NAV. Disruptions to creations and redemptions, the existence of market volatility or potential lack of an active trading market for Shares (including through a trading halt), as well as other factors, may result in Shares trading at a significant premium or discount to NAV or to the intraday value of the Fund's holdings. If a shareholder purchases Shares at a time when the market price is at a premium to the NAV or sells Shares at a time when the market price is at a discount to the NAV, the shareholder may pay significantly more or receive significantly less than the underlying value of the Shares that were bought or sold. The securities held by the Fund may be traded in markets that close at a different time than NYSE Arca. Liquidity in those securities may be reduced after the applicable closing times. Accordingly, during the time when NYSE Arca is open but after the applicable market closing, fixing or settlement times, bid-ask spreads on NYSE Arca and the resulting premium or discount to the Shares' NAV may widen. Additionally, in stressed market conditions, the market for the Fund's Shares may become less liquid in response to deteriorating liquidity in the markets for the Fund's underlying portfolio holdings.

**Non-Diversified Risk.** The Fund is classified as a "non-diversified" fund under the Investment Company Act of 1940, as amended (the "1940 Act"). Therefore, the Fund may invest a relatively high percentage of its assets in a smaller number of issuers or may invest a larger proportion of its assets in a single issuer. Moreover, the gains and losses on a single investment may have a greater impact on the Fund's NAV and may make the Fund more volatile than more diversified funds.

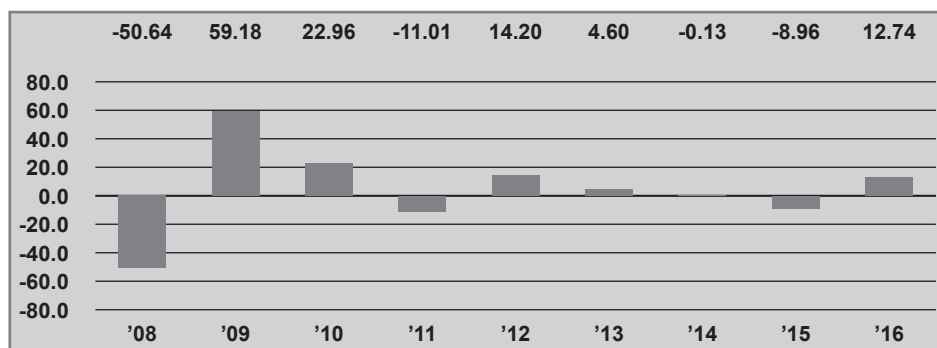
**Concentration Risk.** The Fund's assets may be concentrated in a particular sector or sectors or industry or group of industries to the extent the Agribusiness Index concentrates in a particular sector or sectors or industry or group of industries. To the extent that the Fund continues to be concentrated in agricultural companies and each of the basic materials and

consumer staples sectors, the Fund will be subject to the risk that economic, political or other conditions that have a negative effect on those companies and those sectors will negatively impact the Fund to a greater extent than if the Fund's assets were invested in a wider variety of sectors or industries.

## PERFORMANCE

The bar chart that follows shows how the Fund performed for the calendar years shown. The table below the bar chart shows the Fund's average annual returns (before and after taxes). The bar chart and table provide an indication of the risks of investing in the Fund by comparing the Fund's performance from year to year and by showing how the Fund's average annual returns for the one year, five year and since inception periods compared with the Fund's benchmark index and a broad measure of market performance. All returns assume reinvestment of dividends and distributions. The Fund's past performance (before and after income taxes) is not necessarily indicative of how the Fund will perform in the future. Updated performance information is available online at [www.vaneck.com](http://www.vaneck.com).

### Annual Total Returns(%)—Calendar Years



**Best Quarter:** 26.43% 3Q '10

**Worst Quarter:** -40.15% 3Q '08

### Average Annual Total Returns for the Periods Ended December 31, 2016

The after-tax returns presented in the table below are calculated using the highest historical individual federal marginal income tax rates and do not reflect the impact of state and local taxes. Your actual after-tax returns will depend on your specific tax situation and may differ from those shown below. After-tax returns are not relevant to investors who hold Shares of the Fund through tax-deferred arrangements, such as 401(k) plans or individual retirement accounts.

	Past One Year	Past Five Years	Since Inception (8/31/2007)
VanEck Vectors Agribusiness ETF (return before taxes)	12.74%	4.13%	4.13%
VanEck Vectors Agribusiness ETF (return after taxes on distributions)	12.06%	3.48%	3.73%
VanEck Vectors Agribusiness ETF (return after taxes on distributions and sale of Fund Shares)	7.56%	3.11%	3.22%
MVIS Global Agribusiness Index (reflects no deduction for fees, expenses or taxes)*	12.51%	4.30%	4.51%
S&P 500® Index (reflects no deduction for fees, expenses or taxes)	11.96%	14.66%	6.88%

\* Prior to March 18, 2013, the Fund sought to replicate an index called the DAXglobal® Agribusiness Index. Therefore index data prior to March 18, 2013 reflects that of the DAXglobal® Agribusiness Index. From March 18, 2013 forward, the index data reflects that of the MVIS Global Agribusiness Index. All index history reflects a blend of the performance of the aforementioned indexes.

## PORTFOLIO MANAGEMENT

**Investment Adviser.** Van Eck Associates Corporation.

**Portfolio Managers.** The following individuals are jointly and primarily responsible for the day-to-day management of the Fund's portfolio:

Name	Title with Adviser	Date Began Managing the Fund
Hao-Hung (Peter) Liao	Portfolio Manager	August 2007
George Chao	Portfolio Manager	December 2007

**PURCHASE AND SALE OF FUND SHARES**

For important information about the purchase and sale of Fund Shares, tax information and payments to broker-dealers and other financial intermediaries, please turn to “Summary Information About Purchases and Sales of Fund Shares, Taxes and Payments to Broker-Dealers and Other Financial Intermediaries” on page 80 of this Prospectus.

## SUMMARY INFORMATION

**INVESTMENT OBJECTIVE**

VanEck Vectors® Coal ETF (the “Fund”) seeks to replicate as closely as possible, before fees and expenses, the price and yield performance of the MVIS™ Global Coal Index (the “Coal Index”).

**FUND FEES AND EXPENSES**

The following tables describe the fees and expenses that you may pay if you buy and hold shares of the Fund (“Shares”).

<b>Shareholder Fees</b> <i>(fees paid directly from your investment)</i>	None
--	------

**Annual Fund Operating Expenses**

*(expenses that you pay each year as a percentage of the value of your investment)*

Management Fee	0.50%
Other Expenses	0.12%
Total Annual Fund Operating Expenses <sup>(a)</sup>	0.62%
Fee Waivers and Expense Reimbursement <sup>(a)</sup>	-0.03%
Total Annual Fund Operating Expenses After Fee Waiver and Expense Reimbursement <sup>(a)</sup>	0.59%

<sup>(a)</sup> Van Eck Associates Corporation (the “Adviser”) has agreed to waive fees and/or pay Fund expenses to the extent necessary to prevent the operating expenses of the Fund (excluding acquired fund fees and expenses, interest expense, trading expenses, taxes and extraordinary expenses) from exceeding 0.59% of the Fund’s average daily net assets per year until at least May 1, 2018. During such time, the expense limitation is expected to continue until the Fund’s Board of Trustees acts to discontinue all or a portion of such expense limitation.

**EXPENSE EXAMPLE**

This example is intended to help you compare the cost of investing in the Fund with the cost of investing in other funds. This example does not take into account brokerage commissions that you pay when purchasing or selling Shares of the Fund.

The example assumes that you invest \$10,000 in the Fund for the time periods indicated and then redeem all of your Shares at the end of those periods. The example also assumes that your investment has a 5% annual return and that the Fund’s operating expenses remain the same (except that the example incorporates the fee waiver and/or expense reimbursement arrangement for only the first year). Although your actual costs may be higher or lower, based on these assumptions, your costs would be:

<b>YEAR</b>	<b>EXPENSES</b>
1	\$ 60
3	\$196
5	\$343
10	\$771

**PORTFOLIO TURNOVER**

The Fund will pay transaction costs, such as commissions, when it purchases and sells securities (or “turns over” its portfolio). A higher portfolio turnover will cause the Fund to incur additional transaction costs and may result in higher taxes when Fund Shares are held in a taxable account. These costs, which are not reflected in annual fund operating expenses or in the example, may affect the Fund’s performance. During the most recent fiscal year, the Fund’s portfolio turnover rate was 40% of the average value of its portfolio.

**PRINCIPAL INVESTMENT STRATEGIES**

The Fund normally invests at least 80% of its total assets in securities that comprise the Fund’s benchmark index. The Coal Index includes companies in the global coal industry that generate at least 50% of their revenues from coal operation (production, mining and cokeries), transportation of coal, production of coal mining equipment as well as from storage and trade. Such companies may include small- and medium-capitalization companies and foreign and emerging market issuers. As of December 31, 2016, the Coal Index included 25 securities of companies with a market capitalization range of between approximately \$315 million and \$11.4 billion and a weighted average market capitalization of \$3.8 billion. As of December 31,

2016, approximately 46% of the Fund's investments consisted of securities of Asian issuers, including Chinese issuers. These amounts are subject to change. The Fund's 80% investment policy is non-fundamental and may be changed without shareholder approval upon 60 days' prior written notice to shareholders.

The Fund, using a "passive" or indexing investment approach, attempts to approximate the investment performance of the Coal Index by investing in a portfolio of securities that generally replicates the Coal Index. Unlike many investment companies that try to "beat" the performance of a benchmark index, the Fund does not try to "beat" the Coal Index and does not seek temporary defensive positions when markets decline or appear overvalued. Indexing may eliminate the chance that the Fund will substantially outperform the Coal Index but also may reduce some of the risks of active management, such as poor security selection. Indexing seeks to achieve lower costs and better after-tax performance by keeping portfolio turnover low in comparison to actively managed investment companies.

The Fund is classified as a non-diversified fund and, therefore, may invest a greater percentage of its assets in a particular issuer. The Fund may concentrate its investments in a particular industry or group of industries to the extent that the Coal Index concentrates in an industry or group of industries. As of December 31, 2016, the Coal Index was concentrated in the coal industry and the energy sector, and each of the basic materials and industrials sectors represented a significant portion of the Coal Index.

#### **PRINCIPAL RISKS OF INVESTING IN THE FUND**

**Investors in the Fund should be willing to accept a high degree of volatility in the price of the Fund's Shares and the possibility of significant losses. An investment in the Fund involves a substantial degree of risk. An investment in the Fund is not a deposit with a bank and is not insured or guaranteed by the Federal Deposit Insurance Corporation or any other government agency. Therefore, you should consider carefully the following risks before investing in the Fund, each of which could significantly and adversely affect the value of an investment in the Fund.**

**Risk of Investing in Coal Companies.** The profitability of companies in the coal industry is related to worldwide energy prices and costs related to exploration and production. Such companies also are subject to risks of changes in exchange rates, international politics and government regulation, taxes, world events, terrorist attacks, the success of exploration projects, depletion of resources and economic conditions, reduced demand as a result of increases in energy efficiency and energy conservation efforts, as well as market, economic and political risks of the countries where energy companies are located or do business.

Coal prices declined significantly in recent years and remain at lower levels, which has adversely impacted companies operating in the coal industry. Events in individual countries or regions which have a significant presence in the global coal markets, including regulatory changes, may also impact the global price of coal. Coal exploration and mining can be significantly affected by natural disasters. In addition, coal companies may be at risk for environmental damage claims, litigation and negative publicity and perception, and are subject to extensive federal, state, local and international environmental laws and regulations regarding air emissions and the disposal of hazardous materials.

A primary risk of the coal industry is the competitive risk associated with the prices of alternative fuels, such as natural gas and oil, and alternative energy sources such as hydroelectric and nuclear power. For example, consumers of coal often have the ability to switch between the use of coal, oil or natural gas. As a result, during periods when competing fuels are less expensive, the revenues of companies in the coal industry may decline with a corresponding impact on earnings. Additionally, the markets and prices for coal are affected by technological developments in the traditional and alternative industries, energy, environmental, fiscal and other governmental programs and policies, weather conditions, global coal inventories, production rates and production costs.

**Special Risk Considerations of Investing in Asian Issuers.** The Fund invests in securities issued by Asian issuers and, accordingly, may be subject to the risk of investing in such issuers. Investment in securities of issuers in Asia involves risks and special considerations not typically associated with investment in the U.S. securities markets. Certain Asian economies have experienced over-extension of credit, currency devaluations and restrictions, high unemployment, high inflation, decreased exports and economic recessions. Economic events in any one Asian country can have a significant effect on the entire Asian region as well as on major trading partners outside Asia, and any adverse effect on some or all of the Asian countries and regions in which the Fund invests. The securities markets in some Asian economies are relatively underdeveloped and may subject the Fund to higher action costs or greater uncertainty than investments in more developed securities markets. Such risks may adversely affect the value of the Fund's investments.

**Special Risk Considerations of Investing in Chinese Issuers.** A significant portion of the Coal Index may be comprised of securities of Chinese issuers, including issuers located outside of China that generate significant revenues from China. Investing in securities of Chinese companies involves certain risks and considerations not typically associated with investing in securities of U.S. issuers, including, among others, (i) more frequent (and potentially widespread) trading suspensions and

---

government interventions with respect to Chinese issuers, resulting in lack of liquidity and in price volatility, (ii) currency revaluations and other currency exchange rate fluctuations or blockage, (iii) the nature and extent of intervention by the Chinese government in the Chinese securities markets, whether such intervention will continue and the impact of such intervention or its discontinuation, (iv) the risk of nationalization or expropriation of assets, (v) the risk that the Chinese government may decide not to continue to support economic reform programs, (vi) limitations on the use of brokers, (vii) higher rates of inflation, (viii) greater political, economic and social uncertainty, (ix) market volatility caused by any potential regional or territorial conflicts or natural disasters and (x) the risk of increased trade tariffs, embargoes and other trade limitations. In addition, the economy of China differs, often unfavorably, from the U.S. economy in such respects as structure, general development, government involvement, wealth distribution, rate of inflation, growth rate, interest rates, allocation of resources and capital reinvestment, among others. The Chinese central government has historically exercised substantial control over virtually every sector of the Chinese economy through administrative regulation and/or state ownership and actions of the Chinese central and local government authorities continue to have a substantial effect on economic conditions in China. In addition, previously the Chinese government has from time to time taken actions that influence the prices at which certain goods may be sold, encourage companies to invest or concentrate in particular industries, induce mergers between companies in certain industries and induce private companies to publicly offer their securities to increase or continue the rate of economic growth, control the rate of inflation or otherwise regulate economic expansion. The Chinese government may do so in the future as well, potentially having a significant adverse effect on economic conditions in China.

**Risk of Investing in Foreign Securities.** Investments in the securities of foreign issuers involve risks beyond those associated with investments in U.S. securities. These additional risks include greater market volatility, the availability of less reliable financial information, higher transactional and custody costs, taxation by foreign governments, decreased market liquidity and political instability. Because certain foreign securities markets may be limited in size, the activity of large traders may have an undue influence on the prices of securities that trade in such markets. The Fund invests in securities of issuers located in countries whose economies are heavily dependent upon trading with key partners. Any reduction in this trading may have an adverse impact on the Fund's investments. The risks of investing in emerging market countries are greater than risks associated with investments in foreign developed countries.

**Risk of Investing in Emerging Market Issuers.** Investments in securities of emerging market issuers are exposed to a number of risks that may make these investments volatile in price or difficult to trade. Political risks may include unstable governments, nationalization, restrictions on foreign ownership, laws that prevent investors from getting their money out of a country and legal systems that do not protect property rights as well as the laws of the United States. Market risks may include economies that concentrate in only a few industries, securities issues that are held by only a few investors, liquidity issues and limited trading capacity in local exchanges and the possibility that markets or issues may be manipulated by foreign nationals who have inside information.

**Foreign Currency Risk.** Because the Fund's assets may be invested in securities denominated in foreign currencies, the income received by the Fund from these investments will generally be in foreign currencies. The Fund's exposure to foreign currencies and changes in the value of foreign currencies versus the U.S. dollar may result in reduced returns for the Fund. Moreover, the Fund may incur costs in connection with conversions between U.S. dollars and foreign currencies. The value of certain foreign countries' currencies may be subject to a high degree of fluctuation. This fluctuation may be due to changes in interest rates, investors' expectations concerning inflation and interest rates, the country's debt levels and trade deficit, the effects of monetary policies issued by the United States, foreign governments, central banks or supranational entities, the imposition of currency controls or other national or global political or economic developments.

**Risk of Investing in Depositary Receipts.** The Fund may invest in depositary receipts which involve similar risks to those associated with investments in foreign securities. Depositary receipts are receipts listed on U.S. or foreign exchanges issued by banks or trust companies that entitle the holder to all dividends and capital gains that are paid out on the underlying foreign shares. Investments in depositary receipts may be less liquid than the underlying shares in their primary trading market and, if not included in the Coal Index, may negatively affect the Fund's ability to replicate the performance of the Coal Index.

**Risk of Investing in the Basic Materials Sector.** To the extent that the basic materials sector continues to represent a significant portion of the Fund, the Fund will be sensitive to changes in, and its performance may depend to a greater extent on, the overall condition of the basic materials sector. Companies engaged in the production and distribution of basic materials may be adversely affected by changes in world events, political and economic conditions, energy conservation, environmental policies, commodity price volatility, changes in exchange rates, imposition of import controls, increased competition, depletion of resources and labor relations.

**Risk of Investing in the Energy Sector.** To the extent that the Fund continues to be concentrated in the energy sector, the Fund will be sensitive to changes in, and its performance will depend to a greater extent on, the overall condition of the energy sector. Companies operating in the energy sector are subject to risks including, but not limited to, economic growth,



worldwide demand, political instability in the regions that the companies operate, government regulation stipulating rates charged by utilities, interest rate sensitivity, oil price volatility, energy conservation, environmental policies, depletion of resources, the cost of providing the specific utility services and other factors that they cannot control. Recently, oil prices continue to remain at low levels following a significant decrease. Oil prices are subject to significant volatility, which has adversely impacted companies operating in the energy sector. In addition, these companies are at risk of civil liability from accidents resulting in injury, loss of life or property, pollution or other environmental damage claims and risk of loss from terrorism and natural disasters.

**Risk of Investing in the Industrials Sector.** To the extent that the industrials sector continues to represent a significant portion of the Fund, the Fund will be sensitive to changes in, and its performance may depend to a greater extent on, the overall condition of the industrials sector. Companies in the industrials sector may be adversely affected by changes in government regulation, world events and economic conditions. In addition, companies in the industrials sector may be adversely affected by environmental damages, product liability claims and exchange rates.

**Risk of Investing in Small- and Medium-Capitalization Companies.** Small- and medium-capitalization companies may be more volatile and more likely than large-capitalization companies to have narrower product lines, fewer financial resources, less management depth and experience and less competitive strength. In addition, these companies often have greater price volatility, lower trading volume and less liquidity than larger more established companies. Returns on investments in securities of small-capitalization and medium-capitalization companies could trail the returns on investments in securities of large-capitalization companies.

**Risk of Cash Transactions.** Unlike other exchange-traded funds (“ETFs”), the Fund expects to effect its creations and redemptions partially for cash, rather than in-kind securities. Therefore, it may be required to sell portfolio securities and subsequently recognize gains on such sales that the Fund might not have recognized if it were to distribute portfolio securities in kind. As such, investments in Shares may be less tax-efficient than an investment in a conventional ETF.

**Equity Securities Risk.** The value of the equity securities held by the Fund may fall due to general market and economic conditions, perceptions regarding the markets in which the issuers of securities held by the Fund participate, or factors relating to specific issuers in which the Fund invests. Equity securities are subordinated to preferred securities and debt in a company’s capital structure with respect to priority in right to a share of corporate income, and therefore will be subject to greater dividend risk than preferred securities or debt instruments. In addition, while broad market measures of equity securities have historically generated higher average returns than fixed income securities, equity securities have generally also experienced significantly more volatility in those returns, although under certain market conditions fixed income securities may have comparable or greater price volatility.

**Market Risk.** The prices of the securities in the Fund are subject to the risks associated with investing in the securities market, including general economic conditions and sudden and unpredictable drops in value. An investment in the Fund may lose money.

**Operational Risk.** The Fund is exposed to operational risk arising from a number of factors, including, but not limited to, human error, processing and communication errors, errors of the Fund’s service providers, counterparties or other third parties, failed or inadequate processes and technology or system failures.

**Index Tracking Risk.** The Fund’s return may not match the return of the Coal Index for a number of reasons. For example, the Fund incurs a number of operating expenses not applicable to the Coal Index and incurs costs associated with buying and selling securities, especially when rebalancing the Fund’s securities holdings to reflect changes in the composition of the Coal Index and raising cash to meet redemptions or deploying cash in connection with newly created Creation Units (defined herein), which are not factored into the return of the Coal Index. Transaction costs, including brokerage costs, will decrease the Fund’s net asset value (“NAV”) to the extent not offset by the transaction fee payable by an Authorized Participant (“AP”). Market disruptions and regulatory restrictions could have an adverse effect on the Fund’s ability to adjust its exposure to the required levels in order to track the Coal Index. Errors in the Coal Index data, the Coal Index computations and/or the construction of the Coal Index in accordance with its methodology may occur from time to time and may not be identified and corrected by the Coal Index provider for a period of time or at all, which may have an adverse impact on the Fund and its shareholders. In addition, the Fund may not invest in certain securities included in the Coal Index, or invest in them in the exact proportions in which they are represented in the Coal Index, due to legal restrictions or limitations imposed by the governments of certain countries, certain NYSE Arca, Inc. (“NYSE Arca”) listing standards, a lack of liquidity on stock exchanges in which such securities trade, potential adverse tax consequences or other regulatory reasons (such as diversification requirements). The Fund may value certain of its investments and/or underlying currencies based on fair value prices. To the extent the Fund calculates its NAV based on fair value prices and the value of the Coal Index is based on securities’ closing prices on local foreign markets (*i.e.*, the value of the Coal Index is not based on fair value prices), the



---

Fund's ability to track the Coal Index may be adversely affected. The Fund may also need to rely on borrowings to meet redemptions, which may lead to increased expenses. For tax efficiency purposes, the Fund may sell certain securities, and such sale may cause the Fund to realize a loss and deviate from the performance of the Coal Index. In light of the factors discussed above, the Fund's return may deviate significantly from the return of the Coal Index.

**Authorized Participant Concentration Risk.** The Fund may have a limited number of financial institutions that act as APs, none of which are obligated to engage in creation and/or redemption transactions. To the extent that those APs exit the business, or are unable to or choose not to process creation and/or redemption orders, and no other AP is able to step forward to create and redeem, there may be a significantly diminished trading market for Shares or Shares may trade like closed-end funds at a discount (or premium) to NAV and possibly face trading halts and/or de-listing. The AP concentration risk may be heightened in scenarios where APs have limited or diminished access to the capital required to post collateral.

**No Guarantee of Active Trading Market.** While Shares are listed on NYSE Arca there can be no assurance that an active trading market for the Shares will be maintained. Further, secondary markets may be subject to irregular trading activity, wide bid/ask spreads and extended trade settlement periods in times of market stress because market makers and APs may step away from making a market in the Shares and in executing creation and redemption orders, which could cause a material deviation in the Fund's market price from its NAV.

**Trading Issues.** Trading in Shares on NYSE Arca may be halted due to market conditions or for reasons that, in the view of NYSE Arca, make trading in Shares inadvisable. In addition, trading in Shares on NYSE Arca is subject to trading halts caused by extraordinary market volatility pursuant to NYSE Arca's "circuit breaker" rules. There can be no assurance that the requirements of NYSE Arca necessary to maintain the listing of the Fund will continue to be met or will remain unchanged.

**Replication Management Risk.** An investment in the Fund involves risks similar to those of investing in any fund of equity securities traded on an exchange, such as market fluctuations caused by such factors as economic and political developments, changes in interest rates and perceived trends in security prices. However, because the Fund is not "actively" managed, unless a specific security is removed from the Coal Index, the Fund generally would not sell a security because the security's issuer was in financial trouble. Therefore, the Fund's performance could be lower than funds that may actively shift their portfolio assets to take advantage of market opportunities or to lessen the impact of a market decline or a decline in the value of one or more issuers.

**Fund Shares Trading, Premium/Discount Risk and Liquidity of Fund Shares.** The market price of the Shares may fluctuate in response to the Fund's NAV, the intraday value of the Fund's holdings and supply and demand for Shares. The Adviser cannot predict whether Shares will trade above, below, or at their most recent NAV. Disruptions to creations and redemptions, the existence of market volatility or potential lack of an active trading market for Shares (including through a trading halt), as well as other factors, may result in Shares trading at a significant premium or discount to NAV or to the intraday value of the Fund's holdings. If a shareholder purchases Shares at a time when the market price is at a premium to the NAV or sells Shares at a time when the market price is at a discount to the NAV, the shareholder may pay significantly more or receive significantly less than the underlying value of the Shares that were bought or sold. The securities held by the Fund may be traded in markets that close at a different time than NYSE Arca. Liquidity in those securities may be reduced after the applicable closing times. Accordingly, during the time when NYSE Arca is open but after the applicable market closing, fixing or settlement times, bid-ask spreads on NYSE Arca and the resulting premium or discount to the Shares' NAV may widen. Additionally, in stressed market conditions, the market for the Fund's Shares may become less liquid in response to deteriorating liquidity in the markets for the Fund's underlying portfolio holdings.

**Issuer-Specific Changes Risk.** The value of individual securities or particular types of securities in the Fund's portfolio can be more volatile than the market as a whole, which may have a greater impact if the Fund's portfolio is concentrated in a country, group of countries, region, market, industry, group of industries, sector or asset class. The value of securities of smaller issuers can be more volatile than that of larger issuers.

**Non-Diversified Risk.** The Fund is classified as a "non-diversified" fund under the Investment Company Act of 1940, as amended (the "1940 Act"). Therefore, the Fund may invest a relatively high percentage of its assets in a smaller number of issuers or may invest a larger proportion of its assets in a single issuer. Moreover, the gains and losses on a single investment may have a greater impact on the Fund's NAV and may make the Fund more volatile than more diversified funds. The Fund may be particularly vulnerable to this risk because the Coal Index is comprised of securities of a limited number of companies.


**Concentration Risk.** The Fund's assets may be concentrated in a particular sector or sectors or industry or group of industries to the extent the Coal Index concentrates in a particular sector or sectors or industry or group of industries. To the extent that the Fund continues to be concentrated in the coal industry and the energy sector, the Fund will be subject to the

risk that economic, political or other conditions that have a negative effect on that industry and that sector will negatively impact the Fund to a greater extent than if the Fund's assets were invested in a wider variety of sectors or industries.

**PERFORMANCE**

The bar chart that follows shows how the Fund performed for the calendar years shown. The table below the bar chart shows the Fund's average annual returns (before and after taxes). The bar chart and table provide an indication of the risks of investing in the Fund by comparing the Fund's performance from year to year and by showing how the Fund's average annual returns for the one year, five year and since inception periods compared with the Fund's benchmark index and a broad measure of market performance. All returns assume reinvestment of dividends and distributions. The Fund's past performance (before and after income taxes) is not necessarily indicative of how the Fund will perform in the future. Updated performance information is available online at [www.vaneck.com](http://www.vaneck.com).

**Annual Total Returns (%)—Calendar Years**



**Best Quarter:** 67.80% 2Q '09

**Worst Quarter:** -34.66% 3Q '11

**Average Annual Total Returns for the Periods Ended December 31, 2016**

The after-tax returns presented in the table below are calculated using the highest historical individual federal marginal income tax rates and do not reflect the impact of state and local taxes. Your actual after-tax returns will depend on your specific tax situation and may differ from those shown below. After-tax returns are not relevant to investors who hold Shares of the Fund through tax-deferred arrangements, such as 401(k) plans or individual retirement accounts.

	Past One Year	Past Five Years	Since Inception (1/10/2008)
VanEck Vectors Coal ETF (return before taxes)	99.10%	-15.54%	-10.85%
VanEck Vectors Coal ETF (return after taxes on distributions)	98.59%	-16.04%	-11.20%
VanEck Vectors Coal ETF (return after taxes on distributions and sale of Fund Shares)	56.50%	-10.79%	-7.16%
MVIS Global Coal Index (reflects no deduction for fees, expenses or taxes)*	99.19%	-15.30%	-10.39%
S&P 500® Index (reflects no deduction for fees, expenses or taxes)	11.96%	14.66%	7.52%

\* Prior to September 24, 2012, the Fund sought to replicate an index called the Stowe Global Coal Index<sup>SM</sup>. Therefore index data prior to September 24, 2012 reflects that of the Stowe Global Coal Index<sup>SM</sup>. From September 24, 2012 forward, the index data reflects that of the MVIS Global Coal Index. All index history reflects a blend of the performance of the aforementioned indexes.

**PORTFOLIO MANAGEMENT**

**Investment Adviser.** Van Eck Associates Corporation.

**Portfolio Managers.** The following individuals are jointly and primarily responsible for the day-to-day management of the Fund's portfolio:

Name	Title with Adviser	Date Began Managing the Fund
Hao Hung (Peter) Liao	Portfolio Manager	January 2008
George Chao	Portfolio Manager	January 2008

---

**PURCHASE AND SALE OF FUND SHARES**

For important information about the purchase and sale of Fund Shares, tax information and payments to broker-dealers and other financial intermediaries, please turn to “Summary Information About Purchases and Sales of Fund Shares, Taxes and Payments to Broker-Dealers and Other Financial Intermediaries” on page 80 of this Prospectus.

**SUMMARY INFORMATION**

**INVESTMENT OBJECTIVE**

VanEck Vectors® Global Alternative Energy ETF (the “Fund”) seeks to replicate as closely as possible, before fees and expenses, the price and yield performance of the Ardour Global Index<sup>SM</sup> (Extra Liquid) (the “Ardour Global Index”).

**FUND FEES AND EXPENSES**

The following tables describe the fees and expenses that you may pay if you buy and hold shares of the Fund (“Shares”).

<b>Shareholder Fees</b> <i>(fees paid directly from your investment)</i>	None
--	------

**Annual Fund Operating Expenses**

*(expenses that you pay each year as a percentage of the value of your investment)*

Management Fee	0.50%
Other Expenses	0.14%
Total Annual Fund Operating Expenses <sup>(a)</sup>	0.64%
Fee Waivers and Expense Reimbursement <sup>(a)</sup>	-0.02%
Total Annual Fund Operating Expenses After Fee Waiver and Expense Reimbursement <sup>(a)</sup>	0.62%

<sup>(a)</sup> Van Eck Associates Corporation (the “Adviser”) has agreed to waive fees and/or pay Fund expenses to the extent necessary to prevent the operating expenses of the Fund (excluding acquired fund fees and expenses, interest expense, trading expenses, taxes and extraordinary expenses) from exceeding 0.62% of the Fund’s average daily net assets per year until at least May 1, 2018. During such time, the expense limitation is expected to continue until the Fund’s Board of Trustees acts to discontinue all or a portion of such expense limitation.

**EXPENSE EXAMPLE**

This example is intended to help you compare the cost of investing in the Fund with the cost of investing in other funds. This example does not take into account brokerage commissions that you pay when purchasing or selling Shares of the Fund.

The example assumes that you invest \$10,000 in the Fund for the time periods indicated and then redeem all of your Shares at the end of those periods. The example also assumes that your investment has a 5% annual return and that the Fund’s operating expenses remain the same (except that the example incorporates the fee waiver and/or expense reimbursement arrangement for only the first year). Although your actual costs may be higher or lower, based on these assumptions, your costs would be:

<b>YEAR</b>	<b>EXPENSES</b>
1	\$ 63
3	\$203
5	\$355
10	\$796

**PORTFOLIO TURNOVER**

The Fund will pay transaction costs, such as commissions, when it purchases and sells securities (or “turns over” its portfolio). A higher portfolio turnover will cause the Fund to incur additional transaction costs and may result in higher taxes when Fund Shares are held in a taxable account. These costs, which are not reflected in annual fund operating expenses or in the example, may affect the Fund’s performance. During the most recent fiscal year, the Fund’s portfolio turnover rate was 32% of the average value of its portfolio.

**PRINCIPAL INVESTMENT STRATEGIES**

The Fund normally invests at least 80% of its total assets in stocks of companies primarily engaged in the business of alternative energy. Such companies may include small- and medium-capitalization companies and foreign issuers. Alternative energy refers to the generation of power through environmentally friendly, non traditional sources. It includes power derived principally from bio-fuels (such as ethanol), bio mass, wind, solar, hydro and geothermal sources and also includes the various technologies that support the production, use and storage of these sources. As of December 31, 2016, the Ardour Global Index included 30 securities of companies with a market capitalization range of between approximately \$477.7 million

---

and \$34.4 billion and a weighted average market capitalization of \$10.1 billion. As of December 31, 2016, approximately 28% of the Fund's investments consisted of securities of European issuers. These amounts are subject to change. The Fund's 80% investment policy is non-fundamental and may be changed without shareholder approval upon 60 days' prior written notice to shareholders. Under normal market conditions, the Fund intends to invest at least 30% of its assets in the securities of non-U.S. companies located in at least three different countries.

The Fund, using a "passive" or indexing investment approach, attempts to approximate the investment performance of the Ardour Global Index by investing in a portfolio of securities that generally replicates the Ardour Global Index. Unlike many investment companies that try to "beat" the performance of a benchmark index, the Fund does not try to "beat" the Ardour Global Index and does not seek temporary defensive positions when markets decline or appear overvalued. Indexing may eliminate the chance that the Fund will substantially outperform the Ardour Global Index but also may reduce some of the risks of active management, such as poor security selection. Indexing seeks to achieve lower costs and better after-tax performance by keeping portfolio turnover low in comparison to actively managed investment companies. The Fund normally invests at least 80% of its total assets in securities that comprise the Ardour Global Index.

The Fund is classified as a non-diversified fund and, therefore, may invest a greater percentage of its assets in a particular issuer. The Fund may concentrate its investments in a particular industry or group of industries to the extent that the Ardour Global Index concentrates in an industry or group of industries. As of December 31, 2016, the Ardour Global Index was concentrated in alternative energy companies and the industrials sector, and each of the consumer discretionary, information technology and utilities sectors represented a significant portion of the Ardour Global Index.

#### **PRINCIPAL RISKS OF INVESTING IN THE FUND**

**Investors in the Fund should be willing to accept a high degree of volatility in the price of the Fund's Shares and the possibility of significant losses. An investment in the Fund involves a substantial degree of risk. An investment in the Fund is not a deposit with a bank and is not insured or guaranteed by the Federal Deposit Insurance Corporation or any other government agency. Therefore, you should consider carefully the following risks before investing in the Fund, each of which could significantly and adversely affect the value of an investment in the Fund.**

**Risk of Investing in Alternative Energy Companies.** Alternative energy refers to the generation of power through environmentally friendly sources that can replace or supplement traditional fossil-fuel sources. It includes power derived principally from bio fuels (such as ethanol), bio mass, wind, solar, hydro and geothermal sources and also includes the various technologies that support the production, use and storage of these sources.

The alternative energy industry may be significantly affected by the competition from new and existing market entrants, obsolescence of technology, short product cycles, production spending, varying prices and profits, commodity price volatility, changes in exchange rates, imposition of import controls, depletion of resources, seasonal weather conditions, technological developments and general economic conditions, market sentiment, fluctuations in energy prices and supply and demand of alternative energy fuels, fluctuations in the price of oil and gas, energy conservation efforts, the success of exploration projects, tax and other government regulations and international political events. Additionally, adverse weather conditions may cause fluctuations in renewable energy generation and adversely affect the cash flows associated with these assets.

Further, the alternative energy industry may be subject to risks associated with hazardous materials and can be significantly and adversely affected by legislation resulting in more strict government regulations and enforcement policies and specific expenditures for environmental cleanup efforts. On the other hand, if the government reduces environmental regulations or their enforcement, companies that produce products designed to provide a clean environment, and in which the Fund invests, are less likely to prosper. Shares of companies involved in the alternative energy industry have been more volatile than shares of companies operating in more established industries. Certain valuation methods currently used to value companies involved in the alternative energy industries have not been in widespread use for a significant period of time. As a result, the use of these valuation methods may serve to further increase the volatility of certain alternative and transitional energy company share prices. If government subsidies and incentives for alternative energy sources are reduced or eliminated, the demand for alternative energy may decline and cause corresponding declines in the revenues and profits of companies engaged in the alternative energy industry. In addition, changes in U.S., European and other governments' policies towards alternative energy technology also may have an adverse effect on the Fund's performance. Furthermore, the Fund may invest in the shares of companies with a limited operating history, some of which may never have operated profitably. Investment in young companies with a short operating history is generally riskier than investing in companies with a longer operating history. The Fund will carry greater risk and may be more volatile than a portfolio composed of securities issued by companies operating in a wide variety of different or more established industries.

**Special Risk Considerations of Investing in European Issuers.** The Fund may invest in securities issued by European issuers and, accordingly, may be subject to the risk of investing in such issuers. Investment in securities of issuers in Europe

involves risks and special considerations not typically associated with investment in the U.S. securities markets. The Economic and Monetary Union (“EMU”) of the European Union (“EU”) requires member countries to comply with restrictions on inflation rates, deficits, interest rates, debt levels and fiscal and monetary controls, each of which may significantly affect every country in Europe. Decreasing imports or exports, changes in governmental or EU regulations on trade, changes in the exchange rate of the euro, the default or threat of default by an EU member country on its sovereign debt, and/or an economic recession in an EU member country may have a significant adverse effect on the economies of EU member countries and on major trading partners outside Europe. The European financial markets have recently experienced volatility and have been adversely affected by concerns about economic downturns, credit rating downgrades, rising government debt levels and possible default on or restructuring of government debt in several European countries, including Greece, Ireland, Italy, Portugal and Spain. These events have adversely affected the value and exchange rate of the euro and may continue to significantly affect the economies of every country in Europe, including EU member countries that do not use the euro and non-EU member countries. In addition, in a referendum held on June 23, 2016, voters in the United Kingdom (“UK”) voted to leave the EU, creating economic and political uncertainty in its wake. On March 29, 2017, the UK formally triggered the process of leaving the EU by invoking Article 50 of the Treaty on European Union. Significant uncertainty exists regarding the timing of the UK’s withdrawal from the EU and the effects such withdrawal will have on the euro, European economies and global markets.

**Risk of Investing in Foreign Securities.** Investments in the securities of foreign issuers involve risks beyond those associated with investments in U.S. securities. These additional risks include greater market volatility, the availability of less reliable financial information, higher transactional and custody costs, taxation by foreign governments, decreased market liquidity and political instability. Because certain foreign securities markets may be limited in size, the activity of large traders may have an undue influence on the prices of securities that trade in such markets. The Fund invests in securities of issuers located in countries whose economies are heavily dependent upon trading with key partners. Any reduction in this trading may have an adverse impact on the Fund’s investments.

**Foreign Currency Risk.** Because the Fund’s assets may be invested in securities denominated in foreign currencies, the income received by the Fund from these investments will generally be in foreign currencies. The Fund’s exposure to foreign currencies and changes in the value of foreign currencies versus the U.S. dollar may result in reduced returns for the Fund. Moreover, the Fund may incur costs in connection with conversions between U.S. dollars and foreign currencies. The value of certain foreign countries’ currencies may be subject to a high degree of fluctuation. This fluctuation may be due to changes in interest rates, investors’ expectations concerning inflation and interest rates, the country’s debt levels and trade deficit, the effects of monetary policies issued by the United States, foreign governments, central banks or supranational entities, the imposition of currency controls or other national or global political or economic developments.

**Risk of Investing in Depositary Receipts.** The Fund may invest in depositary receipts which involve similar risks to those associated with investments in foreign securities. Depositary receipts are receipts listed on U.S. or foreign exchanges issued by banks or trust companies that entitle the holder to all dividends and capital gains that are paid out on the underlying foreign shares. Investments in depositary receipts may be less liquid than the underlying shares in their primary trading market and, if not included in the Ardour Global Index, may negatively affect the Fund’s ability to replicate the performance of the Ardour Global Index.

**Risk of Investing in the Consumer Discretionary Sector.** To the extent that the consumer discretionary sector continues to represent a significant portion of the Fund, the Fund will be sensitive to changes in, and its performance may depend to a greater extent on, the overall condition of the consumer discretionary sector. Companies engaged in the consumer discretionary sector are subject to fluctuations in supply and demand. These companies may also be adversely affected by changes in consumer spending as a result of world events, political and economic conditions, commodity price volatility, changes in exchange rates, imposition of import controls, increased competition, depletion of resources and labor relations.

**Risk of Investing in the Industrials Sector.** To the extent that the Fund continues to be concentrated in the industrials sector, the Fund will be sensitive to changes in, and its performance will depend on to a greater extent on, the overall condition of the industrials sector. Companies in the industrials sector may be adversely affected by changes in government regulation, world events and economic conditions. In addition, companies in the industrials sector may be adversely affected by environmental damages, product liability claims and exchange rates.

**Risk of Investing in the Information Technology Sector.** To the extent that the information technology sector continues to represent a significant portion of the Fund, the Fund will be sensitive to changes in, and its performance may depend to a greater extent on, the overall condition of the information technology sector. Information technology companies face intense competition, both domestically and internationally, which may have an adverse effect on profit margins. Information technology companies may have limited product lines, markets, financial resources or personnel. The products of information technology companies may face product obsolescence due to rapid technological developments and frequent new product introduction, unpredictable changes in growth rates and competition for the services of qualified personnel. Companies in the information



---

technology sector are heavily dependent on patent protection and the expiration of patents may adversely affect the profitability of these companies.

**Risk of Investing in the Utilities Sector.** To the extent that the utilities sector continues to represent a significant portion of the Fund, the Fund will be sensitive to changes in, and its performance may depend to a great extent on, the overall condition of the utilities sector. Companies in the utilities sector may be adversely affected by changes in exchange rates, domestic and international competition, difficulty in raising adequate amounts of capital and governmental limitation on rates charged to customers.

**Risk of Investing in Small- and Medium-Capitalization Companies.** Small- and medium-capitalization companies may be more volatile and more likely than large-capitalization companies to have narrower product lines, fewer financial resources, less management depth and experience and less competitive strength. In addition, these companies often have greater price volatility, lower trading volume and less liquidity than larger more established companies. Returns on investments in securities of small-capitalization and medium-capitalization companies could trail the returns on investments in securities of large-capitalization companies.

**Risk of Cash Transactions.** Unlike other exchange-traded funds (“ETFs”), the Fund expects to effect its creations and redemptions partially for cash, rather than in-kind securities. Therefore, it may be required to sell portfolio securities and subsequently recognize gains on such sales that the Fund might not have recognized if it were to distribute portfolio securities in kind. As such, investments in Shares may be less tax-efficient than an investment in a conventional ETF.

**Equity Securities Risk.** The value of the equity securities held by the Fund may fall due to general market and economic conditions, perceptions regarding the markets in which the issuers of securities held by the Fund participate, or factors relating to specific issuers in which the Fund invests. Equity securities are subordinated to preferred securities and debt in a company’s capital structure with respect to priority in right to a share of corporate income, and therefore will be subject to greater dividend risk than preferred securities or debt instruments. In addition, while broad market measures of equity securities have historically generated higher average returns than fixed income securities, equity securities have generally also experienced significantly more volatility in those returns, although under certain market conditions fixed income securities may have comparable or greater price volatility.

**Market Risk.** The prices of the securities in the Fund are subject to the risks associated with investing in the securities market, including general economic conditions and sudden and unpredictable drops in value. An investment in the Fund may lose money.

**Operational Risk.** The Fund is exposed to operational risk arising from a number of factors, including, but not limited to, human error, processing and communication errors, errors of the Fund’s service providers, counterparties or other third parties, failed or inadequate processes and technology or system failures.

**Index Tracking Risk.** The Fund’s return may not match the return of the Ardour Global Index for a number of reasons. For example, the Fund incurs a number of operating expenses not applicable to the Ardour Global Index and incurs costs associated with buying and selling securities, especially when rebalancing the Fund’s securities holdings to reflect changes in the composition of the Ardour Global Index and raising cash to meet redemptions or deploying cash in connection with newly created Creation Units (defined herein), which are not factored into the return of the Ardour Global Index. Transaction costs, including brokerage costs, will decrease the Fund’s net asset value (“NAV”) to the extent not offset by the transaction fee payable by an Authorized Participant (“AP”). Market disruptions and regulatory restrictions could have an adverse effect on the Fund’s ability to adjust its exposure to the required levels in order to track the Ardour Global Index. Errors in the Ardour Global Index data, the Ardour Global Index computations and/or the construction of the Ardour Global Index in accordance with its methodology may occur from time to time and may not be identified and corrected by the Ardour Global Index provider for a period of time or at all, which may have an adverse impact on the Fund and its shareholders. In addition, the Fund may not invest in certain securities included in the Ardour Global Index, or invest in them in the exact proportions in which they are represented in the Ardour Global Index, due to legal restrictions or limitations imposed by the governments of certain countries, certain NYSE Arca, Inc. (“NYSE Arca”) listing standards, a lack of liquidity on stock exchanges in which such securities trade, potential adverse tax consequences or other regulatory reasons (such as diversification requirements). The Fund may value certain of its investments and/or underlying currencies based on fair value prices. To the extent the Fund calculates its NAV based on fair value prices and the value of the Ardour Global Index is based on securities’ closing prices on local foreign markets (*i.e.*, the value of the Ardour Global Index is not based on fair value prices), the Fund’s ability to track the Ardour Global Index may be adversely affected. For tax efficiency purposes, the Fund may sell certain securities, and such sale may cause the Fund to realize a loss and deviate from the performance of the Ardour Global Index. In light of the factors discussed above, the Fund’s return may deviate significantly from the return of the Ardour Global Index.



**Authorized Participant Concentration Risk.** The Fund may have a limited number of financial institutions that act as APs, none of which are obligated to engage in creation and/or redemption transactions. To the extent that those APs exit the business, or are unable to or choose not to process creation and/or redemption orders, and no other AP is able to step forward to create and redeem, there may be a significantly diminished trading market for Shares or Shares may trade like closed-end funds at a discount (or premium) to NAV and possibly face trading halts and/or de-listing. The AP concentration risk may be heightened in scenarios where APs have limited or diminished access to the capital required to post collateral.

**No Guarantee of Active Trading Market.** While Shares are listed on NYSE Arca there can be no assurance that an active trading market for the Shares will be maintained. Further, secondary markets may be subject to irregular trading activity, wide bid/ask spreads and extended trade settlement periods in times of market stress because market makers and APs may step away from making a market in the Shares and in executing creation and redemption orders, which could cause a material deviation in the Fund's market price from its NAV.

**Trading Issues.** Trading in Shares on NYSE Arca may be halted due to market conditions or for reasons that, in the view of NYSE Arca, make trading in Shares inadvisable. In addition, trading in Shares on NYSE Arca is subject to trading halts caused by extraordinary market volatility pursuant to NYSE Arca's "circuit breaker" rules. There can be no assurance that the requirements of NYSE Arca necessary to maintain the listing of the Fund will continue to be met or will remain unchanged.

**Replication Management Risk.** An investment in the Fund involves risks similar to those of investing in any fund of equity securities traded on an exchange, such as market fluctuations caused by such factors as economic and political developments, changes in interest rates and perceived trends in security prices. However, because the Fund is not "actively" managed, unless a specific security is removed from the Ardour Global Index, the Fund generally would not sell a security because the security's issuer was in financial trouble. Therefore, the Fund's performance could be lower than funds that may actively shift their portfolio assets to take advantage of market opportunities or to lessen the impact of a market decline or a decline in the value of one or more issuers.

**Fund Shares Trading, Premium/Discount Risk and Liquidity of Fund Shares.** The market price of the Shares may fluctuate in response to the Fund's NAV, the intraday value of the Fund's holdings and supply and demand for Shares. The Adviser cannot predict whether Shares will trade above, below, or at their most recent NAV. Disruptions to creations and redemptions, the existence of market volatility or potential lack of an active trading market for Shares (including through a trading halt), as well as other factors, may result in Shares trading at a significant premium or discount to NAV or to the intraday value of the Fund's holdings. If a shareholder purchases Shares at a time when the market price is at a premium to the NAV or sells Shares at a time when the market price is at a discount to the NAV, the shareholder may pay significantly more or receive significantly less than the underlying value of the Shares that were bought or sold. The securities held by the Fund may be traded in markets that close at a different time than NYSE Arca. Liquidity in those securities may be reduced after the applicable closing times. Accordingly, during the time when NYSE Arca is open but after the applicable market closing, fixing or settlement times, bid-ask spreads on NYSE Arca and the resulting premium or discount to the Shares' NAV may widen. Additionally, in stressed market conditions, the market for the Fund's Shares may become less liquid in response to deteriorating liquidity in the markets for the Fund's underlying portfolio holdings.

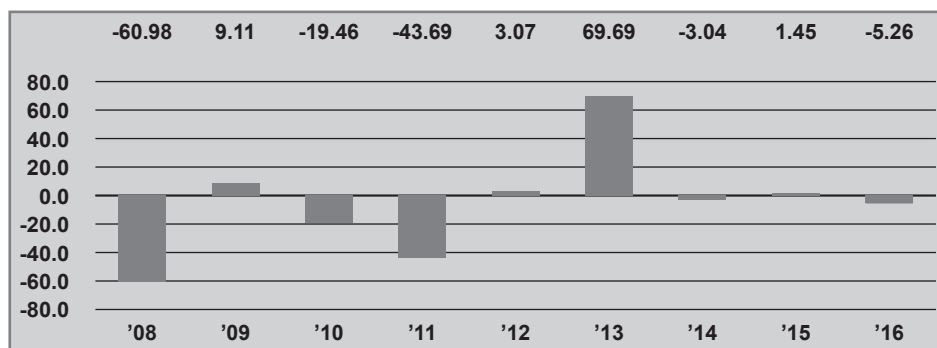
**Non-Diversified Risk.** The Fund is classified as a "non-diversified" fund under the Investment Company Act of 1940, as amended (the "1940 Act"). Therefore, the Fund may invest a relatively high percentage of its assets in a smaller number of issuers or may invest a larger proportion of its assets in a single issuer. Moreover, the gains and losses on a single investment may have a greater impact on the Fund's NAV and may make the Fund more volatile than more diversified funds.

**Concentration Risk.** The Fund's assets may be concentrated in a particular sector or sectors or industry or group of industries to the extent the Ardour Global Index concentrates in a particular sector or sectors or industry or group of industries. To the extent that the Fund continues to be concentrated in alternative energy companies and the industrials sector, the Fund will be subject to the risk that economic, political or other conditions that have a negative effect on those companies and that sector will negatively impact the Fund to a greater extent than if the Fund's assets were invested in a wider variety of sectors or industries.

## PERFORMANCE

The bar chart that follows shows how the Fund performed for the calendar years shown. The table below the bar chart shows the Fund's average annual returns (before and after taxes). The bar chart and table provide an indication of the risks of investing in the Fund by comparing the Fund's performance from year to year and by showing how the Fund's average annual returns for the one year, five years and since inception periods compared with the Fund's benchmark index and broad measure of market performance. All returns assume reinvestment of dividends and distributions. The Fund's past performance (before and after income taxes) is not necessarily indicative of how the Fund will perform in the future. Updated performance information is available online at [www.vaneck.com](http://www.vaneck.com).

## Annual Total Returns (%)—Calendar Years



**Best Quarter:** 33.37% 2Q '09

**Worst Quarter:** -39.42% 4Q '08

### Average Annual Total Returns for the Periods Ended December 31, 2016

The after-tax returns presented in the table below are calculated using the highest historical individual federal marginal income tax rates and do not reflect the impact of state and local taxes. Your actual after-tax returns will depend on your specific tax situation and may differ from those shown below. After-tax returns are not relevant to investors who hold Shares of the Fund through tax-deferred arrangements, such as 401(k) plans or individual retirement accounts.

	Past One Year	Past Five Years	Since Inception (5/3/2007)
VanEck Vectors Global Alternative Energy ETF (return before taxes)	-5.26%	10.26%	-7.48%
VanEck Vectors Global Alternative Energy ETF (return after taxes on distributions)	-5.84%	9.89%	-7.77%
VanEck Vectors Global Alternative Energy ETF (return after taxes on distributions and sale of Fund Shares)	-2.70%	8.05%	-5.26%
Ardour Global Index <sup>SM</sup> (Extra Liquid) (reflects no deduction for fees, expenses or taxes)	-6.03%	9.67%	-7.85%
S&P 500 <sup>®</sup> Index (reflects no deduction for fees, expenses or taxes)	11.96%	14.66%	6.49%

## PORTFOLIO MANAGEMENT

**Investment Adviser.** Van Eck Associates Corporation.

**Portfolio Managers.** The following individuals are jointly and primarily responsible for the day-to-day management of the Fund's portfolio:

Name	Title with Adviser	Date Began Managing the Fund
Hao-Hung (Peter) Liao	Portfolio Manager	May 2007
George Chao	Portfolio Manager	December 2007

## PURCHASE AND SALE OF FUND SHARES

For important information about the purchase and sale of Fund Shares, tax information and payments to broker-dealers and other financial intermediaries, please turn to "Summary Information About Purchases and Sales of Fund Shares, Taxes and Payments to Broker-Dealers and Other Financial Intermediaries" on page 80 of this Prospectus.

**SUMMARY INFORMATION**

**INVESTMENT OBJECTIVE**

VanEck Vectors® Gold Miners ETF (the “Fund”) seeks to replicate as closely as possible, before fees and expenses, the price and yield performance of the NYSE Arca Gold Miners Index (the “Gold Miners Index”).

**FUND FEES AND EXPENSES**

The following tables describe the fees and expenses that you may pay if you buy and hold shares of the Fund (“Shares”).

<b>Shareholder Fees</b> <i>(fees paid directly from your investment)</i>	None
--	------

**Annual Fund Operating Expenses**

*(expenses that you pay each year as a percentage of the value of your investment)*

Management Fee	0.50%
Other Expenses	<u>0.01%</u>
Total Annual Fund Operating Expenses <sup>(a)</sup>	0.51%
Fee Waivers and Expense Reimbursement <sup>(a)</sup>	<u>0.00%</u>
Total Annual Fund Operating Expenses After Fee Waiver and Expense Reimbursement <sup>(a)</sup>	0.51%

<sup>(a)</sup> Van Eck Associates Corporation (the “Adviser”) has agreed to waive fees and/or pay Fund expenses to the extent necessary to prevent the operating expenses of the Fund (excluding acquired fund fees and expenses, interest expense, trading expenses, taxes and extraordinary expenses) from exceeding 0.53% of the Fund’s average daily net assets per year until at least May 1, 2018. During such time, the expense limitation is expected to continue until the Fund’s Board of Trustees acts to discontinue all or a portion of such expense limitation.

**EXPENSE EXAMPLE**

This example is intended to help you compare the cost of investing in the Fund with the cost of investing in other funds. This example does not take into account brokerage commissions that you pay when purchasing or selling Shares of the Fund.

The example assumes that you invest \$10,000 in the Fund for the time periods indicated and then redeem all of your Shares at the end of those periods. The example also assumes that your investment has a 5% annual return and that the Fund’s operating expenses remain the same (except that the example incorporates the fee waiver and/or expense reimbursement arrangement for only the first year). Although your actual costs may be higher or lower, based on these assumptions, your costs would be:

<b>YEAR</b>	<b>EXPENSES</b>
1	\$ 52
3	\$164
5	\$285
10	\$640

**PORTFOLIO TURNOVER**

The Fund will pay transaction costs, such as commissions, when it purchases and sells securities (or “turns over” its portfolio). A higher portfolio turnover will cause the Fund to incur additional transaction costs and may result in higher taxes when Fund Shares are held in a taxable account. These costs, which are not reflected in annual fund operating expenses or in the example, may affect the Fund’s performance. During the most recent fiscal year, the Fund’s portfolio turnover rate was 26% of the average value of its portfolio.

**PRINCIPAL INVESTMENT STRATEGIES**

The Fund normally invests at least 80% of its total assets in common stocks and depositary receipts of companies involved in the gold mining industry. Such companies may include small- and medium-capitalization companies and foreign issuers. The Gold Miners Index is a modified market-capitalization weighted index primarily comprised of publicly traded companies involved in the mining for gold and silver. The weight of companies whose revenues are more significantly exposed to silver mining will not exceed 20% of the Gold Miners Index at rebalance. As of December 31, 2016, the Gold Miners Index included 51 securities of companies with a market capitalization range of between approximately \$580 million and

---

\$18.6 billion and a weighted average market capitalization of \$8.4 billion. As of December 31, 2016, approximately 54% of the Fund's investments consisted of securities of Canadian issuers. These amounts are subject to change. The Fund's 80% investment policy is non-fundamental and may be changed without shareholder approval upon 60 days' prior written notice to shareholders.

The Fund, using a "passive" or indexing investment approach, attempts to approximate the investment performance of the Gold Miners Index by investing in a portfolio of securities that generally replicates the Gold Miners Index. Unlike many investment companies that try to "beat" the performance of a benchmark index, the Fund does not try to "beat" the Gold Miners Index and does not seek temporary defensive positions when markets decline or appear overvalued. Indexing may eliminate the chance that the Fund will substantially outperform the Gold Miners Index but also may reduce some of the risks of active management, such as poor security selection. Indexing seeks to achieve lower costs and better after-tax performance by keeping portfolio turnover low in comparison to actively managed investment companies. The Fund normally invests at least 80% of its total assets in securities that comprise the Gold Miners Index.

The Fund is classified as a non-diversified fund and, therefore, may invest a greater percentage of its assets in a particular issuer. The Fund may concentrate its investments in a particular industry or group of industries to the extent that the Gold Miners Index concentrates in an industry or group of industries. As of December 31, 2016, the Gold Miners Index was concentrated in the gold mining industry.

#### **PRINCIPAL RISKS OF INVESTING IN THE FUND**

**Investors in the Fund should be willing to accept a high degree of volatility in the price of the Fund's Shares and the possibility of significant losses. An investment in the Fund involves a substantial degree of risk. An investment in the Fund is not a deposit with a bank and is not insured or guaranteed by the Federal Deposit Insurance Corporation or any other government agency. Therefore, you should consider carefully the following risks before investing in the Fund, each of which could significantly and adversely affect the value of an investment in the Fund.**

**Risk of Investing in Gold and Silver Mining Companies.** The Fund will be sensitive to changes in, and its performance will depend to a greater extent on, the overall condition of gold and silver mining companies. Investments related to gold and silver are considered speculative and are affected by a variety of factors. Competitive pressures may have a significant effect on the financial condition of gold and silver mining companies. Also, gold and silver mining companies are highly dependent on the price of gold and silver bullion, respectively, and may be adversely affected by a variety of worldwide economic, financial and political factors. The price of gold has fluctuated in recent years and may continue to fluctuate substantially over short periods of time so the Fund's Share price may be more volatile than other types of investments. Fluctuation in the prices of gold and silver may be due to a number of factors, including changes in inflation and changes in industrial and commercial demand for metals. Additionally, increased environmental or labor costs may depress the value of metal investments. In times of significant inflation or great economic uncertainty, gold, silver and other precious metals may outperform traditional investments such as bonds and stocks. However, in times of stable economic growth, traditional equity and debt investments could offer greater appreciation potential and the value of gold, silver and other precious metals may be adversely affected, which could in turn affect the Fund's returns. If a natural disaster or other event with a significant economic impact occurs in a region where the companies in which the Fund invests operate, such disaster or event could negatively affect the profitability of such companies and, in turn, the Fund's investment in them.

**Special Risk Considerations of Investing in Canadian Issuers.** The Canadian economy is very dependent on the demand for, and supply and price of, natural resources. The Canadian market is relatively concentrated in issuers involved in the production and distribution of natural resources. There is a risk that any changes in natural resources sectors could have an adverse impact on the Canadian economy. Additionally, the Canadian economy is heavily dependent on relationships with certain key trading partners including the United States, countries in the European Union and China. Because the United States is Canada's largest trading partner and foreign investor, the Canadian economy is dependent on and may be significantly affected by the U.S. economy. Reduction in spending on Canadian products and services or changes in the U.S. economy may adversely impact the Canadian economy. Since the implementation of the North American Free Trade Agreement ("NAFTA") in 1994, total two-way merchandise trade between the United States and Canada has more than doubled. To further this relationship, all three NAFTA countries entered into The Security and Prosperity Partnership of North America in March 2005, which addressed economic and security related issues. These agreements may further increase Canada's dependency on the U.S. economy. Uncertainty as to the future of NAFTA may cause a decline in the value of the Fund's Shares. Past periodic demands by the Province of Quebec for sovereignty have significantly affected equity valuations and foreign currency movements in the Canadian market and such demands may continue to have this effect in the future. In addition, certain sectors of Canada's economy may be subject to foreign ownership limitations. This may negatively impact the Fund's ability to invest in Canadian issuers and to track the Gold Miners Index.

**Risk of Investing in Foreign Securities.** Investments in the securities of foreign issuers involve risks beyond those associated with investments in U.S. securities. These additional risks include greater market volatility, the availability of less reliable financial information, higher transactional and custody costs, taxation by foreign governments, decreased market liquidity and political instability. Because certain foreign securities markets may be limited in size, the activity of large traders may have an undue influence on the prices of securities that trade in such markets. The Fund invests in securities of issuers located in countries whose economies are heavily dependent upon trading with key partners. Any reduction in this trading may have an adverse impact on the Fund's investments.

**Foreign Currency Risk.** Because the Fund's assets may be invested in securities denominated in foreign currencies, the income received by the Fund from these investments will generally be in foreign currencies. The Fund's exposure to foreign currencies and changes in the value of foreign currencies versus the U.S. dollar may result in reduced returns for the Fund. Moreover, the Fund may incur costs in connection with conversions between U.S. dollars and foreign currencies. The value of certain foreign countries' currencies may be subject to a high degree of fluctuation. This fluctuation may be due to changes in interest rates, investors' expectations concerning inflation and interest rates, the country's debt levels and trade deficit, the effects of monetary policies issued by the United States, foreign governments, central banks or supranational entities, the imposition of currency controls or other national or global political or economic developments.

**Risk of Investing in Depositary Receipts.** The Fund may invest in depositary receipts which involve similar risks to those associated with investments in foreign securities. Depositary receipts are receipts listed on U.S. or foreign exchanges issued by banks or trust companies that entitle the holder to all dividends and capital gains that are paid out on the underlying foreign shares. Investments in depositary receipts may be less liquid than the underlying shares in their primary trading market and, if not included in the Gold Miners Index, may negatively affect the Fund's ability to replicate the performance of the Gold Miners Index.

**Risk of Investing in Small- and Medium-Capitalization Companies.** Small- and medium-capitalization companies may be more volatile and more likely than large-capitalization companies to have narrower product lines, fewer financial resources, less management depth and experience and less competitive strength. In addition, these companies often have greater price volatility, lower trading volume and less liquidity than larger more established companies. Returns on investments in securities of small-capitalization and medium-capitalization companies could trail the returns on investments in securities of large-capitalization companies.

**Equity Securities Risk.** The value of the equity securities held by the Fund may fall due to general market and economic conditions, perceptions regarding the markets in which the issuers of securities held by the Fund participate, or factors relating to specific issuers in which the Fund invests. Equity securities are subordinated to preferred securities and debt in a company's capital structure with respect to priority in right to a share of corporate income, and therefore will be subject to greater dividend risk than preferred securities or debt instruments. In addition, while broad market measures of equity securities have historically generated higher average returns than fixed income securities, equity securities have generally also experienced significantly more volatility in those returns, although under certain market conditions fixed income securities may have comparable or greater price volatility.

**Market Risk.** The prices of the securities in the Fund are subject to the risks associated with investing in the securities market, including general economic conditions and sudden and unpredictable drops in value. An investment in the Fund may lose money.

**Operational Risk.** The Fund is exposed to operational risk arising from a number of factors, including, but not limited to, human error, processing and communication errors, errors of the Fund's service providers, counterparties or other third parties, failed or inadequate processes and technology or system failures.

**Index Tracking Risk.** The Fund's return may not match the return of the Gold Miners Index for a number of reasons. For example, the Fund incurs a number of operating expenses not applicable to the Gold Miners Index and incurs costs associated with buying and selling securities, especially when rebalancing the Fund's securities holdings to reflect changes in the composition of the Gold Miners Index, which are not factored into the return of the Gold Miners Index. Transaction costs, including brokerage costs, will decrease the Fund's net asset value ("NAV") to the extent not offset by the transaction fee payable by an Authorized Participant ("AP"). Market disruptions and regulatory restrictions could have an adverse effect on the Fund's ability to adjust its exposure to the required levels in order to track the Gold Miners Index. Errors in the Gold Miners Index data, the Gold Miners Index computations and/or the construction of the Gold Miners Index in accordance with its methodology may occur from time to time and may not be identified and corrected by the Gold Miners Index provider for a period of time or at all, which may have an adverse impact on the Fund and its shareholders. In addition, the Fund may not invest in certain securities included in the Gold Miners Index, or invest in them in the exact proportions in which they are represented in the Gold Miners Index, due to legal restrictions or limitations imposed by the governments of certain countries,

---

certain NYSE Arca, Inc. (“NYSE Arca”) listing standards, a lack of liquidity on stock exchanges in which such securities trade, potential adverse tax consequences or other regulatory reasons (such as diversification requirements). The Fund may value certain of its investments and/or underlying currencies based on fair value prices. To the extent the Fund calculates its NAV based on fair value prices and the value of the Gold Miners Index is based on securities’ closing prices on local foreign markets (*i.e.*, the value of the Gold Miners Index is not based on fair value prices), the Fund’s ability to track the Gold Miners Index may be adversely affected. For tax efficiency purposes, the Fund may sell certain securities, and such sale may cause the Fund to realize a loss and deviate from the performance of the Gold Miners Index. In light of the factors discussed above, the Fund’s return may deviate significantly from the return of the Gold Miners Index.

**Authorized Participant Concentration Risk.** The Fund may have a limited number of financial institutions that act as APs, none of which are obligated to engage in creation and/or redemption transactions. To the extent that those APs exit the business, or are unable to or choose not to process creation and/or redemption orders, and no other AP is able to step forward to create and redeem, there may be a significantly diminished trading market for Shares or Shares may trade like closed-end funds at a discount (or premium) to NAV and possibly face trading halts and/or de-listing. The AP concentration risk may be heightened in scenarios where APs have limited or diminished access to the capital required to post collateral.

**No Guarantee of Active Trading Market.** While Shares are listed on NYSE Arca there can be no assurance that an active trading market for the Shares will be maintained. Further, secondary markets may be subject to irregular trading activity, wide bid/ask spreads and extended trade settlement periods in times of market stress because market makers and APs may step away from making a market in the Shares and in executing creation and redemption orders, which could cause a material deviation in the Fund’s market price from its NAV.

**Trading Issues.** Trading in Shares on NYSE Arca may be halted due to market conditions or for reasons that, in the view of NYSE Arca, make trading in Shares inadvisable. In addition, trading in Shares on NYSE Arca is subject to trading halts caused by extraordinary market volatility pursuant to NYSE Arca’s “circuit breaker” rules. There can be no assurance that the requirements of NYSE Arca necessary to maintain the listing of the Fund will continue to be met or will remain unchanged.

**Replication Management Risk.** An investment in the Fund involves risks similar to those of investing in any fund of equity securities traded on an exchange, such as market fluctuations caused by such factors as economic and political developments, changes in interest rates and perceived trends in security prices. However, because the Fund is not “actively” managed, unless a specific security is removed from the Gold Miners Index, the Fund generally would not sell a security because the security’s issuer was in financial trouble. Therefore, the Fund’s performance could be lower than funds that may actively shift their portfolio assets to take advantage of market opportunities or to lessen the impact of a market decline or a decline in the value of one or more issuers.

**Fund Shares Trading, Premium/Discount Risk and Liquidity of Fund Shares.** The market price of the Shares may fluctuate in response to the Fund’s NAV, the intraday value of the Fund’s holdings and supply and demand for Shares. The Adviser cannot predict whether Shares will trade above, below, or at their most recent NAV. Disruptions to creations and redemptions, the existence of market volatility or potential lack of an active trading market for Shares (including through a trading halt), as well as other factors, may result in Shares trading at a significant premium or discount to NAV or to the intraday value of the Fund’s holdings. If a shareholder purchases Shares at a time when the market price is at a premium to the NAV or sells Shares at a time when the market price is at a discount to the NAV, the shareholder may pay significantly more or receive significantly less than the underlying value of the Shares that were bought or sold. The securities held by the Fund may be traded in markets that close at a different time than NYSE Arca. Liquidity in those securities may be reduced after the applicable closing times. Accordingly, during the time when NYSE Arca is open but after the applicable market closing, fixing or settlement times, bid-ask spreads on NYSE Arca and the resulting premium or discount to the Shares’ NAV may widen. Additionally, in stressed market conditions, the market for the Fund’s Shares may become less liquid in response to deteriorating liquidity in the markets for the Fund’s underlying portfolio holdings.

**Non-Diversified Risk.** The Fund is classified as a “non-diversified” fund under the Investment Company Act of 1940, as amended (the “1940 Act”). Therefore, the Fund may invest a relatively high percentage of its assets in a smaller number of issuers or may invest a larger proportion of its assets in a single issuer. Moreover, the gains and losses on a single investment may have a greater impact on the Fund’s NAV and may make the Fund more volatile than more diversified funds.

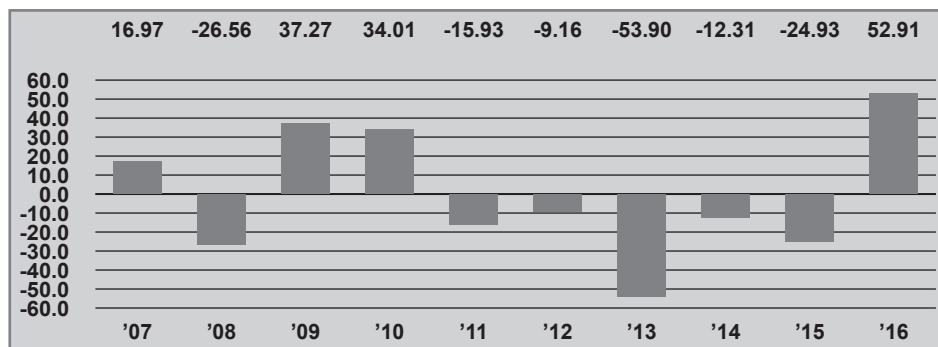
**Concentration Risk.** The Fund’s assets may be concentrated in a particular sector or sectors or industry or group of industries to the extent the Gold Miners Index concentrates in a particular sector or sectors or industry or group of industries. To the extent that the Fund continues to be concentrated in the gold mining industry, the Fund will be subject to the risk that economic, political or other conditions that have a negative effect on that industry will negatively impact the Fund to a greater extent than if the Fund’s assets were invested in a wider variety of sectors or industries.



**PERFORMANCE**

The bar chart that follows shows how the Fund performed for the calendar years shown. The table below the bar chart shows the Fund’s average annual returns (before and after taxes). The bar chart and table provide an indication of the risks of investing in the Fund by comparing the Fund’s performance from year to year and by showing how the Fund’s average annual returns for the one year, five year and ten year periods compared with the Fund’s benchmark index and a broad measure of market performance. All returns assume reinvestment of dividends and distributions. The Fund’s past performance (before and after income taxes) is not necessarily indicative of how the Fund will perform in the future. Updated performance information is available online at [www.vaneck.com](http://www.vaneck.com).

**Annual Total Returns(%)—Calendar Years**



**Best Quarter:** 45.85% 1Q '16

**Worst Quarter:** -35.32% 2Q '13

**Average Annual Total Returns for the Periods Ended December 31, 2016**

The after-tax returns presented in the table below are calculated using the highest historical individual federal marginal income tax rates and do not reflect the impact of state and local taxes. Your actual after-tax returns will depend on your specific tax situation and may differ from those shown below. After-tax returns are not relevant to investors who hold shares of the Fund through tax-deferred arrangements, such as 401(k) plans or individual retirement accounts.

	Past One Year	Past Five Years	Past Ten Years
VanEck Vectors Gold Miners ETF (return before taxes)	52.91%	-15.87%	-5.63%
VanEck Vectors Gold Miners ETF (return after taxes on distributions)	52.81%	-16.04%	-5.80%
VanEck Vectors Gold Miners ETF (return after taxes on distributions and sale of Fund Shares)	30.02%	-10.98%	-3.96%
NYSE Arca Gold Miners Index (reflects no deduction for fees, expenses or taxes)	54.35%	-15.40%	-5.14%
S&P 500® Index (reflects no deduction for fees, expenses or taxes)	11.96%	14.66%	6.95%

**PORTFOLIO MANAGEMENT**

**Investment Adviser.** Van Eck Associates Corporation.

**Portfolio Managers.** The following individuals are jointly and primarily responsible for the day-to-day management of the Fund’s portfolio:

Name	Title with Adviser	Date Began Managing the Fund
Hao-Hung (Peter) Liao	Portfolio Manager	May 2006
George Chao	Portfolio Manager	December 2007

**PURCHASE AND SALE OF FUND SHARES**

For important information about the purchase and sale of Fund Shares, tax information and payments to broker-dealers and other financial intermediaries, please turn to “Summary Information About Purchases and Sales of Fund Shares, Taxes and Payments to Broker-Dealers and Other Financial Intermediaries” on page 80 of this Prospectus.



## SUMMARY INFORMATION

**INVESTMENT OBJECTIVE**

VanEck Vectors® Junior Gold Miners ETF (the “Fund”) seeks to replicate as closely as possible, before fees and expenses, the price and yield performance of the MVIS™ Global Junior Gold Miners Index (the “Junior Gold Miners Index”).

**FUND FEES AND EXPENSES**

The following tables describe the fees and expenses that you may pay if you buy and hold shares of the Fund (“Shares”).

<b>Shareholder Fees</b> <i>(fees paid directly from your investment)</i>	None
--	------

**Annual Fund Operating Expenses**

*(expenses that you pay each year as a percentage of the value of your investment)*

Management Fee	0.50%
Other Expenses	0.02%
Total Annual Fund Operating Expenses <sup>(a)</sup>	0.52%
Fee Waivers and Expense Reimbursement <sup>(a)</sup>	0.00%
Total Annual Fund Operating Expenses After Fee Waiver and Expense Reimbursement <sup>(a)</sup>	0.52%

<sup>(a)</sup> Van Eck Associates Corporation (the “Adviser”) has agreed to waive fees and/or pay Fund expenses to the extent necessary to prevent the operating expenses of the Fund (excluding acquired fund fees and expenses, interest expense, trading expenses, taxes and extraordinary expenses) from exceeding 0.56% of the Fund’s average daily net assets per year until at least May 1, 2018. During such time, the expense limitation is expected to continue until the Fund’s Board of Trustees acts to discontinue all or a portion of such expense limitation.

**EXPENSE EXAMPLE**

This example is intended to help you compare the cost of investing in the Fund with the cost of investing in other funds. This example does not take into account brokerage commissions that you pay when purchasing or selling Shares of the Fund.

The example assumes that you invest \$10,000 in the Fund for the time periods indicated and then redeem all of your Shares at the end of those periods. The example also assumes that your investment has a 5% annual return and that the Fund’s operating expenses remain the same (except that the example incorporates the fee waiver and/or expense reimbursement arrangement for only the first year). Although your actual costs may be higher or lower, based on these assumptions, your costs would be:

<b>YEAR</b>	<b>EXPENSES</b>
1	\$ 53
3	\$167
5	\$291
10	\$653

**PORTFOLIO TURNOVER**

The Fund will pay transaction costs, such as commissions, when it purchases and sells securities (or “turns over” its portfolio). A higher portfolio turnover will cause the Fund to incur additional transaction costs and may result in higher taxes when Fund Shares are held in a taxable account. These costs, which are not reflected in annual fund operating expenses or in the example, may affect the Fund’s performance. During the most recent fiscal year, the Fund’s portfolio turnover rate was 58% of the average value of its portfolio.

**PRINCIPAL INVESTMENT STRATEGIES**

The Fund normally invests at least 80% of its total assets in securities that comprise the Fund’s benchmark index. The Fund will normally invest at least 80% of its total assets in companies that are involved in the gold mining industry (the “80% policy”). The Junior Gold Miners Index includes companies that generate at least 50% of their revenues from gold and/or silver mining/royalties/streaming or have mining projects with the potential to generate at least 50% of their revenues from gold and/or silver when developed. Such companies may include small- and medium-capitalization companies and foreign issuers. As of December 31, 2016, the Junior Gold Miners Index included 48 securities of companies with a market

capitalization range of between approximately \$148 million and \$1.8 billion and a weighted average market capitalization of \$969 million. As of December 31, 2016, approximately 11% and 70% of the Fund's investments consisted of securities of Australian and Canadian issuers, respectively. These amounts are subject to change. The Fund's 80% policy is non-fundamental and may be changed without shareholder approval upon 60 days' prior written notice to shareholders.

The Fund, using a "passive" or indexing investment approach, attempts to approximate the investment performance of the Junior Gold Miners Index by investing in a portfolio of securities that generally replicates the Junior Gold Miners Index. Unlike many investment companies that try to "beat" the performance of a benchmark index, the Fund does not try to "beat" the Junior Gold Miners Index and does not seek temporary defensive positions when markets decline or appear overvalued. Indexing may eliminate the chance that the Fund will substantially outperform the Junior Gold Miners Index but also may reduce some of the risks of active management, such as poor security selection. Indexing seeks to achieve lower costs and better after-tax performance by keeping portfolio turnover low in comparison to actively managed investment companies. As of December 31, 2016, approximately 84% of the Junior Gold Miners Index was comprised of securities of companies that are involved in the gold mining industry.

The Fund is classified as a non-diversified fund and, therefore, may invest a greater percentage of its assets in a particular issuer. The Fund may concentrate its investments in a particular industry or group of industries to the extent that the Junior Gold Miners Index concentrates in an industry or group of industries. As of December 31, 2016, the Junior Gold Miners Index was concentrated in the gold mining industry and the silver mining industry represented a significant portion of the Junior Gold Miner's Index.

#### **PRINCIPAL RISKS OF INVESTING IN THE FUND**

**Investors in the Fund should be willing to accept a high degree of volatility in the price of the Fund's Shares and the possibility of significant losses. An investment in the Fund involves a substantial degree of risk. An investment in the Fund is not a deposit with a bank and is not insured or guaranteed by the Federal Deposit Insurance Corporation or any other government agency. Therefore, you should consider carefully the following risks before investing in the Fund, each of which could significantly and adversely affect the value of an investment in the Fund.**

**Risk of Investing in Gold and Silver Mining Companies.** The Fund will be sensitive to changes in, and its performance will depend to a greater extent on, the overall condition of the gold and silver mining companies. Investments related to gold and silver are considered speculative and are affected by a variety of factors. Competitive pressures may have a significant effect on the financial condition of gold mining and silver mining companies. Also, gold and silver mining companies are highly dependent on the price of gold bullion and silver bullion, respectively, and may be adversely affected by a variety of worldwide economic, financial and political factors. The price of gold has fluctuated in recent years and may continue to fluctuate substantially over short periods of time so the Fund's Share price may be more volatile than other types of investments. Fluctuation in the prices of gold and silver may be due to a number of factors, including changes in inflation and changes in industrial and commercial demand for metals. Additionally, increased environmental or labor costs may depress the value of metal investments.

In particular, a drop in the price of gold and/or silver bullion would particularly adversely affect the profitability of small- and medium-capitalization mining companies and their ability to secure financing. Furthermore, companies that are only in the exploration stage are typically unable to adopt specific strategies for controlling the impact of the price of gold or silver. In times of significant inflation or great economic uncertainty, gold, silver and other precious metals may outperform traditional investments such as bonds and stocks. However, in times of stable economic growth, traditional equity and debt investments could offer greater appreciation potential and the value of gold, silver and other precious metals may be adversely affected, which could in turn affect the Fund's returns. If a natural disaster or other event with a significant economic impact occurs in a region where the companies in which the Fund invests operate, such disaster or event could negatively affect the profitability of such companies and, in turn, the Fund's investment in them.

A significant amount of the companies in the Junior Gold Miners Index may be early stage mining companies that are in the exploration stage only or that hold properties that might not ultimately produce gold or silver. The exploration and development of mineral deposits involve significant financial risks over a significant period of time which even a combination of careful evaluation, experience and knowledge may not eliminate. Few properties which are explored are ultimately developed into producing mines. Major expenditures may be required to establish reserves by drilling and to construct mining and processing facilities at a site. In addition, many early stage miners operate at a loss and are dependent on securing equity and/or debt financing, which might be more difficult to secure for an early stage mining company than for a more established counterpart.

**Special Risk Considerations of Investing in Australian Issuers.** Investments in Australian issuers may subject the Fund to regulatory, political, currency, security, and economic risk specific to Australia. The Australian economy is heavily dependent

---

on exports from the agricultural and mining sectors. This makes the Australian economy susceptible to fluctuations in the commodity markets. Australia is also dependent on trading with key trading partners.

**Special Risk Considerations of Investing in Canadian Issuers.** The Canadian economy is very dependent on the demand for, and supply and price of, natural resources. The Canadian market is relatively concentrated in issuers involved in the production and distribution of natural resources. There is a risk that any changes in natural resources sectors could have an adverse impact on the Canadian economy. Additionally, the Canadian economy is heavily dependent on relationships with certain key trading partners, including the United States, countries in the European Union and China. Because the United States is Canada's largest trading partner and foreign investor, the Canadian economy is dependent on and may be significantly affected by the U.S. economy. Reduction in spending on Canadian products and services or changes in the U.S. economy may adversely impact the Canadian economy. Since the implementation of the North American Free Trade Agreement ("NAFTA") in 1994, total two-way merchandise trade between the United States and Canada has more than doubled. To further this relationship, all three NAFTA countries entered into The Security and Prosperity Partnership of North America in March 2005, which addressed economic and security related issues. These agreements may further increase Canada's dependency on the U.S. economy. Uncertainty as to the future of NAFTA may cause a decline in the value of the Fund's Shares. Past periodic demands by the Province of Quebec for sovereignty have significantly affected equity valuations and foreign currency movements in the Canadian market and such demands may continue to have this effect in the future. In addition, certain sectors of Canada's economy may be subject to foreign ownership limitations. This may negatively impact the Fund's ability to invest in Canadian issuers and to track the Junior Gold Miners Index.

**Risk of Investing in Foreign Securities.** Investments in the securities of foreign issuers involve risks beyond those associated with investments in U.S. securities. These additional risks include greater market volatility, the availability of less reliable financial information, higher transactional and custody costs, taxation by foreign governments, decreased market liquidity and political instability. Because certain foreign securities markets may be limited in size, the activity of large traders may have an undue influence on the prices of securities that trade in such markets. The Fund invests in securities of issuers located in countries whose economies are heavily dependent upon trading with key partners. Any reduction in this trading may have an adverse impact on the Fund's investments.

**Foreign Currency Risk.** Because the Fund's assets may be invested in securities denominated in foreign currencies, the income received by the Fund from these investments will generally be in foreign currencies. The Fund's exposure to foreign currencies and changes in the value of foreign currencies versus the U.S. dollar may result in reduced returns for the Fund. Moreover, the Fund may incur costs in connection with conversions between U.S. dollars and foreign currencies. The value of certain foreign countries' currencies may be subject to a high degree of fluctuation. This fluctuation may be due to changes in interest rates, investors' expectations concerning inflation and interest rates, the country's debt levels and trade deficit, the effects of monetary policies issued by the United States, foreign governments, central banks or supranational entities, the imposition of currency controls or other national or global political or economic developments.

**Risk of Investing in Depositary Receipts.** The Fund may invest in depositary receipts which involve similar risks to those associated with investments in foreign securities. Depositary receipts are receipts listed on U.S. or foreign exchanges issued by banks or trust companies that entitle the holder to all dividends and capital gains that are paid out on the underlying foreign shares. Investments in depositary receipts may be less liquid than the underlying shares in their primary trading market and, if not included in the Junior Gold Miners Index, may negatively affect the Fund's ability to replicate the performance of the Junior Gold Miners Index.

**Portfolio Turnover Risk.** As a result of changes to the Junior Gold Miners Index effective June 17, 2017, it is anticipated that the Fund will have high portfolio turnover in seeking to track the Junior Gold Miners Index, which will result in increased transaction costs to the Fund, including brokerage commissions, dealer mark-ups and other transaction costs on the sale of the securities and on reinvestment in other securities.

**Risk of Investing in Small- and Medium-Capitalization Companies.** Small- and medium-capitalization companies may be more volatile and more likely than large-capitalization companies to have narrower product lines, fewer financial resources, less management depth and experience and less competitive strength. In addition, these companies often have greater price volatility, lower trading volume and less liquidity than larger more established companies. Returns on investments in securities of small-capitalization and medium-capitalization companies could trail the returns on investments in securities of large-capitalization companies.

**Equity Securities Risk.** The value of the equity securities held by the Fund may fall due to general market and economic conditions, perceptions regarding the markets in which the issuers of securities held by the Fund participate, or factors relating to specific issuers in which the Fund invests. Equity securities are subordinated to preferred securities and debt in a company's capital structure with respect to priority in right to a share of corporate income, and therefore will be subject to greater dividend risk than preferred securities or debt instruments. In addition, while broad market measures of equity

securities have historically generated higher average returns than fixed income securities, equity securities have generally also experienced significantly more volatility in those returns, although under certain market conditions fixed income securities may have comparable or greater price volatility.

**Market Risk.** The prices of the securities in the Fund are subject to the risks associated with investing in the securities market, including general economic conditions and sudden and unpredictable drops in value. An investment in the Fund may lose money.

**Operational Risk.** The Fund is exposed to operational risk arising from a number of factors, including, but not limited to, human error, processing and communication errors, errors of the Fund's service providers, counterparties or other third parties, failed or inadequate processes and technology or system failures.

**Index Tracking Risk.** The Fund's return may not match the return of the Junior Gold Miners Index for a number of reasons. For example, the Fund incurs a number of operating expenses not applicable to the Junior Gold Miners Index and incurs costs associated with buying and selling securities, especially when rebalancing the Fund's securities holdings to reflect changes in the composition of the Junior Gold Miners Index, which are not factored into the return of the Junior Gold Miners Index. Transaction costs, including brokerage costs, will decrease the Fund's net asset value ("NAV") to the extent not offset by the transaction fee payable by an Authorized Participant ("AP"). Market disruptions and regulatory restrictions could have an adverse effect on the Fund's ability to adjust its exposure to the required levels in order to track the Junior Gold Miners Index. Errors in the Junior Gold Miners Index data, the Junior Gold Miners Index computations and/or the construction of the Junior Gold Miners Index in accordance with its methodology may occur from time to time and may not be identified and corrected by the Junior Gold Miners Index provider for a period of time or at all, which may have an adverse impact on the Fund and its shareholders. In addition, the Fund may not invest in certain securities included in the Junior Gold Miners Index, or invest in them in the exact proportions in which they are represented in the Junior Gold Miners Index, due to legal restrictions or limitations imposed by the governments of certain countries, certain NYSE Arca, Inc. ("NYSE Arca") listing standards, a lack of liquidity on stock exchanges in which such securities trade, potential adverse tax consequences or other regulatory reasons (such as diversification requirements). The Fund may value certain of its investments and/or underlying currencies based on fair value prices. To the extent the Fund calculates its NAV based on fair value prices and the value of the Junior Gold Miners Index is based on securities' closing prices on local foreign markets (*i.e.*, the value of the Junior Gold Miners Index is not based on fair value prices), the Fund's ability to track the Junior Gold Miners Index may be adversely affected. For tax efficiency purposes, the Fund may sell certain securities, and such sale may cause the Fund to realize a loss and deviate from the performance of the Junior Gold Miners Index. In light of the factors discussed above, the Fund's return may deviate significantly from the return of the Junior Gold Miners Index.

**Authorized Participant Concentration Risk.** The Fund may have a limited number of financial institutions that act as APs, none of which are obligated to engage in creation and/or redemption transactions. To the extent that those APs exit the business, or are unable to or choose not to process creation and/or redemption orders, and no other AP is able to step forward to create and redeem, there may be a significantly diminished trading market for Shares or Shares may trade like closed-end funds at a discount (or premium) to NAV and possibly face trading halts and/or de-listing. The AP concentration risk may be heightened in scenarios where APs have limited or diminished access to the capital required to post collateral.

**No Guarantee of Active Trading Market.** While Shares are listed on NYSE Arca there can be no assurance that an active trading market for the Shares will be maintained. Further, secondary markets may be subject to irregular trading activity, wide bid/ask spreads and extended trade settlement periods in times of market stress because market makers and APs may step away from making a market in the Shares and in executing creation and redemption orders, which could cause a material deviation in the Fund's market price from its NAV.

**Trading Issues.** Trading in Shares on NYSE Arca may be halted due to market conditions or for reasons that, in the view of NYSE Arca, make trading in Shares inadvisable. In addition, trading in Shares on NYSE Arca is subject to trading halts caused by extraordinary market volatility pursuant to NYSE Arca's "circuit breaker" rules. There can be no assurance that the requirements of NYSE Arca necessary to maintain the listing of the Fund will continue to be met or will remain unchanged.

**Replication Management Risk.** An investment in the Fund involves risks similar to those of investing in any fund of equity securities traded on an exchange, such as market fluctuations caused by such factors as economic and political developments, changes in interest rates and perceived trends in security prices. However, because the Fund is not "actively" managed, unless a specific security is removed from the Junior Gold Miners Index, the Fund generally would not sell a security because the security's issuer was in financial trouble. Therefore, the Fund's performance could be lower than funds that may actively shift their portfolio assets to take advantage of market opportunities or to lessen the impact of a market decline or a decline in the value of one or more issuers.

**Fund Shares Trading, Premium/Discount Risk and Liquidity of Fund Shares.** The market price of the Shares may fluctuate in response to the Fund's NAV, the intraday value of the Fund's holdings and supply and demand for Shares. The

Adviser cannot predict whether Shares will trade above, below, or at their most recent NAV. Disruptions to creations and redemptions, the existence of market volatility or potential lack of an active trading market for Shares (including through a trading halt), as well as other factors, may result in Shares trading at a significant premium or discount to NAV or to the intraday value of the Fund's holdings. If a shareholder purchases Shares at a time when the market price is at a premium to the NAV or sells Shares at a time when the market price is at a discount to the NAV, the shareholder may pay significantly more or receive significantly less than the underlying value of the Shares that were bought or sold. The securities held by the Fund may be traded in markets that close at a different time than NYSE Arca. Liquidity in those securities may be reduced after the applicable closing times. Accordingly, during the time when NYSE Arca is open but after the applicable market closing, fixing or settlement times, bid-ask spreads on NYSE Arca and the resulting premium or discount to the Shares' NAV may widen. Additionally, in stressed market conditions, the market for the Fund's Shares may become less liquid in response to deteriorating liquidity in the markets for the Fund's underlying portfolio holdings.

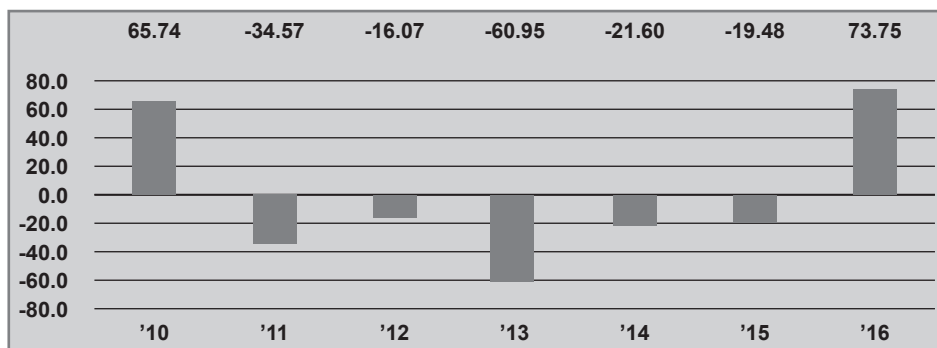
**Non-Diversified Risk.** The Fund is classified as a "non-diversified" fund under the Investment Company Act of 1940, as amended (the "1940 Act"). Therefore, the Fund may invest a relatively high percentage of its assets in a smaller number of issuers or may invest a larger proportion of its assets in a single issuer. Moreover, the gains and losses on a single investment may have a greater impact on the Fund's NAV and may make the Fund more volatile than more diversified funds.

**Concentration Risk.** The Fund's assets may be concentrated in a particular sector or sectors or industry or group of industries to the extent the Junior Gold Miners Index concentrates in a particular sector or sectors or industry or group of industries. To the extent that the Fund continues to be concentrated in the gold mining industry, the Fund will be subject to the risk that economic, political or other conditions that have a negative effect on that industry will negatively impact the Fund to a greater extent than if the Fund's assets were invested in a wider variety of sectors or industries.

**PERFORMANCE**

The bar chart that follows shows how the Fund performed for the calendar years shown. The table below the bar chart shows the Fund's average annual returns (before and after taxes). The bar chart and table provide an indication of the risks of investing in the Fund by comparing the Fund's performance from year to year and by showing how the Fund's average annual returns for the one year, five year and since inception periods compared with the Fund's benchmark index and a broad measure of market performance. All returns assume reinvestment of dividends and distributions. The Fund's past performance (before and after income taxes) is not necessarily indicative of how the Fund will perform in the future. Updated performance information is available online at [www.vaneck.com](http://www.vaneck.com).

**Annual Total Returns(%)—Calendar Years**



**Best Quarter:** 52.71% 2Q '16  
**Worst Quarter:** -45.36% 2Q '13

**Average Annual Total Returns for the Periods Ended December 31, 2016**

The after-tax returns presented in the table below are calculated using the highest historical individual federal marginal income tax rates and do not reflect the impact of state and local taxes. Your actual after-tax returns will depend on your specific tax situation and may differ from those shown below. After-tax returns are not relevant to investors who hold Shares of the Fund through tax-deferred arrangements, such as 401(k) plans or individual retirement accounts.

	Past One Year	Past Five Years	Since Inception (11/10/09)
VanEck Vectors Junior Gold Miners ETF (return before taxes)	73.75%	-18.50%	-11.83%
VanEck Vectors Junior Gold Miners ETF (return after taxes on distributions)	70.10%	-19.13%	-12.83%
VanEck Vectors Junior Gold Miners ETF (return after taxes on distributions and sale of Fund Shares)	41.65%	-12.63%	-7.76%
MVIS Global Junior Gold Miners Index (reflects no deduction for fees, expenses or taxes)	75.09%	-18.02%	-11.41%
S&P 500® Index (reflects no deduction for fees, expenses or taxes)	11.96%	14.66%	12.93%

**PORTFOLIO MANAGEMENT**

**Investment Adviser.** Van Eck Associates Corporation.

**Portfolio Managers.** The following individuals are jointly and primarily responsible for the day-to-day management of the Fund's portfolio:

Name	Title with Adviser	Date Began Managing the Fund
Hao-Hung (Peter) Liao	Portfolio Manager	November 2009
George Chao	Portfolio Manager	November 2009

**PURCHASE AND SALE OF FUND SHARES**

For important information about the purchase and sale of Fund Shares, tax information and payments to broker-dealers and other financial intermediaries, please turn to "Summary Information About Purchases and Sales of Fund Shares, Taxes and Payments to Broker-Dealers and Other Financial Intermediaries" on page 80 of this Prospectus.



## SUMMARY INFORMATION

**INVESTMENT OBJECTIVE**

VanEck Vectors® Natural Resources ETF (the “Fund”) seeks to replicate as closely as possible, before fees and expenses, the price and yield performance of the VanEck™ Natural Resources Index (the “Natural Resources Index”).

**FUND FEES AND EXPENSES**

The following tables describe the fees and expenses that you may pay if you buy and hold shares of the Fund (“Shares”).

<b>Shareholder expenses</b> (fees paid directly from your investment)	None
---	------

**Annual Fund Operating Expenses**

(expenses that you pay each year as a percentage of the value of your investment)

Management Fee	0.50%
Other Expenses	0.27%
Total Annual Fund Operating Expenses <sup>(a)</sup>	0.77%
Fee Waivers and Expense Reimbursement <sup>(a)</sup>	-0.27%
Total Annual Fund Operating Expenses After Fee Waiver and Expense Reimbursement <sup>(a)</sup>	0.50%

<sup>(a)</sup> Van Eck Associates Corporation (the “Adviser”) has agreed to waive fees and/or pay Fund expenses to the extent necessary to prevent the operating expenses of the Fund (excluding acquired fund fees and expenses, interest expense, trading expenses, taxes and extraordinary expenses) from exceeding 0.49% of the Fund’s average daily net assets per year until at least May 1, 2018. During such time, the expense limitation is expected to continue until the Fund’s Board of Trustees acts to discontinue all or a portion of such expense limitation.

**EXPENSE EXAMPLE**

This example is intended to help you compare the cost of investing in the Fund with the cost of investing in other funds. This example does not take into account brokerage commissions that you pay when purchasing or selling Shares of the Fund.

The example assumes that you invest \$10,000 in the Fund for the time periods indicated and then redeem all of your Shares at the end of those periods. The example also assumes that your investment has a 5% annual return and that the Fund’s operating expenses remain the same (except that the example incorporates the fee waiver and/or expense reimbursement arrangement for only the first year). Although your actual costs may be higher or lower, based on these assumptions, your costs would be:

<u>YEAR</u>	<u>EXPENSES</u>
1	\$ 51
3	\$219
5	\$401
10	\$929

**PORTFOLIO TURNOVER**

The Fund will pay transaction costs, such as commissions, when it purchases and sells securities (or “turns over” its portfolio). A higher portfolio turnover will cause the Fund to incur additional transaction costs and may result in higher taxes when Fund Shares are held in a taxable account. These costs, which are not reflected in annual fund operating expenses or in the example, may affect the Fund’s performance. During the most recent fiscal year, the Fund’s portfolio turnover rate was 37% of the average value of its portfolio.

**PRINCIPAL INVESTMENT STRATEGIES**

The Fund normally invests at least 80% of its total assets in securities that comprise the Fund’s benchmark index. The Natural Resources Index is comprised of publicly traded companies engaged (derive greater than 50% of revenues from applicable sources) in the production and distribution of commodities and commodity-related products and services in the following sectors: 1) Agriculture; 2) Alternatives (Water & Alternative Energy); 3) Base and Industrial Metals; 4) Energy; 5) Forest Products; and 6) Precious Metals. Such companies may include small- and medium-capitalization companies and foreign issuers. As of December 31, 2016, the Natural Resources Index included 310 securities of companies with a market capitalization range of between approximately \$178.5 million and \$374.3 billion and a weighted average market capitalization

of \$43.9 billion. As of December 31, 2016, approximately 26% of the Fund's investments consisted of securities of European issuers. These amounts are subject to change. The Fund's 80% investment policy is non-fundamental and may be change without shareholder approval upon 60 days' prior written notice to shareholders.

The Fund, using a "passive" or indexing investment approach, attempts to approximate the investment performance of the Natural Resources Index by investing in a portfolio of securities that generally replicates the Natural Resources Index. Unlike many investment companies that try to "beat" the performance of a benchmark index, the Fund does not try to "beat" the Natural Resources Index and does not seek temporary defensive positions when markets decline or appear overvalued. Indexing may eliminate the chance that the Fund will substantially outperform the Natural Resources Index but also may reduce some of the risks of active management, such as poor security selection. Indexing seeks to achieve lower costs and better after-tax performance by keeping portfolio turnover low in comparison to actively managed investment companies.

The Fund may concentrate its investments in a particular industry or group of industries to the extent that the Natural Resources Index concentrates in an industry or group of industries. As of December 31, 2016, the Natural Resources Index was concentrated in natural resources companies and the basic materials and energy sectors, and the consumer staples sector represented a significant portion of the Natural Resources Index.

#### **PRINCIPAL RISKS OF INVESTING IN THE FUND**

**Investors in the Fund should be willing to accept a high degree of volatility in the price of the Fund's Shares and the possibility of significant losses. An investment in the Fund involves a substantial degree of risk. An investment in the Fund is not a deposit with a bank and is not insured or guaranteed by the Federal Deposit Insurance Corporation or any other government agency. Therefore, you should consider carefully the following risks before investing in the Fund, each of which could significantly and adversely affect the value of an investment in the Fund.**

**Risk of Investing in Natural Resources Companies.** The Fund will be sensitive to, and its performance will depend to a greater extent on, the overall condition of the natural resources sector. Investments in natural resources and the natural resources sector, which include agriculture, alternatives (e.g., water and alternative energy), base and industrial metals, energy, forest products and precious metals, can be significantly affected by events relating to these industries, including international political and economic developments, embargoes, tariffs, inflation, weather and natural disasters, livestock diseases, limits on exploration, often rapid changes in the supply and demand for natural resources and other factors. The Fund's portfolio securities may experience substantial price fluctuations as a result of these factors, and may move independently of the trends of operating companies. Companies engaged in the sectors listed above may be adversely affected by changes in government policies and regulations, technological advances and/or obsolescence, environmental damage claims, energy conservation efforts, the success of exploration projects, limitations on the liquidity of certain natural resources and commodities and competition from new market entrants. Changes in general economic conditions, including commodity price volatility, changes in exchange rates, imposition of import controls, rising interest rates, prices of raw materials and other commodities, depletion of resources and labor relations, could adversely affect the Fund's portfolio companies.

**Special Risk Considerations of Investing in European Issuers.** The Fund may invest in securities issued by European issuers and, accordingly, may be subject to the risk of investing in such issuers. Investment in securities of issuers in Europe involves risks and special considerations not typically associated with investment in the U.S. securities markets. The Economic and Monetary Union ("EMU") of the European Union ("EU") requires member countries to comply with restrictions on inflation rates, deficits, interest rates, debt levels and fiscal and monetary controls, each of which may significantly affect every country in Europe. Decreasing imports or exports, changes in governmental or EU regulations on trade, changes in the exchange rate of the euro, the default or threat of default by an EU member country on its sovereign debt, and/or an economic recession in an EU member country may have a significant adverse effect on the economies of EU member countries and on major trading partners outside Europe. The European financial markets have recently experienced volatility and have been adversely affected by concerns about economic downturns, credit rating downgrades, rising government debt levels and possible default on or restructuring of government debt in several European countries, including Greece, Ireland, Italy, Portugal and Spain. These events have adversely affected the value and exchange rate of the euro and may continue to significantly affect the economies of every country in Europe, including EU member countries that do not use the euro and non-EU member countries. In addition, in a referendum held on June 23, 2016, voters in the United Kingdom ("UK") voted to leave the EU, creating economic and political uncertainty in its wake. On March 29, 2017, the UK formally triggered the process of leaving the EU by invoking Article 50 of the Treaty on European Union. Significant uncertainty exists regarding the timing of the UK's withdrawal from the EU and the effects such withdrawal will have on the euro, European economies and global markets.

**Risk of Investing in Foreign Securities.** Investments in the securities of foreign issuers involve risks beyond those associated with investments in U.S. securities. These additional risks include greater market volatility, the availability of less reliable financial information, higher transactional and custody costs, taxation by foreign governments, decreased market

---

liquidity and political instability. Because certain foreign securities markets may be limited in size, the activity of large traders may have an undue influence on the prices of securities that trade in such markets. The Fund invests in securities of issuers located in countries whose economies are heavily dependent upon trading with key partners. Any reduction in this trading may have an adverse impact on the Fund's investments.

**Foreign Currency Risk.** Because the Fund's assets may be invested in securities denominated in foreign currencies, the income received by the Fund from these investments will generally be in foreign currencies. The Fund's exposure to foreign currencies and changes in the value of foreign currencies versus the U.S. dollar may result in reduced returns for the Fund. Moreover, the Fund may incur costs in connection with conversions between U.S. dollars and foreign currencies. The value of certain foreign countries' currencies may be subject to a high degree of fluctuation. This fluctuation may be due to changes in interest rates, investors' expectations concerning inflation and interest rates, the country's debt levels and trade deficit, the effects of monetary policies issued by the United States, foreign governments, central banks or supranational entities, the imposition of currency controls or other national or global political or economic developments.

**Risk of Investing in Depositary Receipts.** The Fund may invest in depositary receipts which involve similar risks to those associated with investments in foreign securities. Depositary receipts are receipts listed on U.S. or foreign exchanges issued by banks or trust companies that entitle the holder to all dividends and capital gains that are paid out on the underlying foreign shares. Investments in depositary receipts may be less liquid than the underlying shares in their primary trading market and, if not included in the Natural Resources Index, may negatively affect the Fund's ability to replicate the performance of the Natural Resources Index.

**Risk of Investing in the Basic Materials Sector.** To the extent that the Fund continues to be concentrated in the basic materials sector, the Fund will be sensitive to changes in, and its performance will depend to a greater extent on, the overall condition of the basic materials sector. Companies engaged in the production and distribution of basic materials may be adversely affected by changes in world events, political and economic conditions, energy conservation, environmental policies, commodity price volatility, changes in exchange rates, imposition of import controls, increased competition, depletion of resources and labor relations.

**Risk of Investing in the Consumer Staples Sector.** To the extent that the consumer staples sector continues to represent a significant portion of the Fund, the Fund will be sensitive to changes in, and its performance may depend to a greater extent on, the overall condition of the consumer staples sector. These companies may be adversely affected by changes in the worldwide economy, consumer spending, competition, demographics and consumer preferences, exploration and production spending.

**Risk of Investing in the Energy Sector.** To the extent that the Fund continues to be concentrated in the energy sector, the Fund will be sensitive to changes in, and its performance will depend to a greater extent on, the overall condition of the energy sector. Companies operating in the energy sector are subject to risks including, but not limited to, economic growth, worldwide demand, political instability in the regions that the companies operate, government regulation stipulating rates charged by utilities, interest rate sensitivity, oil price volatility, energy conservation, environmental policies, depletion of resources, the cost of providing the specific utility services and other factors that they cannot control. Recently, oil prices continue to remain at low levels following a significant decrease. Oil prices are subject to significant volatility, which has adversely impacted companies operating in the energy sector. In addition, these companies are at risk of civil liability from accidents resulting in injury, loss of life or property, pollution or other environmental damage claims and risk of loss from terrorism and natural disasters.

**Risk of Investing in Small- and Medium-Capitalization Companies.** Small- and medium-capitalization companies may be more volatile and more likely than large-capitalization companies to have narrower product lines, fewer financial resources, less management depth and experience and less competitive strength. In addition, these companies often have greater price volatility, lower trading volume and less liquidity than larger more established companies. Returns on investments in securities of small-capitalization and medium capitalization companies could trail the returns on investments in securities of large-capitalization companies.

**Risk of Cash Transactions.** Unlike other exchange-traded funds ("ETFs"), the Fund expects to effect its creations and redemptions partially for cash, rather than in-kind securities. Therefore, it may be required to sell portfolio securities and subsequently recognize gains on such sales that the Fund might not have recognized if it were to distribute portfolio securities in kind. As such, investments in Shares may be less tax-efficient than an investment in a conventional ETF.

**Equity Securities Risk.** The value of the equity securities held by the Fund may fall due to general market and economic conditions, perceptions regarding the markets in which the issuers of securities held by the Fund participate, or factors relating to specific issuers in which the Fund invests. Equity securities are subordinated to preferred securities and debt in a company's capital structure with respect to priority in right to a share of corporate income, and therefore will be subject to

greater dividend risk than preferred securities or debt instruments. In addition, while broad market measures of equity securities have historically generated higher average returns than fixed income securities, equity securities have generally also experienced significantly more volatility in those returns, although under certain market conditions fixed income securities may have comparable or greater price volatility.

**Market Risk.** The prices of the securities in the Fund are subject to the risks associated with investing in the securities market, including general economic conditions and sudden and unpredictable drops in value. An investment in the Fund may lose money.

**Operational Risk.** The Fund is exposed to operational risk arising from a number of factors, including, but not limited to, human error, processing and communication errors, errors of the Fund's service providers, counterparties or other third parties, failed or inadequate processes and technology or system failures.

**Index Tracking Risk.** The Fund's return may not match the return of the Natural Resources Index for a number of reasons. For example, the Fund incurs a number of operating expenses not applicable to the Natural Resources Index and incurs costs associated with buying and selling securities, especially when rebalancing the Fund's securities holdings to reflect changes in the composition of the Natural Resources Index and raising cash to meet redemptions or deploying cash in connection with newly created Creation Units (defined herein), which are not factored into the return of the Natural Resources Index. Transaction costs, including brokerage costs, will decrease the Fund's net asset value ("NAV") to the extent not offset by the transaction fee payable by an Authorized Participant ("AP"). Market disruptions and regulatory restrictions could have an adverse effect on the Fund's ability to adjust its exposure to the required levels in order to track the Natural Resources Index. Errors in the Natural Resources Index data, the Natural Resources Index computations and/or the construction of the Natural Resources Index in accordance with its methodology may occur from time to time and may not be identified and corrected by the Natural Resources Index provider for a period of time or at all, which may have an adverse impact on the Fund and its shareholders. In addition, the Fund may not invest in certain securities included in the Natural Resources Index, or invest in them in the exact proportions in which they are represented in the Natural Resources Index, due to legal restrictions or limitations imposed by the governments of certain countries, certain NYSE Arca, Inc. ("NYSE Arca") listing standards, a lack of liquidity on stock exchanges in which such securities trade, potential adverse tax consequences or other regulatory reasons (such as diversification requirements). The Fund may value certain of its investments and/or underlying currencies based on fair value prices. To the extent the Fund calculates its NAV based on fair value prices and the value of the Natural Resources Index is based on securities' closing prices on local foreign markets (*i.e.*, the value of the Natural Resources Index is not based on fair value prices), the Fund's ability to track the Natural Resources Index may be adversely affected. For tax efficiency purposes, the Fund may sell certain securities, and such sale may cause the Fund to realize a loss and deviate from the performance of the Natural Resources Index. In light of the factors discussed above, the Fund's return may deviate significantly from the return of the Natural Resources Index.

**Authorized Participant Concentration Risk.** The Fund may have a limited number of financial institutions that act as APs, none of which are obligated to engage in creation and/or redemption transactions. To the extent that those APs exit the business, or are unable to or choose not to process creation and/or redemption orders, and no other AP is able to step forward to create and redeem, there may be a significantly diminished trading market for Shares or Shares may trade like closed-end funds at a discount (or premium) to NAV and possibly face trading halts and/or de-listing. The AP concentration risk may be heightened in scenarios where APs have limited or diminished access to the capital required to post collateral.

**No Guarantee of Active Trading Market.** While Shares are listed on NYSE Arca there can be no assurance that an active trading market for the Shares will be maintained. Further, secondary markets may be subject to irregular trading activity, wide bid/ask spreads and extended trade settlement periods in times of market stress because market makers and APs may step away from making a market in the Shares and in executing creation and redemption orders, which could cause a material deviation in the Fund's market price from its NAV.

**Trading Issues.** Trading in Shares on NYSE Arca may be halted due to market conditions or for reasons that, in the view of NYSE Arca, make trading in Shares inadvisable. In addition, trading in Shares on NYSE Arca is subject to trading halts caused by extraordinary market volatility pursuant to NYSE Arca's "circuit breaker" rules. There can be no assurance that the requirements of NYSE Arca necessary to maintain the listing of the Fund will continue to be met or will remain unchanged.

**Replication Management Risk.** An investment in the Fund involves risks similar to those of investing in any fund of equity securities traded on an exchange, such as market fluctuations caused by such factors as economic and political developments, changes in interest rates and perceived trends in security prices. However, because the Fund is not "actively" managed, unless a specific security is removed from the Natural Resources Index, the Fund generally would not sell a security because the security's issuer was in financial trouble. Therefore, the Fund's performance could be lower than funds

that may actively shift their portfolio assets to take advantage of market opportunities or to lessen the impact of a market decline or a decline in the value of one or more issuers.

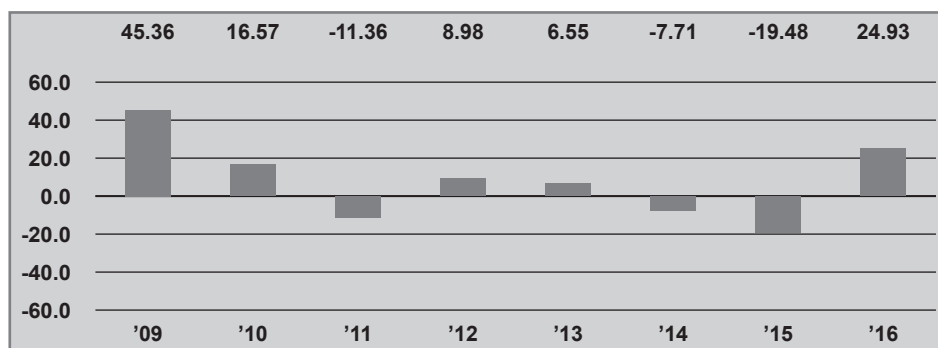
**Fund Shares Trading, Premium/Discount Risk and Liquidity of Fund Shares.** The market price of the Shares may fluctuate in response to the Fund’s NAV, the intraday value of the Fund’s holdings and supply and demand for Shares. The Adviser cannot predict whether Shares will trade above, below, or at their most recent NAV. Disruptions to creations and redemptions, the existence of market volatility or potential lack of an active trading market for Shares (including through a trading halt), as well as other factors, may result in Shares trading at a significant premium or discount to NAV or to the intraday value of the Fund’s holdings. If a shareholder purchases Shares at a time when the market price is at a premium to the NAV or sells Shares at a time when the market price is at a discount to the NAV, the shareholder may pay significantly more or receive significantly less than the underlying value of the Shares that were bought or sold. The securities held by the Fund may be traded in markets that close at a different time than NYSE Arca. Liquidity in those securities may be reduced after the applicable closing times. Accordingly, during the time when NYSE Arca is open but after the applicable market closing, fixing or settlement times, bid-ask spreads on NYSE Arca and the resulting premium or discount to the Shares’ NAV may widen. Additionally, in stressed market conditions, the market for the Fund’s Shares may become less liquid in response to deteriorating liquidity in the markets for the Fund’s underlying portfolio holdings.

**Concentration Risk.** The Fund’s assets may be concentrated in a particular sector or sectors or industry or group of industries to the extent the Natural Resources Index concentrates in a particular sector or sectors or industry or group of industries. To the extent that the Fund continues to be concentrated in natural resources companies and each of the energy and basic materials sectors, the Fund will be subject to the risk that economic, political or other conditions that have a negative effect on those companies and those sectors will negatively impact the Fund to a greater extent than if the Fund’s assets were invested in a wider variety of sectors or industries.

**PERFORMANCE**

The bar chart that follows shows how the Fund performed for the calendar years shown. The table below the bar chart shows the Fund’s average annual returns (before and after taxes). The bar chart and table provide an indication of the risks of investing in the Fund by comparing the Fund’s performance from year to year and by showing how the Fund’s average annual returns for the one year, five year and since inception periods compared with the Fund’s benchmark index and a broad measure of market performance. All returns assume reinvestment of dividends and distributions. The Fund’s past performance (before and after income taxes) is not necessarily indicative of how the Fund will perform in the future. Updated performance information is available online at [www.vaneck.com](http://www.vaneck.com).

**Annual Total Returns(%)—Calendar Years**



**Best Quarter:** 20.01% 3Q '10

**Worst Quarter:** -22.20% 3Q '11

**Average Annual Total Returns for the Periods Ended December 31, 2016**

The after-tax returns presented in the table below are calculated using the highest historical individual federal marginal income tax rates and do not reflect the impact of state and local taxes. Your actual after-tax returns will depend on your specific tax situation and may differ from those shown below. After-tax returns are not relevant to investors who hold shares of the Fund through tax-deferred arrangements, such as 401(k) plans or individual retirement accounts.

	Past One Year	Past Five Years	Since Inception (8/29/2008)
VanEck Vectors Natural Resources ETF (return before taxes)	24.93%	1.52%	-0.56%
VanEck Vectors Natural Resources ETF (return after taxes on distributions)	24.30%	0.92%	-0.99%
VanEck Vectors Natural Resources ETF (return after taxes on distributions and sale of Fund Shares)	14.54%	1.12%	-0.43%
VanEck™ Natural Resources Index (reflects no deduction for fees, expenses or taxes)*	25.04%	1.63%	-0.36%
S&P 500® Index (reflects no deduction for fees, expenses or taxes)	11.96%	14.66%	9.27%

\* Prior to April 11, 2017, the Natural Resources Index was named the Rogers™ – Van Eck Natural Resources Index. Prior to May 1, 2014, the Natural Resources Index was named the Rogers™ – Van Eck Hard Assets Producers Index.

**PORTFOLIO MANAGEMENT**

**Investment Adviser.** Van Eck Associates Corporation.

**Portfolio Managers.** The following individuals are jointly and primarily responsible for the day-to-day management of the Fund's portfolio:

Name	Title with Adviser	Date Began Managing the Fund
Hao-Hung (Peter) Liao	Portfolio Manager	August 2008
George Chao	Portfolio Manager	August 2008

**PURCHASE AND SALE OF FUND SHARES**

For important information about the purchase and sale of Fund Shares, tax information and payments to broker-dealers and other financial intermediaries, please turn to "Summary Information About Purchases and Sales of Fund Shares, Taxes and Payments to Broker-Dealers and Other Financial Intermediaries" on page 80 of this Prospectus.



## SUMMARY INFORMATION

**INVESTMENT OBJECTIVE**

VanEck Vectors® Oil Refiners ETF (the “Fund”) seeks to replicate as closely as possible, before fees and expenses, the price and yield performance of the MVIS™ Global Oil Refiners Index (the “Oil Refiners Index”).

**FUND FEES AND EXPENSES**

The following tables describe the fees and expenses that you may pay if you buy and hold shares of the Fund (“Shares”).

<b>Shareholder Fees</b> <i>(fees paid directly from your investment)</i>	None
--	------

**Annual Fund Operating Expenses**

*(expenses that you pay each year as a percentage of the value of your investment)*

Management Fee	0.50%
Other Expenses	<u>2.92%</u>
Total Annual Fund Operating Expenses <sup>(a)</sup>	3.42%
Fee Waivers and Expense Reimbursement <sup>(a)</sup>	<u>-2.83%</u>
Total Annual Fund Operating Expenses After Fee Waiver and Expense Reimbursement <sup>(a)</sup>	0.59%

<sup>(a)</sup> Van Eck Associates Corporation (the “Adviser”) has agreed to waive fees and/or pay Fund expenses to the extent necessary to prevent the operating expenses of the Fund (excluding acquired fund fees and expenses, interest expense, trading expenses, taxes and extraordinary expenses) from exceeding 0.59% of the Fund’s average daily net assets per year until at least May 1, 2018. During such time, the expense limitation is expected to continue until the Fund’s Board of Trustees acts to discontinue all or a portion of such expense limitation.

**EXPENSE EXAMPLE**

This example is intended to help you compare the cost of investing in the Fund with the cost of investing in other funds. This example does not take into account brokerage commissions that you pay when purchasing or selling Shares of the Fund.

The example assumes that you invest \$10,000 in the Fund for the time periods indicated and then redeem all of your Shares at the end of those periods. The example also assumes that your investment has a 5% annual return and that the Fund’s operating expenses remain the same (except that the example incorporates the fee waiver and/or expense reimbursement arrangement for only the first year). Although your actual costs may be higher or lower, based on these assumptions, your costs would be:

YEAR	EXPENSES
1	\$ 60
3	\$ 786
5	\$1,534
10	\$3,512

**PORTFOLIO TURNOVER**

The Fund will pay transaction costs, such as commissions, when it purchases and sells securities (or “turns over” its portfolio). A higher portfolio turnover will cause the Fund to incur additional transaction costs and may result in higher taxes when Fund Shares are held in a taxable account. These costs, which are not reflected in annual fund operating expenses or in the example, may affect the Fund’s performance. During the most recent fiscal year, the Fund’s portfolio turnover rate was 15% of the average value of its portfolio.

**PRINCIPAL INVESTMENT STRATEGIES**

The Fund normally invests at least 80% of its total assets in securities that comprise the Fund’s benchmark index. The Oil Refiners Index includes equity securities and depositary receipts of companies that generate at least 50% of their revenues from crude oil refining. Products of these companies may include gasoline, diesel, jet fuel, fuel oil, naphtha, and other petrochemicals. Companies which operate in the marketing and distribution of these products may be included in the Oil Refiners Index if refining is performed in company-owned refineries. Such companies may include medium-capitalization companies and foreign and emerging market issuers. As of December 31, 2016, the Oil Refiners Index included 25 securities

of companies with a market capitalization range of between approximately \$1.2 billion and \$51.1 billion and a weighted average market capitalization of \$17.9 billion. As of December 31, 2016, approximately 37% of the Fund's investments consisted of securities of Asian issuers. These amounts are subject to change. The Fund's 80% investment policy is non-fundamental and may be changed without shareholder approval upon 60 days' prior written notice to shareholders.

The Fund, using a "passive" or indexing investment approach, attempts to approximate the investment performance of the Oil Refiners Index by investing in a portfolio of securities that generally replicates the Oil Refiners Index. Unlike many investment companies that try to "beat" the performance of a benchmark index, the Fund does not try to "beat" the Oil Refiners Index and does not seek temporary defensive positions when markets decline or appear overvalued. Indexing may eliminate the chance that the Fund will substantially outperform the Oil Refiners Index but also may reduce some of the risks of active management, such as poor security selection. Indexing seeks to achieve lower costs and better after-tax performance by keeping portfolio turnover low in comparison to actively managed investment companies.

The Fund is classified as a non-diversified fund and, therefore, may invest a greater percentage of its assets in a particular issuer. The Fund may concentrate its investments in a particular industry or group of industries to the extent that the Oil Refiners Index concentrates in an industry or group of industries. As of December 31, 2016, the Oil Refiners Index was concentrated in oil refining companies and the energy sector.

#### **PRINCIPAL RISKS OF INVESTING IN THE FUND**

**Investors in the Fund should be willing to accept a high degree of volatility in the price of the Fund's Shares and the possibility of significant losses. An investment in the Fund involves a substantial degree of risk. An investment in the Fund is not a deposit with a bank and is not insured or guaranteed by the Federal Deposit Insurance Corporation or any other government agency. Therefore, you should consider carefully the following risks before investing in the Fund, each of which could significantly and adversely affect the value of an investment in the Fund.**

**Risk of Investing in Oil Refining Companies.** The profitability of companies in the oil refining industry is related to supply and demand of all sources of energy. The price of energy, the earnings of companies in the oil refining industry, and the value of such companies' securities have recently experienced significant volatility. Additionally, the price of oil has also recently experienced significant volatility and has declined significantly, which may materially impact companies in the oil refining industry. Such companies are also subject to risks of changes in commodity prices, exploration and production spending, interest rates and exchange rates, government regulation, the imposition of import controls, world events, negative perception, depletion of resources, development of alternative energy sources, technological developments, labor relations and general economic conditions, as well as market, economic and political risks of the countries where oil refining companies are located or do business, fluctuations caused by events relating to international politics, including political instability, expropriation, social unrest and acts of war, acts of terrorism, economic sanctions, energy conservation, the success of exploration projects and tax and other governmental regulatory policies. Changes to United States trading policies could cause friction with certain oil-producing countries and between the governments of the United States and other major exporters of oil to the United States.

Oil refining companies are also subject to risks related to environmental damage, injury to persons and loss of life or the destruction of property, any of which could expose such companies to, among other things, the risk of litigation, clean-up or other remedial costs and disruption of operations. Additionally, oil refining companies are vulnerable to disruptions in operations, including those due to weather-related events such as hurricanes and transportation-related disruptions that may affect the flow of oil to the oil refining companies. Oil refining companies operate in a highly competitive and cyclical industry, with intense price competition. The operations of oil refineries are subject to stringent and complex federal, state and local environmental laws and regulations. New and more stringent environmental and health and safety laws, regulations and permit requirements or stricter interpretations of current laws or regulations could impose substantial additional costs on companies in which the Fund invests. On the other hand, even regulatory changes such as the implementation of policies with less stringent environmental protection standards and those geared away from sustainable energy development could lead to fluctuations in supply, demand and prices of oil and gas. Moreover, failure to comply with any such requirements could have a material adverse effect on a company, and there can be no assurance that companies will at all times comply with all applicable environmental laws, regulations and permit requirements. A significant portion of an oil refining company's revenues may depend on a relatively small number of customers, including governmental entities and utilities.

**Special Risk Considerations of Investing in Asian Issuers.** The Fund invests in securities issued by Asian issuers and, accordingly, may be subject to the risk of investing in such issuers. Investment in securities of issuers in Asia involves risks and special considerations not typically associated with investment in the U.S. securities markets. Certain Asian economies have experienced over-extension of credit, currency devaluations and restrictions, high unemployment, high inflation, decreased exports and economic recessions. Economic events in any one Asian country can have a significant effect on the

---

entire Asian region as well as on major trading partners outside Asia, and any adverse effect on some or all of the Asian countries and regions in which the Fund invests. The securities markets in some Asian economies are relatively underdeveloped and may subject the Fund to higher action costs or greater uncertainty than investments in more developed securities markets. Such risks may adversely affect the value of the Fund's investments.

**Risk of Investing in Foreign Securities.** Investments in the securities of foreign issuers involve risks beyond those associated with investments in U.S. securities. These additional risks include greater market volatility, the availability of less reliable financial information, higher transactional and custody costs, taxation by foreign governments, decreased market liquidity and political instability. Because certain foreign securities markets may be limited in size, the activity of large traders may have an undue influence on the prices of securities that trade in such markets. The Fund invests in securities of issuers located in countries whose economies are heavily dependent upon trading with key partners. Any reduction in this trading may have an adverse impact on the Fund's investments. The risks of investing in emerging market countries are greater than risks associated with investments in foreign developed countries.

**Risk of Investing in Emerging Market Issuers.** Investments in securities of emerging market issuers are exposed to a number of risks that may make these investments volatile in price or difficult to trade. Political risks may include unstable governments, nationalization, restrictions on foreign ownership, laws that prevent investors from getting their money out of a country and legal systems that do not protect property rights as well as the laws of the United States. Market risks may include economies that concentrate in only a few industries, securities issues that are held by only a few investors, liquidity issues and limited trading capacity in local exchanges and the possibility that markets or issues may be manipulated by foreign nationals who have inside information.

**Foreign Currency Risk.** Because the Fund's assets may be invested in securities denominated in foreign currencies, the income received by the Fund from these investments will generally be in foreign currencies. The Fund's exposure to foreign currencies and changes in the value of foreign currencies versus the U.S. dollar may result in reduced returns for the Fund. Moreover, the Fund may incur costs in connection with conversions between U.S. dollars and foreign currencies. The value of certain foreign countries' currencies may be subject to a high degree of fluctuation. This fluctuation may be due to changes in interest rates, investors' expectations concerning inflation and interest rates, the country's debt levels and trade deficit, the effects of monetary policies issued by the United States, foreign governments, central banks or supranational entities, the imposition of currency controls or other national or global political or economic developments.

**Risk of Investing in Depositary Receipts.** The Fund may invest in depositary receipts, which involve similar risks to those associated with investments in foreign securities. Depositary receipts are receipts listed on U.S. or foreign exchanges issued by banks or trust companies that entitle the holder to all dividends and capital gains that are paid out on the underlying foreign shares. Investments in depositary receipts may be less liquid than the underlying shares in their primary trading market and, if not included in the Oil Refiners Index, may negatively affect the Fund's ability to replicate the performance of the Oil Refiners Index.

**Risk of Investing in the Energy Sector.** To the extent that the Fund continues to be concentrated in the energy sector, the Fund will be sensitive to changes in, and its performance will depend to a greater extent on, the overall condition of the energy sector. Companies operating in the energy sector are subject to risks including, but not limited to, economic growth, worldwide demand, political instability in the regions that the companies operate, government regulation stipulating rates charged by utilities, interest rate sensitivity, oil price volatility, energy conservation, environmental policies, depletion of resources, the cost of providing the specific utility services and other factors that they cannot control. Recently, oil prices continue to remain at low levels following a significant decrease. Oil prices are subject to significant volatility, which has adversely impacted companies operating in the energy sector. In addition, these companies are at risk of civil liability from accidents resulting in injury, loss of life or property, pollution or other environmental damage claims and risk of loss from terrorism and natural disasters.

**Equity Securities Risk.** The value of the equity securities held by the Fund may fall due to general market and economic conditions, perceptions regarding the markets in which the issuers of securities held by the Fund participate, or factors relating to specific issuers in which the Fund invests. Equity securities are subordinated to preferred securities and debt in a company's capital structure with respect to priority in right to a share of corporate income, and therefore will be subject to greater dividend risk than preferred securities or debt instruments. In addition, while broad market measures of equity securities have historically generated higher average returns than fixed income securities, equity securities have generally also experienced significantly more volatility in those returns, although under certain market conditions fixed income securities may have comparable or greater price volatility.

**Risk of Investing in Medium-Capitalization Companies.** Medium-capitalization companies may be more volatile and more likely than large-capitalization companies to have narrower product lines, fewer financial resources, less management depth

and experience and less competitive strength. In addition, these companies often have greater price volatility, lower trading volume and less liquidity than larger more established companies. Returns on investments in securities of medium-capitalization companies could trail the returns on investments in securities of large-capitalization companies.

**Risk of Cash Transactions.** Unlike other exchange-traded funds (“ETFs”), the Fund expects to effect its creations and redemptions partially for cash, rather than in-kind securities. Therefore, it may be required to sell portfolio securities and subsequently recognize gains on such sales that the Fund might not have recognized if it were to distribute portfolio securities in kind. As such, investments in Shares may be less tax-efficient than an investment in a conventional ETF.

**Market Risk.** The prices of the securities in the Fund are subject to the risks associated with investing in the securities market, including general economic conditions and sudden and unpredictable drops in value. An investment in the Fund may lose money.

**Operational Risk.** The Fund is exposed to operational risk arising from a number of factors, including, but not limited to, human error, processing and communication errors, errors of the Fund’s service providers, counterparties or other third parties, failed or inadequate processes and technology or system failures.

**Index Tracking Risk.** The Fund’s return may not match the return of the Oil Refiners Index for a number of reasons. For example, the Fund incurs a number of operating expenses not applicable to the Oil Refiners Index and incurs costs associated with buying and selling securities, especially when rebalancing the Fund’s securities holdings to reflect changes in the composition of the Oil Refiners Index and raising cash to meet redemptions or deploying cash in connection with newly created Creation Units (defined herein), which are not factored into the return of the Oil Refiners Index. Transaction costs, including brokerage costs, will decrease the Fund’s net asset value (“NAV”) to the extent not offset by the transaction fee payable by an Authorized Participant (“AP”). Market disruptions and regulatory restrictions could have an adverse effect on the Fund’s ability to adjust its exposure to the required levels in order to track the Oil Refiners Index. Errors in the Oil Refiners Index data, the Oil Refiners Index computations and/or the construction of the Oil Refiners Index in accordance with its methodology may occur from time to time and may not be identified and corrected by the Oil Refiners Index provider for a period of time or at all, which may have an adverse impact on the Fund and its shareholders. In addition, the Fund may not invest in certain securities included in the Oil Refiners Index, or invest in them in the exact proportions in which they are represented in the Oil Refiners Index, due to legal restrictions or limitations imposed by the governments of certain countries, certain NYSE Arca, Inc. (“NYSE Arca”) listing standards, a lack of liquidity on stock exchanges in which such securities trade, potential adverse tax consequences or other regulatory reasons (such as diversification requirements). The Fund may value certain of its investments and/or underlying currencies based on fair value prices. To the extent the Fund calculates its NAV based on fair value prices and the value of the Index is based on securities’ closing prices on local foreign markets (*i.e.*, the value of the Index is not based on fair value prices), the Fund’s ability to track the Oil Refiners Index may be adversely affected. The Fund may also need to rely on borrowings to meet redemptions, which may lead to increased expenses. For tax efficiency purposes, the Fund may sell certain securities, and such sale may cause the Fund to realize a loss and deviate from the performance of the Oil Refiners Index. In light of the factors discussed above, the Fund’s return may deviate significantly from the return of the Oil Refiners Index.

**Authorized Participant Concentration Risk.** The Fund may have a limited number of financial institutions that act as APs, none of which are obligated to engage in creation and/or redemption transactions. To the extent that those APs exit the business, or are unable to or choose not to process creation and/or redemption orders, and no other AP is able to step forward to create and redeem, there may be a significantly diminished trading market for Shares or Shares may trade like closed-end funds at a discount (or premium) to NAV and possibly face trading halts and/or de-listing. The AP concentration risk may be heightened in scenarios where APs have limited or diminished access to the capital required to post collateral.

**No Guarantee of Active Trading Market.** While Shares are listed on NYSE Arca there can be no assurance that an active trading market for the Shares will be maintained. Further, secondary markets may be subject to irregular trading activity, wide bid/ask spreads and extended trade settlement periods in times of market stress because market makers and APs may step away from making a market in the Shares and in executing creation and redemption orders, which could cause a material deviation in the Fund’s market price from its NAV.

**Trading Issues.** Trading in Shares on NYSE Arca may be halted due to market conditions or for reasons that, in the view of NYSE Arca, make trading in Shares inadvisable. In addition, trading in Shares on NYSE Arca is subject to trading halts caused by extraordinary market volatility pursuant to NYSE Arca’s “circuit breaker” rules. There can be no assurance that the requirements of NYSE Arca necessary to maintain the listing of the Fund will continue to be met or will remain unchanged.

**Replication Management Risk.** An investment in the Fund involves risks similar to those of investing in any fund of equity securities traded on an exchange, such as market fluctuations caused by such factors as economic and political developments, changes in interest rates and perceived trends in security prices. However, because the Fund is not “actively”

---

managed, unless a specific security is removed from the Oil Refiners Index, the Fund generally would not sell a security because the security's issuer was in financial trouble. Therefore, the Fund's performance could be lower than funds that may actively shift their portfolio assets to take advantage of market opportunities or to lessen the impact of a market decline or a decline in the value of one or more issuers.

**Fund Shares Trading, Premium/Discount Risk and Liquidity of Fund Shares.** The market price of the Shares may fluctuate in response to the Fund's NAV, the intraday value of the Fund's holdings and supply and demand for Shares. The Adviser cannot predict whether Shares will trade above, below, or at their most recent NAV. Disruptions to creations and redemptions, the existence of market volatility or potential lack of an active trading market for Shares (including through a trading halt), as well as other factors, may result in Shares trading at a significant premium or discount to NAV or to the intraday value of the Fund's holdings. If a shareholder purchases Shares at a time when the market price is at a premium to the NAV or sells Shares at a time when the market price is at a discount to the NAV, the shareholder may pay significantly more or receive significantly less than the underlying value of the Shares that were bought or sold. The securities held by the Fund may be traded in markets that close at a different time than NYSE Arca. Liquidity in those securities may be reduced after the applicable closing times. Accordingly, during the time when NYSE Arca is open but after the applicable market closing, fixing or settlement times, bid-ask spreads on NYSE Arca and the resulting premium or discount to the Shares' NAV may widen. Additionally, in stressed market conditions, the market for the Fund's Shares may become less liquid in response to deteriorating liquidity in the markets for the Fund's underlying portfolio holdings.

**Issuer-Specific Changes Risk.** The value of individual securities or particular types of securities in the Fund's portfolio can be more volatile than the market as a whole, which may have a greater impact if the Fund's portfolio is concentrated in a country, group of countries, region, market, industry, group of industries, sector or asset class. The value of securities of smaller issuers can be more volatile than that of larger issuers.

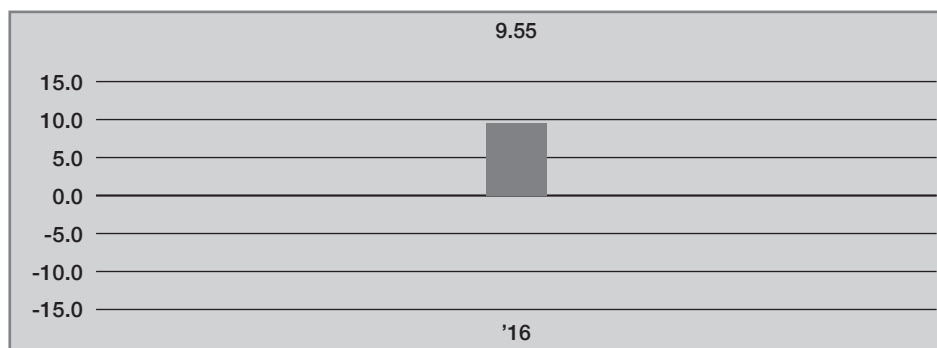
**Non-Diversified Risk.** The Fund is classified as a "non-diversified" fund under the Investment Company Act of 1940, as amended (the "1940 Act"). Therefore, the Fund may invest a relatively high percentage of its assets in a smaller number of issuers or may invest a larger proportion of its assets in a single issuer. Moreover, the gains and losses on a single investment may have a greater impact on the Fund's NAV and may make the Fund more volatile than more diversified funds. The Fund may be particularly vulnerable to this risk because the Oil Refiners Index is comprised of securities of a limited number of companies.

**Concentration Risk.** The Fund's assets may be concentrated in a particular sector or sectors or industry or group of industries to the extent the Oil Refiners Index concentrates in a particular sector or sectors or industry or group of industries. To the extent that the Fund continues to be concentrated in oil refining companies and the energy sector, the Fund will be subject to the risk that economic, political or other conditions that have a negative effect on those companies and that sector will negatively impact the Fund to a greater extent than if the Fund's assets were invested in a wider variety of sectors or industries.

## PERFORMANCE

The bar chart that follows shows how the Fund performed for the calendar year shown. The table below the bar chart shows the Fund's average annual returns (before and after taxes). The bar chart and table provide an indication of the risks of investing in the Fund by comparing the Fund's performance and by showing how the Fund's average annual returns for the one year and since inception periods compared with the Fund's benchmark index and a broad measure of market performance. All returns assume reinvestment of dividends and distributions. The Fund's past performance (before and after income taxes) is not necessarily indicative of how the Fund will perform in the future. Updated performance information is available online at [www.vaneck.com](http://www.vaneck.com).

Annual Total Returns(%)—Calendar Year



**Best Quarter:** 8.17% 4Q '16

**Worst Quarter:** -8.20% 2Q '16

**Average Annual Total Returns for the Periods Ended December 31, 2016.**

The after-tax returns presented in the table below are calculated using the highest historical individual federal marginal income tax rates and do not reflect the impact of state and local taxes. Your actual after-tax returns will depend on your specific tax situation and may differ from those shown below. After-tax returns are not relevant to investors who hold Shares of the Fund through tax-deferred arrangements, such as 401(k) plans or individual retirement accounts.

	Past One Year	Since Inception (08/18/2015)
VanEck Vectors Oil Refiners ETF (return before taxes)	9.55%	7.01%
VanEck Vectors Oil Refiners ETF (return after taxes on distributions)	8.69%	6.24%
VanEck Vectors Oil Refiners ETF (return after taxes on distributions and sale of Fund Shares)	6.12%	5.28%
MVIS Global Oil Refiners Index (reflects no deduction for fees, expenses or taxes)	9.22%	7.11%
S&P 500® Index (reflects no deduction for fees, expenses or taxes)	11.96%	7.21%

**PORTFOLIO MANAGEMENT**

**Investment Adviser.** Van Eck Associates Corporation.

**Portfolio Managers.** The following individuals are primarily and jointly responsible for the day-to-day management of the Fund's portfolio:

Name	Title with Adviser	Date Began Managing the Fund
Hao-Hung (Peter) Liao	Portfolio Manager	August 2015
George Chao	Portfolio Manager	August 2015

**PURCHASE AND SALE OF FUND SHARES**

For important information about the purchase and sale of Fund Shares, tax information and payments to broker-dealers and other financial intermediaries, please turn to "Summary Information About Purchases and Sales of Fund Shares, Taxes and Payments to Broker-Dealers and other Financial Intermediaries" on page 80 of this Prospectus.



## SUMMARY INFORMATION

**INVESTMENT OBJECTIVE**

VanEck Vectors® Oil Services ETF (the “Fund”) seeks to replicate as closely as possible, before fees and expenses, the price and yield performance of the MVIS™ US Listed Oil Services 25 Index (the “Oil Services Index”).

**FUND FEES AND EXPENSES**

The following tables describe the fees and expenses that you may pay if you buy and hold shares of the Fund (“Shares”).

<b>Shareholder Fees</b> <i>(fees paid directly from your investment)</i>	None
--	------

**Annual Fund Operating Expenses**

*(expenses that you pay each year as a percentage of the value of your investment)*

Management Fee	0.35%
Other Expenses	0.05%
Total Annual Fund Operating Expenses <sup>(a)</sup>	0.40%
Fee Waivers and Expense Reimbursement <sup>(a)</sup>	-0.05%
Total Annual Fund Operating Expenses After Fee Waiver and Expense Reimbursement <sup>(a)</sup>	0.35%

<sup>(a)</sup> Van Eck Associates Corporation (the “Adviser”) has agreed to waive fees and/or pay Fund expenses to the extent necessary to prevent the operating expenses of the Fund (excluding acquired fund fees and expenses, interest expense, trading expenses, taxes and extraordinary expenses) from exceeding 0.35% of the Fund’s average daily net assets per year until at least May 1, 2018. During such time, the expense limitation is expected to continue until the Fund’s Board of Trustees acts to discontinue all or a portion of such expense limitation.

**EXPENSE EXAMPLE**

This example is intended to help you compare the cost of investing in the Fund with the cost of investing in other funds. This example does not take into account brokerage commissions that you pay when purchasing or selling Shares of the Fund.

The example assumes that you invest \$10,000 in the Fund for the time periods indicated and then redeem all of your Shares at the end of those periods. The example also assumes that your investment has a 5% annual return and that the Fund’s operating expenses remain the same (except that the example incorporates the fee waiver and/or expense reimbursement arrangement for only the first year). Although your actual costs may be higher or lower, based on these assumptions, your costs would be:

<b>YEAR</b>	<b>EXPENSES</b>
1	\$ 36
3	\$123
5	\$219
10	\$500

**PORTFOLIO TURNOVER**

The Fund will pay transaction costs, such as commissions, when it purchases and sells securities (or “turns over” its portfolio). A higher portfolio turnover will cause the Fund to incur additional transaction costs and may result in higher taxes when Fund Shares are held in a taxable account. These costs, which are not reflected in annual fund operating expenses or in the example, may affect the Fund’s performance. During the most recent fiscal year, the Fund’s portfolio turnover rate was 24% of the average value of its portfolio.

**PRINCIPAL INVESTMENT STRATEGIES**

The Fund normally invests at least 80% of its total assets in securities that comprise the Fund’s benchmark index. The Oil Services Index includes common stocks and depositary receipts of U.S. exchange-listed companies in the oil services sector. Such companies may include small- and medium-capitalization companies and foreign companies that are listed on a U.S. exchange. Companies are considered to be in the oil services sector if they derive at least 50% of their revenues from oil services to the upstream oil sector, which includes companies engaged primarily in oil equipment, oil services or oil drilling. Of the largest 50 stocks in the oil services sector by full market capitalization, the top 25 by free-float market capitalization (e.g.,

includes only shares that are readily available for trading in the market) and three month average daily trading volume are included in the Oil Services Index. As of December 31, 2016, the Oil Services Index included 25 securities of companies with a market capitalization range of between approximately \$161 million and \$116.8 billion and a weighted average market capitalization of \$35.9 billion. As of December 31, 2016, approximately 23% of the Fund's investments consisted of securities of European issuers. These amounts are subject to change. The Fund's 80% investment policy is non-fundamental and may be changed without shareholder approval upon 60 days' prior written notice to shareholders.

The Fund, using a "passive" or indexing investment approach, attempts to approximate the investment performance of the Oil Services Index by investing in a portfolio of securities that generally replicates the Oil Services Index. Unlike many investment companies that try to "beat" the performance of a benchmark index, the Fund does not try to "beat" the Oil Services Index and does not seek temporary defensive positions when markets decline or appear overvalued. Indexing may eliminate the chance that the Fund will substantially outperform the Oil Services Index but also may reduce some of the risks of active management, such as poor security selection. Indexing seeks to achieve lower costs and better after-tax performance by keeping portfolio turnover low in comparison to actively managed investment companies.

The Fund is classified as a non-diversified fund and, therefore, may invest a greater percentage of its assets in a particular issuer. The Fund will concentrate its investments in a particular industry or group of industries to the extent that the Oil Services Index concentrates in an industry or group of industries. As of December 31, 2016, the Oil Services Index was concentrated in oil services companies.

#### **PRINCIPAL RISKS OF INVESTING IN THE FUND**

**Investors in the Fund should be willing to accept a high degree of volatility in the price of the Fund's Shares and the possibility of significant losses. An investment in the Fund involves a substantial degree of risk. An investment in the Fund is not a deposit with a bank and is not insured or guaranteed by the Federal Deposit Insurance Corporation or any other government agency. Therefore, you should consider carefully the following risks before investing in the Fund, each of which could significantly and adversely affect the value of an investment in the Fund.**

**Risk of Investing in Oil Services Companies.** The profitability of companies in the oil services sector is related to worldwide energy prices, including all sources of energy, and exploration and production spending. The price of energy, the earnings of companies in the oil services sector, and the value of such companies' securities have experienced significant volatility. Additionally, the price of oil has also recently experienced significant volatility and has declined significantly, which may materially impact companies operating in the oil services sector. Such companies are also subject to risks of changes in exchange rates and the price of oil and gas, changes in prices for competitive energy services, changes in the global supply of and demand for oil and gas, government regulation, the imposition of import controls, world events, negative perception, depletion of resources and general economic conditions, development of alternative energy sources, energy conservation efforts, technological developments and labor relations, as well as market, economic, social and political risks of the countries where oil services companies are located or do business. Oil services companies operate in a highly competitive and cyclical industry, with intense price competition.

The oil services sector is exposed to significant and numerous operating hazards. Oil and gas exploration and production can be significantly affected by natural disasters and adverse weather conditions in the regions in which they operate. The revenues of oil services companies may be negatively affected by contract termination and renegotiation. Oil services companies are subject to, and may be adversely affected by, extensive federal, state, local and foreign laws, rules and regulations. Oil exploration and production companies may also be adversely affected by environmental damage claims and other types of litigation. Changes to environmental protection laws, including the implementation of policies with less stringent environmental protection standards and those geared away from sustainable energy development, could lead to fluctuations in supply, demand and prices of oil and gas. The international operations of oil services companies expose them to risks associated with instability and changes in economic and political conditions, social unrest and acts of war, foreign currency fluctuations, changes in foreign regulations and other risks inherent to international business. Additionally, changes to U.S. trading policies could cause friction with certain oil producing countries and between the governments of the United States and other major exporters of oil to the United States. Some of the companies in the Oil Services Index are engaged in other lines of business unrelated to oil services, and they may experience problems with these lines of business which could adversely affect their operating results. The operating results of these companies may fluctuate as a result of these additional risks and events in the other lines of business. In addition, a company's ability to engage in new activities may expose it to business risks with which it has less experience than it has with the business risks associated with its traditional businesses. Despite a company's possible success in traditional oil services activities, there can be no assurance that the other lines of business in which these companies are engaged will not have an adverse effect on a company's business or financial condition.

---

**Special Risk Considerations of Investing in European Issuers.** The Fund may invest in securities issued by European issuers and, accordingly, may be subject to the risk of investing in such issuers. Investment in securities of issuers in Europe involves risks and special considerations not typically associated with investment in the U.S. securities markets. The Economic and Monetary Union (“EMU”) of the European Union (“EU”) requires member countries to comply with restrictions on inflation rates, deficits, interest rates, debt levels and fiscal and monetary controls, each of which may significantly affect every country in Europe. Decreasing imports or exports, changes in governmental or EU regulations on trade, changes in the exchange rate of the euro, the default or threat of default by an EU member country on its sovereign debt, and/or an economic recession in an EU member country may have a significant adverse effect on the economies of EU member countries and on major trading partners outside Europe. The European financial markets have recently experienced volatility and have been adversely affected by concerns about economic downturns, credit rating downgrades, rising government debt levels and possible default on or restructuring of government debt in several European countries, including Greece, Ireland, Italy, Portugal and Spain. These events have adversely affected the value and exchange rate of the euro and may continue to significantly affect the economies of every country in Europe, including EU member countries that do not use the euro and non-EU member countries. In addition, in a referendum held on June 23, 2016, voters in the United Kingdom (“UK”) voted to leave the EU, creating economic and political uncertainty in its wake. On March 29, 2017, the UK formally triggered the process of leaving the EU by invoking Article 50 of the Treaty on European Union. Significant uncertainty exists regarding the timing of the UK’s withdrawal from the EU and the effects such withdrawal will have on the euro, European economies and global markets.

**Risk of Investing in Foreign Securities.** Investments in the securities of foreign issuers involve risks beyond those associated with investments in U.S. securities. These additional risks include greater market volatility, the availability of less reliable financial information, higher transactional and custody costs, taxation by foreign governments, decreased market liquidity and political instability. Because certain foreign securities markets may be limited in size, the activity of large traders may have an undue influence on the prices of securities that trade in such markets. The Fund invests in securities of issuers located in countries whose economies are heavily dependent upon trading with key partners. Any reduction in this trading may have an adverse impact on the Fund’s investments.

**Foreign Currency Risk.** Because the Fund’s assets may be invested in securities denominated in foreign currencies, the income received by the Fund from these investments will generally be in foreign currencies. The Fund’s exposure to foreign currencies and changes in the value of foreign currencies versus the U.S. dollar may result in reduced returns for the Fund. Moreover, the Fund may incur costs in connection with conversions between U.S. dollars and foreign currencies. The value of certain foreign countries’ currencies may be subject to a high degree of fluctuation. This fluctuation may be due to changes in interest rates, investors’ expectations concerning inflation and interest rates, the country’s debt levels and trade deficit, the effects of monetary policies issued by the United States, foreign governments, central banks or supranational entities, the imposition of currency controls or other national or global political or economic developments.

**Risk of Investing in Depositary Receipts.** The Fund may invest in depositary receipts which involve similar risks to those associated with investments in foreign securities. Depositary receipts are receipts listed on U.S. or foreign exchanges issued by banks or trust companies that entitle the holder to all dividends and capital gains that are paid out on the underlying foreign shares. Investments in depositary receipts may be less liquid than the underlying shares in their primary trading market and, if not included in the Oil Services Index, may negatively affect the Fund’s ability to replicate the performance of the Oil Services Index.

**Risk of Investing in Small- and Medium-Capitalization Companies.** Small- and medium-capitalization companies may be more volatile and more likely than large-capitalization companies to have narrower product lines, fewer financial resources, less management depth and experience and less competitive strength. In addition, these companies often have greater price volatility, lower trading volume and less liquidity than larger more established companies. Returns on investments in securities of small-capitalization and medium-capitalization companies could trail the returns on investments in securities of large-capitalization companies.

**Equity Securities Risk.** The value of the equity securities held by the Fund may fall due to general market and economic conditions, perceptions regarding the markets in which the issuers of securities held by the Fund participate, or factors relating to specific issuers in which the Fund invests. Equity securities are subordinated to preferred securities and debt in a company’s capital structure with respect to priority in right to a share of corporate income, and therefore will be subject to greater dividend risk than preferred securities or debt instruments. In addition, while broad market measures of equity securities have historically generated higher average returns than fixed income securities, equity securities have generally also experienced significantly more volatility in those returns, although under certain market conditions fixed income securities may have comparable or greater price volatility.

**Market Risk.** The prices of the securities in the Fund are subject to the risks associated with investing in the securities market, including general economic conditions and sudden and unpredictable drops in value. An investment in the Fund may lose money.

**Operational Risk.** The Fund is exposed to operational risk arising from a number of factors, including, but not limited to, human error, processing and communication errors, errors of the Fund's service providers, counterparties or other third parties, failed or inadequate processes and technology or system failures.

**Index Tracking Risk.** The Fund's return may not match the return of the Oil Services Index for a number of reasons. For example, the Fund incurs a number of operating expenses not applicable to the Oil Services Index and incurs costs associated with buying and selling securities, especially when rebalancing the Fund's securities holdings to reflect changes in the composition of the Oil Services Index, which are not factored into the return of the Oil Services Index. Transaction costs, including brokerage costs, will decrease the Fund's net asset value ("NAV") to the extent not offset by the transaction fee payable by an Authorized Participant ("AP"). Market disruptions and regulatory restrictions could have an adverse effect on the Fund's ability to adjust its exposure to the required levels in order to track the Oil Services Index. Errors in the Oil Services Index data, the Oil Services Index computations and/or the construction of the Oil Services Index in accordance with its methodology may occur from time to time and may not be identified and corrected by the Oil Services Index provider for a period of time or at all, which may have an adverse impact on the Fund and its shareholders. In addition, the Fund may not invest in certain securities included in the Oil Services Index, or invest in them in the exact proportions in which they are represented in the Oil Services Index, due to legal restrictions or limitations imposed by the governments of certain countries, certain NYSE Arca, Inc. ("NYSE Arca") listing standards, a lack of liquidity on stock exchanges in which such securities trade, potential adverse tax consequences or other regulatory reasons (such as diversification requirements). The Fund may value certain of its investments and/or underlying currencies based on fair value prices. To the extent the Fund calculates its NAV based on fair value prices and the value of the Oil Services Index is based on securities' closing prices (*i.e.*, the value of the Oil Services Index is not based on fair value prices), the Fund's ability to track the Oil Services Index may be adversely affected. For tax efficiency purposes, the Fund may sell certain securities, and such sale may cause the Fund to realize a loss and deviate from the performance of the Oil Services Index. In light of the factors discussed above, the Fund's return may deviate significantly from the return of the Oil Services Index.

**Authorized Participant Concentration Risk.** The Fund may have a limited number of financial institutions that act as APs, none of which are obligated to engage in creation and/or redemption transactions. To the extent that those APs exit the business, or are unable to or choose not to process creation and/or redemption orders, and no other AP is able to step forward to create and redeem, there may be a significantly diminished trading market for Shares or Shares may trade like closed-end funds at a discount (or premium) to NAV and possibly face trading halts and/or de-listing. The AP concentration risk may be heightened in scenarios where APs have limited or diminished access to the capital required to post collateral.

**No Guarantee of Active Trading Market.** While Shares are listed on NYSE Arca there can be no assurance that an active trading market for the Shares will be maintained. Further, secondary markets may be subject to irregular trading activity, wide bid/ask spreads and extended trade settlement periods in times of market stress because market makers and APs may step away from making a market in the Shares and in executing creation and redemption orders, which could cause a material deviation in the Fund's market price from its NAV.

**Trading Issues.** Trading in Shares on NYSE Arca may be halted due to market conditions or for reasons that, in the view of NYSE Arca, make trading in Shares inadvisable. In addition, trading in Shares on NYSE Arca is subject to trading halts caused by extraordinary market volatility pursuant to NYSE Arca's "circuit breaker" rules. There can be no assurance that the requirements of NYSE Arca necessary to maintain the listing of the Fund will continue to be met or will remain unchanged.

**Replication Management Risk.** An investment in the Fund involves risks similar to those of investing in any fund of equity securities traded on an exchange, such as market fluctuations caused by such factors as economic and political developments, changes in interest rates and perceived trends in security prices. However, because the Fund is not "actively" managed, unless a specific security is removed from the Oil Services Index, the Fund generally would not sell a security because the security's issuer was in financial trouble. Therefore, the Fund's performance could be lower than funds that may actively shift their portfolio assets to take advantage of market opportunities or to lessen the impact of a market decline or a decline in the value of one or more issuers.

**Fund Shares Trading, Premium/Discount Risk and Liquidity of Fund Shares.** The market price of the Shares may fluctuate in response to the Fund's NAV, the intraday value of the Fund's holdings and supply and demand for Shares. The Adviser cannot predict whether Shares will trade above, below, or at their most recent NAV. Disruptions to creations and redemptions, the existence of market volatility or potential lack of an active trading market for Shares (including through a trading halt), as well as other factors, may result in Shares trading at a significant premium or discount to NAV or to the

intraday value of the Fund's holdings. If a shareholder purchases Shares at a time when the market price is at a premium to the NAV or sells Shares at a time when the market price is at a discount to the NAV, the shareholder may pay significantly more or receive significantly less than the underlying value of the Shares that were bought or sold. The securities held by the Fund may be traded in markets that close at a different time than NYSE Arca. Liquidity in those securities may be reduced after the applicable closing times. Accordingly, during the time when NYSE Arca is open but after the applicable market closing, fixing or settlement times, bid-ask spreads on NYSE Arca and the resulting premium or discount to the Shares' NAV may widen. Additionally, in stressed market conditions, the market for the Fund's Shares may become less liquid in response to deteriorating liquidity in the markets for the Fund's underlying portfolio holdings.

**Issuer-Specific Changes Risk.** The value of individual securities or particular types of securities in the Fund's portfolio can be more volatile than the market as a whole, which may have a greater impact if the Fund's portfolio is concentrated in a country, group of countries, region, market, industry, group of industries, sector or asset class. The value of securities of smaller issuers can be more volatile than that of larger issuers.

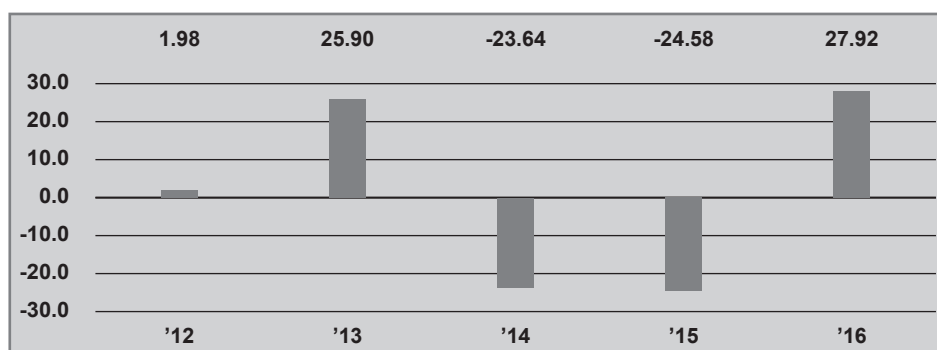
**Non-Diversified Risk.** The Fund is classified as a "non-diversified" fund under the Investment Company Act of 1940, as amended (the "1940 Act"). Therefore, the Fund may invest a relatively high percentage of its assets in a smaller number of issuers or may invest a larger proportion of its assets in a single issuer. Moreover, the gains and losses on a single investment may have a greater impact on the Fund's NAV and may make the Fund more volatile than more diversified funds. The Fund may be particularly vulnerable to this risk because the Oil Services Index is comprised of securities of a limited number of companies.

**Concentration Risk.** The Fund's assets may be concentrated in a particular sector or sectors or industry or group of industries to the extent the Oil Services Index concentrates in a particular sector or sectors or industry or group of industries. To the extent that the Fund continues to be concentrated in oil services companies, the Fund will be subject to the risk that economic, political or other conditions that have a negative effect on those companies will negatively impact the Fund to a greater extent than if the Fund's assets were invested in a wider variety of sectors or industries.

## PERFORMANCE

The bar chart that follows shows how the Fund performed for the calendar years shown. The table below the bar chart shows the Fund's average annual returns (before and after taxes). The bar chart and table provide an indication of the risks of investing in the Fund by showing the Fund's performance from year to year and by showing how the Fund's average annual returns for the one year, five year and since inception periods compared with the Fund's benchmark index and a broad measure of market performance. All returns assume reinvestment of dividends and distributions. The Fund's past performance (before and after taxes) is not necessarily indicative of how the Fund will perform in the future. Updated performance information is available online at [www.vaneck.com](http://www.vaneck.com).

### Annual Total Returns(%)—Calendar Years



**Best Quarter:** 15.71% 4Q '16

**Worst Quarter:** -25.93% 4Q '14

### Average Annual Total Returns for the Periods Ended December 31, 2016

The after-tax returns presented in the table below are calculated using the highest historical individual federal marginal income tax rates and do not reflect the impact of state and local taxes. Your actual after-tax returns will depend on your specific tax

situation and may differ from those shown below. After-tax returns are not relevant to investors who hold Shares of the Fund through tax-deferred arrangements, such as 401(k) plans or individual retirement accounts.

	Past One Year	Past Five Years	Since Inception (12/20/2011)
VanEck Vectors Oil Services ETF (return before taxes)	27.92%	-1.11%	-0.98%
VanEck Vectors Oil Services ETF (return after taxes on distributions)	27.27%	-1.61%	-1.48%
VanEck Vectors Oil Services ETF (return after taxes on distributions and sale of Fund Shares)	15.91%	-0.95%	-0.85%
MVIS US Listed Oil Services 25 Index (reflects no deduction for fees, expenses or taxes)	27.63%	-1.22%	-1.09%
S&P 500® Index (reflects no deduction for fees, expenses or taxes)	11.96%	14.66%	14.88%

**PORTFOLIO MANAGEMENT**

**Investment Adviser.** Van Eck Associates Corporation.

**Portfolio Managers.** The following individuals are jointly and primarily responsible for the day-to-day management of the Fund's portfolio:

Name	Title with Adviser	Date Began Managing the Fund
Hao-Hung (Peter) Liao	Portfolio Manager	December 2011
George Chao	Portfolio Manager	December 2011

**PURCHASE AND SALE OF FUND SHARES**

For important information about the purchase and sale of Fund Shares, tax information and payments to broker-dealers and other financial intermediaries, please turn to "Summary Information About Purchases and Sales of Fund Shares, Taxes and Payments to Broker-Dealers and Other Financial Intermediaries" on page 80 of this Prospectus.



## SUMMARY INFORMATION

**INVESTMENT OBJECTIVE**

VanEck Vectors® Rare Earth/Strategic Metals ETF (the “Fund”) seeks to replicate as closely as possible, before fees and expenses, the price and yield performance of the MVIS™ Global Rare Earth/Strategic Metals Index (the “Rare Earth/Strategic Metals Index”).

**FUND FEES AND EXPENSES**

The following tables describe the fees and expenses that you may pay if you buy and hold shares of the Fund (“Shares”).

<b>Shareholder Fees</b> <i>(fees paid directly from your investment)</i>	None
--	------

**Annual Fund Operating Expenses**

*(expenses that you pay each year as a percentage of the value of your investment)*

Management Fee	0.50%
Other Expenses	0.36%
Total Annual Fund Operating Expenses <sup>(a)</sup>	0.86%
Fee Waivers and Expense Reimbursement <sup>(a)</sup>	-0.25%
Total Annual Fund Operating Expenses After Fee Waiver and Expense Reimbursement <sup>(a)</sup>	0.61%

<sup>(a)</sup> Van Eck Associates Corporation (the “Adviser”) has agreed to waive fees and/or pay Fund expenses to the extent necessary to prevent the operating expenses of the Fund (excluding acquired fund fees and expenses, interest expense, trading expenses, taxes and extraordinary expenses) from exceeding 0.57% of the Fund’s average daily net assets per year until at least May 1, 2018. During such time, the expense limitation is expected to continue until the Fund’s Board of Trustees acts to discontinue all or a portion of such expense limitation.

**EXPENSE EXAMPLE**

This example is intended to help you compare the cost of investing in the Fund with the cost of investing in other funds. This example does not take into account brokerage commissions that you pay when purchasing or selling Shares of the Fund.

The example assumes that you invest \$10,000 in the Fund for the time periods indicated and then redeem all of your Shares at the end of those periods. The example also assumes that your investment has a 5% annual return and that the Fund’s operating expenses remain the same (except that the example incorporates the fee waiver and/or expense reimbursement arrangement for only the first year). Although your actual costs may be higher or lower, based on these assumptions, your costs would be:

<u>YEAR</u>	<u>EXPENSES</u>
1	\$ 62
3	\$ 249
5	\$ 452
10	\$1,038

**PORTFOLIO TURNOVER**

The Fund will pay transaction costs, such as commissions, when it purchases and sells securities (or “turns over” its portfolio). A higher portfolio turnover will cause the Fund to incur additional transaction costs and may result in higher taxes when Fund Shares are held in a taxable account. These costs, which are not reflected in annual fund operating expenses or in the example, may affect the Fund’s performance. During the most recent fiscal year, the Fund’s portfolio turnover rate was 104% of the average value of its portfolio.

**PRINCIPAL INVESTMENT STRATEGIES**

The Fund normally invests at least 80% of its total assets in securities that comprise the Fund’s benchmark index. The Rare Earth/Strategic Metals Index includes companies primarily engaged in a variety of activities that are related to the producing, refining and recycling of rare earth and strategic metals and minerals. Such companies may include small- and medium-capitalization companies and foreign and emerging market issuers. The Rare Earth/Strategic Metals Index includes companies that generate at least 50% of their revenues from rare earth/strategic metals or have mining projects with the potential to generate at least 50% of their revenues from rare earth/strategic metals when developed. Rare earth/strategic metals are

industrial metals that are typically mined as by-products or secondary metals in operations focused on precious metals and base metals. Compared to base metals, they have more specialized uses and are often more difficult to extract. Currently, approximately 43 elements in the periodic table are considered rare earth/strategic metals. Rare earth metals (or rare earth elements), a subset of strategic metals, are a collection of chemical elements that are crucial to many of the world's most advanced technologies, such as cellular phones, high performance batteries, flat screen televisions, green energy technology, and are expected to be critical to the future of hybrid and electric cars, high-tech military applications and superconductors and fiber-optic communication systems. The Rare Earth/Strategic Metals Index may include A-shares issued by companies trading via the Shanghai-Hong Kong Stock Connect program and the Shenzhen-Hong Kong Stock Connect program (together, "Stock Connect"). As of December 31, 2016, the Rare Earth/Strategic Metals Index included 20 securities of companies with a market capitalization range of between approximately \$140 million and \$6.9 billion and a weighted average market capitalization of \$2.0 billion. As of December 31, 2016, approximately 51% and 22% of the Fund's investments consisted of securities of Asian issuers (including Chinese issuers), and Australian issuers, respectively. These amounts are subject to change. The Fund's 80% investment policy is non-fundamental and may be changed without shareholder approval upon 60 days' prior written notice to shareholders.

The Fund, using a "passive" or indexing investment approach, attempts to approximate the investment performance of the Rare Earth/Strategic Metals Index by investing in a portfolio of securities that generally replicates the Rare Earth/Strategic Metals Index. Unlike many investment companies that try to "beat" the performance of a benchmark index, the Fund does not try to "beat" the Rare Earth/Strategic Metals Index and does not seek temporary defensive positions when markets decline or appear overvalued. Indexing may eliminate the chance that the Fund will substantially outperform the Rare Earth/Strategic Metals Index but also may reduce some of the risks of active management, such as poor security selection. Indexing seeks to achieve lower costs and better after-tax performance by keeping portfolio turnover low in comparison to actively managed investment companies.

The Fund is classified as a non-diversified fund and, therefore, may invest a greater percentage of its assets in a particular issuer. The Fund may concentrate its investments in a particular industry or group of industries to the extent that the Rare Earth/Strategic Metals Index concentrates in an industry or group of industries. As of December 31, 2016, the Rare Earth/Strategic Metals Index was concentrated in the mining industry and the basic materials sector.

#### **PRINCIPAL RISKS OF INVESTING IN THE FUND**

**Investors in the Fund should be willing to accept a high degree of volatility in the price of the Fund's Shares and the possibility of significant losses. An investment in the Fund involves a substantial degree of risk. An investment in the Fund is not a deposit with a bank and is not insured or guaranteed by the Federal Deposit Insurance Corporation or any other government agency. Therefore, you should consider carefully the following risks before investing in the Fund, each of which could significantly and adversely affect the value of an investment in the Fund.**

**Risk of Investing in Rare Earth and Strategic Metals Companies.** Rare earth/strategic metals are industrial metals that are typically mined as by-products or secondary metals in operations focused on precious metals and base metals. Compared to base metals, they have more specialized uses and are often more difficult to extract. Currently, approximately 43 elements in the periodic table are considered rare earth/strategic metals. Rare earth metals (or rare earth elements), a subset of strategic metals, are a collection of chemical elements that are crucial to many of the world's most advanced technologies. The use of strategic metals in modern technology has increased dramatically over the past years. Consequently, the demand for strategic metals has strained supply, which has the potential to result in a shortage of such materials which could adversely affect the companies in the Fund's portfolio. Companies involved in the various activities that are related to the producing, refining and recycling of rare earth/strategic metals tend to be small-, medium- and micro-capitalization companies with volatile share prices, are highly dependent on the price of rare earth/strategic metals, which may fluctuate substantially over short periods of time. The value of such companies may be significantly affected by events relating to international, national and local political and economic developments, energy conservation efforts, the success of exploration projects, commodity prices, tax and other government regulations, depletion of resources, and mandated expenditures for safety and pollution control devices. The producing, refining and recycling of rare earth/strategic metals can be capital intensive and, if companies involved in such activities are not managed well, the share prices of such companies could decline even as prices for the underlying rare earth/strategic metals are rising. In addition, companies involved in the various activities that are related to the producing, refining and recycling of rare earth/strategic metals may be at risk for environmental damage claims.

**Risk of Regulatory Action and Changes in Governments.** The producing, refining and recycling of rare earth/strategic metals may be significantly affected by regulatory action and changes in governments. For example, China, which produces approximately 80% of the world's rare earth supplies, has ended its former export quota for rare earth metals following a World Trade Organization ("WTO") ruling. Future moves by China or other countries essential to the producing, refining or recycling of rare earth/strategic metals to limit exports could have a significant adverse effect on industries around the globe

---

and on the values of the businesses in which the Fund invests. Moreover, while it is expected that China will consume a large percentage of the rare earth/strategic metals produced within the country to support its growing economy, China has shown a willingness to flood the market for rare earth/strategic metals as it did in the late 1990s, thereby causing many operations to shut down.

**Special Risk Considerations of Investing in Asian Issuers.** The Fund invests in securities issued by Asian issuers and, accordingly, may be subject to the risk of investing in such issuers. Investment in securities of issuers in Asia involves risks and special considerations not typically associated with investment in the U.S. securities markets. Certain Asian economies have experienced over-extension of credit, currency devaluations and restrictions, high unemployment, high inflation, decreased exports and economic recessions. Economic events in any one Asian country can have a significant effect on the entire Asian region as well as on major trading partners outside Asia, and any adverse effect on some or all of the Asian countries and regions in which the Fund invests. The securities markets in some Asian economies are relatively underdeveloped and may subject the Fund to higher action costs or greater uncertainty than investments in more developed securities markets. Such risks may adversely affect the value of the Fund's investments.

**Special Risk Considerations of Investing in Australian Issuers.** Investments in Australian issuers may subject the Fund to regulatory, political, currency, security, and economic risk specific to Australia. The Australian economy is heavily dependent on exports from the agricultural and mining sectors. This makes the Australian economy susceptible to fluctuations in the commodity markets. Australia is also dependent on trading with key trading partners.

**Special Risk Considerations of Investing in Chinese Issuers.** A significant portion of the Rare Earth/Strategic Metals Index may be comprised of securities of Chinese issuers, including issuers located outside of China that generate significant revenues from China. Investing in securities of Chinese companies involves certain risks and considerations not typically associated with investing in securities of U.S. issuers, including, among others, (i) more frequent (and potentially widespread) trading suspensions and government interventions with respect to Chinese issuers, resulting in lack of liquidity and in price volatility, (ii) currency revaluations and other currency exchange rate fluctuations or blockage, (iii) the nature and extent of intervention by the Chinese government in the Chinese securities markets, whether such intervention will continue and the impact of such intervention or its discontinuation, (iv) the risk of nationalization or expropriation of assets, (v) the risk that the Chinese government may decide not to continue to support economic reform programs, (vi) limitations on the use of brokers, (vii) higher rates of inflation, (viii) greater political, economic and social uncertainty, (ix) market volatility caused by any potential regional or territorial conflicts or natural disasters and (x) the risk of increased trade tariffs, embargoes and other trade limitations. In addition, the economy of China differs, often unfavorably, from the U.S. economy in such respects as structure, general development, government involvement, wealth distribution, rate of inflation, growth rate, interest rates, allocation of resources and capital reinvestment, among others. The Chinese central government has historically exercised substantial control over virtually every sector of the Chinese economy through administrative regulation and/or state ownership and actions of the Chinese central and local government authorities continue to have a substantial effect on economic conditions in China. In addition, previously the Chinese government has from time to time taken actions that influence the prices at which certain goods may be sold, encourage companies to invest or concentrate in particular industries, induce mergers between companies in certain industries and induce private companies to publicly offer their securities to increase or continue the rate of economic growth, control the rate of inflation or otherwise regulate economic expansion. The Chinese government may do so in the future as well, potentially having a significant adverse effect on economic conditions in China.

**Risks of Investing through Stock Connect.** Trading through Stock Connect is subject to a number of restrictions that may affect the Fund's investments and returns. For example, trading through Stock Connect is subject to daily quotas that limit the maximum daily net purchases on any particular day, which may restrict or preclude the Fund's ability to invest in Stock Connect A-shares. In addition, investments made through Stock Connect are subject to trading, clearance and settlement procedures that are relatively untested in the People's Republic of China ("PRC"), which could pose risks to the Fund. Furthermore, securities purchased via Stock Connect will be held via a book entry omnibus account in the name of Hong Kong Securities Clearing Company Limited ("HKSCC"), Hong Kong's clearing entity, at the China Securities Depository and Clearing Corporation Limited ("CSDCC"). The Fund's ownership interest in Stock Connect securities will not be reflected directly in book entry with CSDCC and will instead only be reflected on the books of its Hong Kong sub-custodian. The Fund may therefore depend on HKSCC's ability or willingness as record-holder of Stock Connect securities to enforce the Fund's shareholder rights. PRC law did not historically recognize the concept of beneficial ownership; while PRC regulations and the Hong Kong Stock Exchange have issued clarifications and guidance supporting the concept of beneficial ownership via Stock Connect, the interpretation of beneficial ownership in the PRC by regulators and courts may continue to evolve. Moreover, Stock Connect A-shares generally may not be sold, purchased or otherwise transferred other than through Stock Connect in accordance with applicable rules.

A primary feature of Stock Connect is the application of the home market's laws and rules applicable to investors in A-shares. Therefore, the Fund's investments in Stock Connect A-shares are generally subject to PRC securities regulations and listing rules, among other restrictions. The Fund will not benefit from access to Hong Kong investor compensation funds, which are set up to protect against defaults of trades, when investing through Stock Connect. Stock Connect is only available on days when markets in both the PRC and Hong Kong are open, which may limit the Fund's ability to trade when it would be otherwise attractive to do so. Finally, uncertainties in PRC tax rules governing taxation of income and gains from investments in Stock Connect A-shares could result in unexpected tax liabilities for the Fund. The withholding tax treatment of dividends and capital gains payable to overseas investors currently is unsettled.

The Stock Connect program is a relatively new program and may be subject to further interpretation and guidance. There can be no assurance as to the program's continued existence or whether future developments regarding the program may restrict or adversely affect the Fund's investments or returns. In addition, the application and interpretation of the laws and regulations of Hong Kong and the PRC, and the rules, policies or guidelines published or applied by relevant regulators and exchanges in respect of the Stock Connect program are uncertain, and they may have a detrimental effect on the Fund's investments and returns.

**Risk of Investing in Foreign Securities.** Investments in the securities of foreign issuers involve risks beyond those associated with investments in U.S. securities. These additional risks include greater market volatility, the availability of less reliable financial information, higher transactional and custody costs, taxation by foreign governments, decreased market liquidity and political instability. Because certain foreign securities markets may be limited in size, the activity of large traders may have an undue influence on the prices of securities that trade in such markets. The Fund invests in securities of issuers located in countries whose economies are heavily dependent upon trading with key partners. Any reduction in this trading may have an adverse impact on the Fund's investments. The risks of investing in emerging market countries are greater than risks associated with investments in foreign developed countries.

**Risk of Investing in Emerging Market Issuers.** Investments in securities of emerging market issuers are exposed to a number of risks that may make these investments volatile in price or difficult to trade. Political risks may include unstable governments, nationalization, restrictions on foreign ownership, laws that prevent investors from getting their money out of a country and legal systems that do not protect property rights as well as the laws of the United States. Market risks may include economies that concentrate in only a few industries, securities issues that are held by only a few investors, liquidity issues and limited trading capacity in local exchanges and the possibility that markets or issues may be manipulated by foreign nationals who have inside information.

**Foreign Currency Risk.** Because the Fund's assets may be invested in securities denominated in foreign currencies, the income received by the Fund from these investments will generally be in foreign currencies. The Fund's exposure to foreign currencies and changes in the value of foreign currencies versus the U.S. dollar may result in reduced returns for the Fund. Moreover, the Fund may incur costs in connection with conversions between U.S. dollars and foreign currencies. The value of certain foreign countries' currencies may be subject to a high degree of fluctuation. This fluctuation may be due to changes in interest rates, investors' expectations concerning inflation and interest rates, the country's debt levels and trade deficit, the effects of monetary policies issued by the United States, foreign governments, central banks or supranational entities, the imposition of currency controls or other national or global political or economic developments.

**Risk of Investing in Depositary Receipts.** The Fund may invest in depositary receipts which involve similar risks to those associated with investments in foreign securities. Depositary receipts are receipts listed on U.S. or foreign exchanges issued by banks or trust companies that entitle the holder to all dividends and capital gains that are paid out on the underlying foreign shares. Investments in depositary receipts may be less liquid than the underlying shares in their primary trading market and, if not included in the Rare Earth/Strategic Metals Index, may negatively affect the Fund's ability to replicate the performance of the Rare Earth/Strategic Metals Index.

**Risk of Investing in the Basic Materials Sector.** To the extent that the Fund continues to be concentrated in basic materials sector, the Fund will be sensitive to changes in, and its performance will depend to a greater extent on, the overall condition of the basic materials sector. Companies engaged in the production and distribution of basic materials may be adversely affected by changes in world events, political and economic conditions, energy conservation, environmental policies, commodity price volatility, changes in exchange rates, imposition of import controls, increased competition, depletion of resources and labor relations.

**Risk of Investing in the Mining Industry.** To the extent that the Fund continues to be concentrated in the mining industry, the Fund will be sensitive to changes in, and its performance will depend to a greater extent on, the overall condition of the mining industry. Investments in mining companies may be speculative. Competitive pressures may have a significant effect on the financial condition of such companies. Mining companies are highly dependent on the price of the underlying metal or

---

element. These prices may fluctuate substantially over short periods of time so the Fund's Share price may be more volatile than other types of investments. In particular, a drop in the price of rare earth/strategic metals would particularly adversely affect the profitability of small- and medium-capitalization mining companies and their ability to secure financing. Furthermore, companies that are only in the exploration stage are typically unable to adopt specific strategies for controlling the impact of such price changes. In addition, many early stage miners operate at a loss and are dependent on securing equity and/or debt financing, which might be more difficult to secure for an early stage mining company than for a more established counterpart.

**Risk of Investing in Small- and Medium-Capitalization Companies.** Small- and medium-capitalization companies may be more volatile and more likely than large-capitalization companies to have narrower product lines, fewer financial resources, less management depth and experience and less competitive strength. In addition, these companies often have greater price volatility, lower trading volume and less liquidity than larger more established companies. Returns on investments in securities of small-capitalization and medium-capitalization companies could trail the returns on investments in securities of large-capitalization companies.

**Risk of Cash Transactions.** Unlike other exchange-traded funds ("ETFs"), the Fund expects to effect its creations and redemptions partially for cash, rather than in-kind securities. Therefore, it may be required to sell portfolio securities and subsequently recognize gains on such sales that the Fund might not have recognized if it were to distribute portfolio securities in kind. As such, investments in Shares may be less tax-efficient than an investment in a conventional ETF.

**Equity Securities Risk.** The value of the equity securities held by the Fund may fall due to general market and economic conditions, perceptions regarding the markets in which the issuers of securities held by the Fund participate, or factors relating to specific issuers in which the Fund invests. Equity securities are subordinated to preferred securities and debt in a company's capital structure with respect to priority in right to a share of corporate income, and therefore will be subject to greater dividend risk than preferred securities or debt instruments. In addition, while broad market measures of equity securities have historically generated higher average returns than fixed income securities, equity securities have generally also experienced significantly more volatility in those returns, although under certain market conditions fixed income securities may have comparable or greater price volatility.

**Market Risk.** The prices of the securities in the Fund are subject to the risks associated with investing in the securities market, including general economic conditions and sudden and unpredictable drops in value. An investment in the Fund may lose money.

**Operational Risk.** The Fund is exposed to operational risk arising from a number of factors, including, but not limited to, human error, processing and communication errors, errors of the Fund's service providers, counterparties or other third parties, failed or inadequate processes and technology or system failures.

**Index Tracking Risk.** The Fund's return may not match the return of the Rare Earth/Strategic Metals Index for a number of reasons. For example, the Fund incurs a number of operating expenses not applicable to the Rare Earth/Strategic Metals Index and incurs costs associated with buying and selling securities, especially when rebalancing the Fund's securities holdings to reflect changes in the composition of the Rare Earth/Strategic Metals Index and raising cash to meet redemptions or deploying cash in connection with newly created Creation Units (defined herein), which are not factored into the return of the Rare Earth/Strategic Metals Index. Transaction costs, including brokerage costs, will decrease the Fund's net asset value ("NAV") to the extent not offset by the transaction fee payable by an Authorized Participant ("AP"). Market disruptions and regulatory restrictions could have an adverse effect on the Fund's ability to adjust its exposure to the required levels in order to track the Rare Earth/Strategic Metals Index. Errors in the Rare Earth/Strategic Metals Index data, the Rare Earth/Strategic Metals Index computations and/or the construction of the Rare Earth/Strategic Metals Index in accordance with its methodology may occur from time to time and may not be identified and corrected by the Rare Earth/Strategic Metals Index provider for a period of time or at all, which may have an adverse impact on the Fund and its shareholders. In addition, the Fund may not invest in certain securities included in the Rare Earth/Strategic Metals Index, or invest in them in the exact proportions in which they are represented in the Rare Earth/Strategic Metals Index, due to legal restrictions or limitations imposed by the governments of certain countries (including the availability of China A-shares through Stock Connect), certain NYSE Arca, Inc. ("NYSE Arca") listing standards, a lack of liquidity on stock exchanges in which such securities trade, potential adverse tax consequences or other regulatory reasons (such as diversification requirements). The Fund may value certain of its investments and/or underlying currencies based on fair value prices. To the extent the Fund calculates its NAV based on fair value prices and the value of the Rare Earth/Strategic Metals Index is based on securities' closing prices on local foreign markets (*i.e.*, the value of the Rare Earth/Strategic Metals Index is not based on fair value prices), the Fund's ability to track the Rare Earth/Strategic Metals Index may be adversely affected. The Fund may also need to rely on borrowings to meet redemptions, which may lead to increased expenses. For tax efficiency purposes, the Fund may sell certain securities, and such sale may cause the Fund to realize a loss



and deviate from the performance of the Rare Earth/Strategic Metals Index. In light of the factors discussed above, the Fund's return may deviate significantly from the return of the Rare Earth/Strategic Metals Index.

**Authorized Participant Concentration Risk.** The Fund may have a limited number of financial institutions that act as APs, none of which are obligated to engage in creation and/or redemption transactions. To the extent that those APs exit the business, or are unable to or choose not to process creation and/or redemption orders, and no other AP is able to step forward to create and redeem, there may be a significantly diminished trading market for Shares or Shares may trade like closed-end funds at a discount (or premium) to NAV and possibly face trading halts and/or de-listing. The AP concentration risk may be heightened in scenarios where APs have limited or diminished access to the capital required to post collateral.

**No Guarantee of Active Trading Market.** While Shares are listed on NYSE Arca there can be no assurance that an active trading market for the Shares will be maintained. Further, secondary markets may be subject to irregular trading activity, wide bid/ask spreads and extended trade settlement periods in times of market stress because market makers and APs may step away from making a market in the Shares and in executing creation and redemption orders, which could cause a material deviation in the Fund's market price from its NAV.

**Trading Issues.** Trading in Shares on NYSE Arca may be halted due to market conditions or for reasons that, in the view of NYSE Arca, make trading in Shares inadvisable. In addition, trading in Shares on NYSE Arca is subject to trading halts caused by extraordinary market volatility pursuant to NYSE Arca's "circuit breaker" rules. There can be no assurance that the requirements of NYSE Arca necessary to maintain the listing of the Fund will continue to be met or will remain unchanged.

**Replication Management Risk.** An investment in the Fund involves risks similar to those of investing in any fund of equity securities traded on an exchange, such as market fluctuations caused by such factors as economic and political developments, changes in interest rates and perceived trends in security prices. However, because the Fund is not "actively" managed, unless a specific security is removed from the Rare Earth/Strategic Metals Index, the Fund generally would not sell a security because the security's issuer was in financial trouble. Therefore, the Fund's performance could be lower than funds that may actively shift their portfolio assets to take advantage of market opportunities or to lessen the impact of a market decline or a decline in the value of one or more issuers.

**Fund Shares Trading, Premium/Discount Risk and Liquidity of Fund Shares.** The market price of the Shares may fluctuate in response to the Fund's NAV, the intraday value of the Fund's holdings and supply and demand for Shares. The Adviser cannot predict whether Shares will trade above, below, or at their most recent NAV. Disruptions to creations and redemptions, the existence of market volatility or potential lack of an active trading market for Shares (including through a trading halt), as well as other factors, may result in Shares trading at a significant premium or discount to NAV or to the intraday value of the Fund's holdings. If a shareholder purchases Shares at a time when the market price is at a premium to the NAV or sells Shares at a time when the market price is at a discount to the NAV, the shareholder may pay significantly more or receive significantly less than the underlying value of the Shares that were bought or sold. The securities held by the Fund may be traded in markets that close at a different time than NYSE Arca. Liquidity in those securities may be reduced after the applicable closing times. Accordingly, during the time when NYSE Arca is open but after the applicable market closing, fixing or settlement times, bid-ask spreads on NYSE Arca and the resulting premium or discount to the Shares' NAV may widen. Additionally, in stressed market conditions, the market for the Fund's Shares may become less liquid in response to deteriorating liquidity in the markets for the Fund's underlying portfolio holdings.

**Issuer-Specific Changes Risk.** The value of individual securities or particular types of securities in the Fund's portfolio can be more volatile than the market as a whole, which may have a greater impact if the Fund's portfolio is concentrated in a country, group of countries, region, market, industry, group of industries, sector or asset class. The value of securities of smaller issuers can be more volatile than that of larger issuers.

**Non-Diversified Risk.** The Fund is classified as a "non-diversified" fund under the Investment Company Act of 1940, as amended (the "1940 Act"). Therefore, the Fund may invest a relatively high percentage of its assets in a smaller number of issuers or may invest a larger proportion of its assets in a single issuer. Moreover, the gains and losses on a single investment may have a greater impact on the Fund's NAV and may make the Fund more volatile than more diversified funds. The Fund may be particularly vulnerable to this risk because the Rare Earth/Strategic Metals Index is comprised of securities of a limited number of companies.

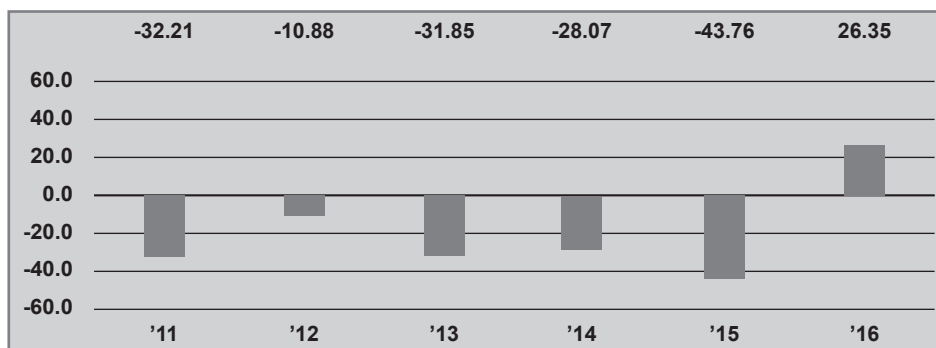
**Concentration Risk.** The Fund's assets may be concentrated in a particular sector or sectors or industry or group of industries to the extent the Rare Earth/Strategic Metals Index concentrates in a particular sector or sectors or industry or group of industries. To the extent that the Fund continues to be concentrated in the mining industry and the basic materials sector, the Fund will be subject to the risk that economic, political or other conditions that have a negative effect on that industry or sector will negatively impact the Fund to a greater extent than if the Fund's assets were invested in a wider variety of sectors or industries.



## PERFORMANCE

The bar chart that follows shows how the Fund performed for the calendar years shown. The table below the bar chart shows the Fund's average annual returns (before and after taxes). The bar chart and table provide an indication of the risks of investing in the Fund by showing the Fund's performance from year to year and by showing how the Fund's average annual returns for the one year, five year and since inception periods compared with the Fund's benchmark index and a broad measure of market performance. All returns assume reinvestment of dividends and distributions. The Fund's past performance (before and after income taxes) is not necessarily indicative of how the Fund will perform in the future. Updated performance information is available online at [www.vaneck.com](http://www.vaneck.com).

### Annual Total Returns(%)—Calendar Years



**Best Quarter:** 14.37% 1Q '12

**Worst Quarter:** -39.31% 3Q '11

### Average Annual Total Returns for the Periods Ended December 31, 2016

The after-tax returns presented in the table below are calculated using the highest historical individual federal marginal income tax rates and do not reflect the impact of state and local taxes. Your actual after-tax returns will depend on your specific tax situation and may differ from those shown below. After-tax returns are not relevant to investors who hold Shares of the Fund through tax-deferred arrangements, such as 401(k) plans or individual retirement accounts.

	Past One Year	Past Five Years	Since Inception (10/27/2010)
VanEck Vectors Rare Earth/Strategic Metals ETF (return before taxes)	26.35%	-20.86%	-19.99%
VanEck Vectors Rare Earth/Strategic Metals ETF (return after taxes on distributions)	25.31%	-21.40%	-20.68%
VanEck Vectors Rare Earth/Strategic Metals ETF (return after taxes on distributions and sale of Fund Shares)	15.08%	-13.89%	-12.67%
MVIS Global Rare Earth/Strategic Metals Index (reflects no deduction for fees, expenses or taxes)	26.64%	-21.21%	-20.33%
S&P 500® Index (reflects no deduction for fees, expenses or taxes)	11.96%	14.66%	13.28%

## PORTFOLIO MANAGEMENT

**Investment Adviser.** Van Eck Associates Corporation.

**Portfolio Managers.** The following individuals are jointly and primarily responsible for the day-to-day management of the Fund's portfolio:

Name	Title with Adviser	Date Began Managing the Fund
Hao-Hung (Peter) Liao	Portfolio Manager	October 2010
George Chao	Portfolio Manager	October 2010

## PURCHASE AND SALE OF FUND SHARES

For important information about the purchase and sale of Fund Shares, tax information and payments to broker-dealers and other financial intermediaries, please turn to "Summary Information About Purchases and Sales of Fund Shares, Taxes and Payments to Broker-Dealers and Other Financial Intermediaries" on page 80 of this Prospectus.

**SUMMARY INFORMATION**

**INVESTMENT OBJECTIVE**

VanEck Vectors® Solar Energy ETF (the “Fund”) seeks to replicate as closely as possible, before fees and expenses, the price and yield performance of the MVIS™ Global Solar Energy Index (the “Solar Energy Index”).

**FUND FEES AND EXPENSES**

The following tables describe the fees and expenses that you may pay if you buy and hold shares of the Fund (“Shares”).

<b>Shareholder Fees</b> <i>(fees paid directly from your investment)</i>	None
--	------

**Annual Fund Operating Expenses**

*(expenses that you pay each year as a percentage of the value of your investment)*

Management Fee	0.50%
Other Expenses	<u>0.80%</u>
Total Annual Fund Operating Expenses <sup>(a)</sup>	1.30%
Fee Waivers and Expense Reimbursement <sup>(a)</sup>	<u>-0.65%</u>
Total Annual Fund Operating Expenses After Fee Waiver and Expense Reimbursement <sup>(a)</sup>	0.65%

<sup>(a)</sup> Van Eck Associates Corporation (the “Adviser”) has agreed to waive fees and/or pay Fund expenses to the extent necessary to prevent the operating expenses of the Fund (excluding acquired fund fees and expenses, interest expense, trading expenses, taxes and extraordinary expenses) from exceeding 0.65% of the Fund’s average daily net assets per year until at least May 1, 2018. During such time, the expense limitation is expected to continue until the Fund’s Board of Trustees acts to discontinue all or a portion of such expense limitation.

**EXPENSE EXAMPLE**

This example is intended to help you compare the cost of investing in the Fund with the cost of investing in other funds. This example does not take into account brokerage commissions that you pay when purchasing or selling Shares of the Fund.

The example assumes that you invest \$10,000 in the Fund for the time periods indicated and then redeem all of your Shares at the end of those periods. The example also assumes that your investment has a 5% annual return and that the Fund’s operating expenses remain the same (except that the example incorporates the fee waiver and/or expense reimbursement arrangement for only the first year). Although your actual costs may be higher or lower, based on these assumptions, your costs would be:

YEAR	EXPENSES
1	\$ 66
3	\$ 348
5	\$ 651
10	\$1,511

**PORTFOLIO TURNOVER**

The Fund will pay transaction costs, such as commissions, when it purchases and sells securities (or “turns over” its portfolio). A higher portfolio turnover will cause the Fund to incur additional transaction costs and may result in higher taxes when Fund Shares are held in a taxable account. These costs, which are not reflected in annual fund operating expenses or in the example, may affect the Fund’s performance. During the most recent fiscal year, the Fund’s portfolio turnover rate was 43% of the average value of its portfolio.

**PRINCIPAL INVESTMENT STRATEGIES**

The Fund normally invests at least 80% of its total assets in securities that comprise the Fund’s benchmark index. The Solar Energy Index includes equity securities of companies that generate at least 50% of their revenues from photovoltaic and solar power, solar power equipment/technologies and materials or services to solar power equipment/technologies producers. Such companies may include small- and medium-capitalization companies and foreign and emerging market issuers. As of December 31, 2016, the Solar Energy Index included 27 securities of companies with a market capitalization range of between approximately \$174 million and \$3.3 billion and a weighted average market capitalization of \$1.2 billion. As of

---

December 31, 2016, approximately 56% of the Fund's investments consisted of securities of Asian issuers, including Chinese and Taiwanese issuers. These amounts are subject to change. The Fund's 80% investment policy is non-fundamental and may be changed without approval upon 60 days' prior written notice to shareholders.

The Fund, using a "passive" or indexing investment approach, attempts to approximate the investment performance of the Solar Energy Index by investing in a portfolio of securities that generally replicates the Solar Energy Index. Unlike many investment companies that try to "beat" the performance of a benchmark index, the Fund does not try to "beat" the Solar Energy Index and does not seek temporary defensive positions when markets decline or appear overvalued. Indexing may eliminate the chance that the Fund will substantially outperform the Solar Energy Index but also may reduce some of the risks of active management, such as poor security selection. Indexing seeks to achieve lower costs and better after-tax performance by keeping portfolio turnover low in comparison to actively managed investment companies.

The Fund is classified as a non-diversified fund and, therefore, may invest a greater percentage of its assets in a particular issuer. The Fund may concentrate its investments in a particular industry or group of industries to the extent that the Solar Energy Index concentrates in an industry or group of industries. As of December 31, 2016, the Solar Energy Index was concentrated in solar energy companies, and the utilities sector represented a significant portion of the Solar Energy Index.

#### **PRINCIPAL RISKS OF INVESTING IN THE FUND**

**Investors in the Fund should be willing to accept a high degree of volatility in the price of the Fund's Shares and the possibility of significant losses. An investment in the Fund involves a substantial degree of risk. An investment in the Fund is not a deposit with a bank and is not insured or guaranteed by the Federal Deposit Insurance Corporation or any other government agency. Therefore, you should consider carefully the following risks before investing in the Fund, each of which could significantly and adversely affect the value of an investment in the Fund.**

**Risk of Investing in Solar Energy Companies.** The Fund will be sensitive to changes in, and its performance will depend to a greater extent on, the overall condition of the solar energy sector. Companies engaged in the solar energy sector may be significantly affected by increased competition from new and existing market entrants, technological developments, obsolescence of technology and short product cycles. Companies in this industry may also be significantly affected by general economic conditions such as varying prices and profits, commodity price volatility, changes in exchange rates, imposition of import controls, availability of certain inputs and materials required for production, depletion of resources, fluctuations in energy prices and supply and demand of alternative energy fuels, energy conservation efforts, labor relations and tax and other government regulations and policies. Recently, the price of oil has declined significantly and experienced significant volatility, which may materially impact companies operating in the solar energy sector. Shares of companies involved in the solar energy sector have historically been more volatile than shares of companies operating in more established industries. Additionally, the price of oil has also recently experienced significant volatility and has declined significantly, which may materially impact companies operating in the solar energy sector. Certain valuation methods currently used to value companies involved in the solar energy sector have not been in widespread use for a significant period of time. As a result, the use of these valuation methods may serve to further increase the volatility of certain solar energy company share prices. If government subsidies and economic incentives for alternative energy sources, particularly solar power, are reduced or eliminated, the demand for solar energy may decline and cause corresponding declines in the revenues and profits of companies engaged in the solar energy sector. In addition, changes in U.S., European and other governments' policies towards solar energy technology also may have an adverse effect on the Fund's performance.

**Special Risk Considerations of Investing in Asian Issuers.** The Fund invests in securities issued by Asian issuers and, accordingly, may be subject to the risk of investing in such issuers. Investment in securities of issuers in Asia involves risks and special considerations not typically associated with investment in the U.S. securities markets. Certain Asian economies have experienced over-extension of credit, currency devaluations and restrictions, high unemployment, high inflation, decreased exports and economic recessions. Economic events in any one Asian country can have a significant effect on the entire Asian region as well as on major trading partners outside Asia, and any adverse effect on some or all of the Asian countries and regions in which the Fund invests. The securities markets in some Asian economies are relatively underdeveloped and may subject the Fund to higher action costs or greater uncertainty than investments in more developed securities markets. Such risks may adversely affect the value of the Fund's investments.

**Special Risk Considerations of Investing in Chinese Issuers.** A significant portion of the Solar Energy Index may be comprised of securities of Chinese issuers, including issuers located outside of China that generate significant revenues from China. Investing in securities of Chinese companies involves certain risks and considerations not typically associated with investing in securities of U.S. issuers, including, among others, (i) more frequent (and potentially widespread) trading suspensions and government interventions with respect to Chinese issuers, resulting in lack of liquidity and in price volatility, (ii) currency revaluations and other currency exchange rate fluctuations or blockage, (iii) the nature and extent of intervention

by the Chinese government in the Chinese securities markets, whether such intervention will continue and the impact of such intervention or its discontinuation, (iv) the risk of nationalization or expropriation of assets, (v) the risk that the Chinese government may decide not to continue to support economic reform programs, (vi) limitations on the use of brokers, (vii) higher rates of inflation, (viii) greater political, economic and social uncertainty, (ix) market volatility caused by any potential regional or territorial conflicts or natural disasters and (x) the risk of increased trade tariffs, embargoes and other trade limitations. In addition, the economy of China differs, often unfavorably, from the U.S. economy in such respects as structure, general development, government involvement, wealth distribution, rate of inflation, growth rate, interest rates, allocation of resources and capital reinvestment, among others. The Chinese central government has historically exercised substantial control over virtually every sector of the Chinese economy through administrative regulation and/or state ownership and actions of the Chinese central and local government authorities continue to have a substantial effect on economic conditions in China. In addition, previously the Chinese government has from time to time taken actions that influence the prices at which certain goods may be sold, encourage companies to invest or concentrate in particular industries, induce mergers between companies in certain industries and induce private companies to publicly offer their securities to increase or continue the rate of economic growth, control the rate of inflation or otherwise regulate economic expansion. The Chinese government may do so in the future as well, potentially having a significant adverse effect on economic conditions in China.

**Special Risk Considerations of Investing in Taiwanese Issuers.** Investments in Taiwanese issuers involve risks that are specific to Taiwan, including legal, regulatory, political and economic risks. Political and economic developments of Taiwan's neighbors may have an adverse effect on Taiwan's economy. Specifically, Taiwan's geographic proximity and history of political contention with China have resulted in ongoing tensions, which may materially affect the Taiwanese economy and its securities market.

**Risk of Investing in Foreign Securities.** Investments in the securities of foreign issuers involve risks beyond those associated with investments in U.S. securities. These additional risks include greater market volatility, the availability of less reliable financial information, higher transactional and custody costs, taxation by foreign governments, decreased market liquidity and political instability. Because certain foreign securities markets may be limited in size, the activity of large traders may have an undue influence on the prices of securities that trade in such markets. The Fund invests in securities of issuers located in countries whose economies are heavily dependent upon trading with key partners. Any reduction in this trading may have an adverse impact on the Fund's investments. The risks of investing in emerging market countries are greater than risks associated with investments in foreign developed countries.

**Risk of Investing in Emerging Market Issuers.** Investments in securities of emerging market issuers are exposed to a number of risks that may make these investments volatile in price or difficult to trade. Political risks may include unstable governments, nationalization, restrictions on foreign ownership, laws that prevent investors from getting their money out of a country and legal systems that do not protect property rights as well as the laws of the United States. Market risks may include economies that concentrate in only a few industries, securities issues that are held by only a few investors, liquidity issues and limited trading capacity in local exchanges and the possibility that markets or issues may be manipulated by foreign nationals who have inside information.

**Foreign Currency Risk.** Because the Fund's assets may be invested in securities denominated in foreign currencies, the income received by the Fund from these investments will generally be in foreign currencies. The Fund's exposure to foreign currencies and changes in the value of foreign currencies versus the U.S. dollar may result in reduced returns for the Fund. Moreover, the Fund may incur costs in connection with conversions between U.S. dollars and foreign currencies. The value of certain foreign countries' currencies may be subject to a high degree of fluctuation. This fluctuation may be due to changes in interest rates, investors' expectations concerning inflation and interest rates, the country's debt levels and trade deficit, the effects of monetary policies issued by the United States, foreign governments, central banks or supranational entities, the imposition of currency controls or other national or global political or economic developments.

**Risk of Investing in Depositary Receipts.** The Fund may invest in depositary receipts which involve similar risks to those associated with investments in foreign securities. Depositary receipts are receipts listed on U.S. or foreign exchanges issued by banks or trust companies that entitle the holder to all dividends and capital gains that are paid out on the underlying foreign shares. Investments in depositary receipts may be less liquid than the underlying shares in their primary trading market and, if not included in the Solar Energy Index, may negatively affect the Fund's ability to replicate the performance of the Solar Energy Index.

**Risk of Investing in the Utilities Sector.** To the extent that the utilities sector continues to represent a significant portion of the Fund, the Fund will be sensitive to changes in, and its performance may depend to a greater extent on, the overall condition of the utilities sector. Companies in the utilities sector may be adversely affected by changes in exchange rates, domestic and international competition, difficulty in raising adequate amounts of capital and governmental limitation on rates charged to customers.

---

**Risk of Investing in Small- and Medium-Capitalization Companies.** Small- and medium-capitalization companies may be more volatile and more likely than large-capitalization companies to have narrower product lines, fewer financial resources, less management depth and experience and less competitive strength. In addition, these companies often have greater price volatility, lower trading volume and less liquidity than larger more established companies. Returns on investments in securities of small-capitalization and medium-capitalization companies could trail the returns on investments in securities of large-capitalization companies.

**Risk of Cash Transactions.** Unlike other exchange-traded funds (“ETFs”), the Fund expects to effect its creations and redemptions partially for cash, rather than in-kind securities. Therefore, it may be required to sell portfolio securities and subsequently recognize gains on such sales that the Fund might not have recognized if it were to distribute portfolio securities in kind. As such, investments in Shares may be less tax-efficient than an investment in a conventional ETF.

**Equity Securities Risk.** The value of the equity securities held by the Fund may fall due to general market and economic conditions, perceptions regarding the markets in which the issuers of securities held by the Fund participate, or factors relating to specific issuers in which the Fund invests. Equity securities are subordinated to preferred securities and debt in a company’s capital structure with respect to priority in right to a share of corporate income, and therefore will be subject to greater dividend risk than preferred securities or debt instruments. In addition, while broad market measures of equity securities have historically generated higher average returns than fixed income securities, equity securities have generally also experienced significantly more volatility in those returns, although under certain market conditions fixed income securities may have comparable or greater price volatility.

**Market Risk.** The prices of the securities in the Fund are subject to the risks associated with investing in the securities market, including general economic conditions and sudden and unpredictable drops in value. An investment in the Fund may lose money.

**Operational Risk.** The Fund is exposed to operational risk arising from a number of factors, including, but not limited to, human error, processing and communication errors, errors of the Fund’s service providers, counterparties or other third parties, failed or inadequate processes and technology or system failures.

**Index Tracking Risk.** The Fund’s return may not match the return of the Solar Energy Index for a number of reasons. For example, the Fund incurs a number of operating expenses not applicable to the Solar Energy Index and incurs costs associated with buying and selling securities, especially when rebalancing the Fund’s securities holdings to reflect changes in the composition of the Solar Energy Index and raising cash to meet redemptions or deploying cash in connection with newly created Creation Units (defined herein), which are not factored into the return of the Solar Energy Index. Transaction costs, including brokerage costs, will decrease the Fund’s net asset value (“NAV”) to the extent not offset by the transaction fee payable by an Authorized Participant (“AP”). Market disruptions and regulatory restrictions could have an adverse effect on the Fund’s ability to adjust its exposure to the required levels in order to track the Solar Energy Index. Errors in the Solar Energy Index data, the Solar Energy Index computations and/or the construction of the Solar Energy Index in accordance with its methodology may occur from time to time and may not be identified and corrected by the Solar Energy Index provider for a period of time or at all, which may have an adverse impact on the Fund and its shareholders. In addition, the Fund may not invest in certain securities included in the Solar Energy Index, or invest in them in the exact proportions in which they are represented in the Solar Energy Index, due to legal restrictions or limitations imposed by the governments of certain countries, certain NYSE Arca, Inc. (“NYSE Arca”) listing standards, a lack of liquidity on stock exchanges in which such securities trade, potential adverse tax consequences or other regulatory reasons (such as diversification requirements). The Fund may value certain of its investments and/or underlying currencies based on fair value prices. To the extent the Fund calculates its NAV based on fair value prices and the value of the Solar Energy Index is based on securities’ closing prices on local foreign markets (*i.e.*, the value of the Solar Energy Index is not based on fair value prices), the Fund’s ability to track the Solar Energy Index may be adversely affected. The Fund may also need to rely on borrowings to meet redemptions, which may lead to increased expenses. For tax efficiency purposes, the Fund may sell certain securities, and such sale may cause the Fund to realize a loss and deviate from the performance of the Solar Energy Index. In light of the factors discussed above, the Fund’s return may deviate significantly from the return of the Solar Energy Index.

**Authorized Participant Concentration Risk.** The Fund may have a limited number of financial institutions that act as APs, none of which are obligated to engage in creation and/or redemption transactions. To the extent that those APs exit the business, or are unable to or choose not to process creation and/or redemption orders, and no other AP is able to step forward to create and redeem, there may be a significantly diminished trading market for Shares or Shares may trade like closed-end funds at a discount (or premium) to NAV and possibly face trading halts and/or de-listing. The AP concentration risk may be heightened in scenarios where APs have limited or diminished access to the capital required to post collateral.

**No Guarantee of Active Trading Market.** While Shares are listed on NYSE Arca there can be no assurance that an active trading market for the Shares will be maintained. Further, secondary markets may be subject to irregular trading activity, wide bid/ask spreads and extended trade settlement periods in times of market stress because market makers and APs may step away from making a market in the Shares and in executing creation and redemption orders, which could cause a material deviation in the Fund's market price from its NAV.

**Trading Issues.** Trading in Shares on NYSE Arca may be halted due to market conditions or for reasons that, in the view of NYSE Arca, make trading in Shares inadvisable. In addition, trading in Shares on NYSE Arca is subject to trading halts caused by extraordinary market volatility pursuant to NYSE Arca's "circuit breaker" rules. There can be no assurance that the requirements of NYSE Arca necessary to maintain the listing of the Fund will continue to be met or will remain unchanged.

**Replication Management Risk.** An investment in the Fund involves risks similar to those of investing in any fund of equity securities traded on an exchange, such as market fluctuations caused by such factors as economic and political developments, changes in interest rates and perceived trends in security prices. However, because the Fund is not "actively" managed, unless a specific security is removed from the Solar Energy Index, the Fund generally would not sell a security because the security's issuer was in financial trouble. Therefore, the Fund's performance could be lower than funds that may actively shift their portfolio assets to take advantage of market opportunities or to lessen the impact of a market decline or a decline in the value of one or more issuers.

**Fund Shares Trading, Premium/Discount Risk and Liquidity of Fund Shares.** The market price of the Shares may fluctuate in response to the Fund's NAV, the intraday value of the Fund's holdings and supply and demand for Shares. The Adviser cannot predict whether Shares will trade above, below, or at their most recent NAV. Disruptions to creations and redemptions, the existence of market volatility or potential lack of an active trading market for Shares (including through a trading halt), as well as other factors, may result in Shares trading at a significant premium or discount to NAV or to the intraday value of the Fund's holdings. If a shareholder purchases Shares at a time when the market price is at a premium to the NAV or sells Shares at a time when the market price is at a discount to the NAV, the shareholder may pay significantly more or receive significantly less than the underlying value of the Shares that were bought or sold. The securities held by the Fund may be traded in markets that close at a different time than NYSE Arca. Liquidity in those securities may be reduced after the applicable closing times. Accordingly, during the time when NYSE Arca is open but after the applicable market closing, fixing or settlement times, bid-ask spreads on NYSE Arca and the resulting premium or discount to the Shares' NAV may widen. Additionally, in stressed market conditions, the market for the Fund's Shares may become less liquid in response to deteriorating liquidity in the markets for the Fund's underlying portfolio holdings.

**Non-Diversified Risk.** The Fund is classified as a "non-diversified" fund under the Investment Company Act of 1940, as amended (the "1940 Act"). Therefore, the Fund may invest a relatively high percentage of its assets in a smaller number of issuers or may invest a larger proportion of its assets in a single issuer. Moreover, the gains and losses on a single investment may have a greater impact on the Fund's NAV and may make the Fund more volatile than more diversified funds.

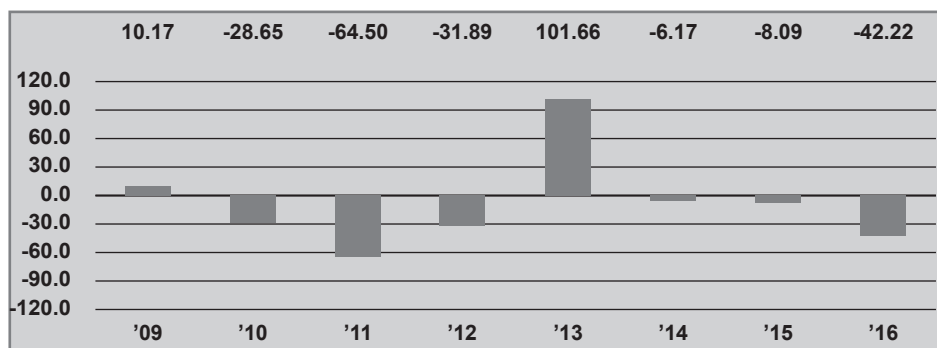
**Concentration Risk.** The Fund's assets may be concentrated in a particular sector or sectors or industry or group of industries to the extent the Solar Energy Index concentrates in a particular sector or sectors or industry or group of industries. To the extent that the Fund continues to be concentrated in solar energy companies, the Fund will be subject to the risk that economic, political or other conditions that have a negative effect on those companies will negatively impact the Fund to a greater extent than if the Fund's assets were invested in a wider variety of sectors or industries.

## PERFORMANCE

The bar chart that follows shows how the Fund performed for the calendar years shown. The table below the bar chart shows the Fund's average annual returns (before and after taxes). The bar chart and table provide an indication of the risks of investing in the Fund by comparing the Fund's performance from year to year and by showing how the Fund's average annual returns for the one year, five year and since inception periods compared with the Fund's benchmark index and a broad measure of market performance. All returns assume reinvestment of dividends and distributions. The Fund's past performance (before and after income taxes) is not necessarily indicative of how the Fund will perform in the future. Updated performance information is available online at [www.vaneck.com](http://www.vaneck.com).



## Annual Total Returns(%)—Calendar Years



**Best Quarter** 36.43% 3Q '13

**Worst Quarter** -57.57% 3Q '11

### Average Annual Total Returns for the Periods Ended December 31, 2016

The after-tax returns presented in the table below are calculated using the highest historical individual federal marginal income tax rates and do not reflect the impact of state and local taxes. Your actual after-tax returns will depend on your specific tax situation and may differ from those shown below. After-tax returns are not relevant to investors who hold shares of the Fund through tax-deferred arrangements, such as 401(k) plans or individual retirement accounts.

	Past One Year	Past Five Years	Since Inception (4/21/2008)
VanEck Vectors Solar Energy ETF (return before taxes)	-42.22%	-7.30%	-26.75%
VanEck Vectors Solar Energy ETF (return after taxes on distributions)	-43.04%	-8.00%	-27.27%
VanEck Vectors Solar Energy ETF (return after taxes on distributions and sale of Fund Shares)	-23.85%	-5.55%	-13.32%
MVIS Global Solar Energy Index (reflects no deduction for fees, expenses or taxes)*	-43.44%	-9.20%	-27.75%
S&P 500® Index (reflects no deduction for fees, expenses or taxes)	11.96%	14.66%	7.98%

\* Prior to March 18, 2013, the Fund sought to replicate an index called the Ardour Solar Energy Index<sup>SM</sup>. Therefore index data prior to March 18, 2013 reflects that of the Ardour Solar Energy Index<sup>SM</sup>. From March 18, 2013 forward, the index data reflects that of the MVIS Solar Energy Index. All index history reflects a blend of the performance of the aforementioned indexes.

## PORTFOLIO MANAGEMENT

**Investment Adviser.** Van Eck Associates Corporation.

**Portfolio Managers.** The following individuals are jointly and primarily responsible for the day-to-day management of the Fund's portfolio:

Name	Title with Adviser	Date Began Managing the Fund
Hao-Hung (Peter) Liao	Portfolio Manager	April 2008
George Chao	Portfolio Manager	April 2008

## PURCHASE AND SALE OF FUND SHARES

For important information about the purchase and sale of Fund Shares, tax information and payments to broker-dealers and other financial intermediaries, please turn to "Summary Information About Purchases and Sales of Fund Shares, Taxes and Payments to Broker-Dealers and Other Financial Intermediaries" on page 80 of this Prospectus.

**SUMMARY INFORMATION**

**INVESTMENT OBJECTIVE**

VanEck Vectors® Steel ETF (the “Fund”) seeks to replicate as closely as possible, before fees and expenses, the price and yield performance of the NYSE Arca Steel Index (the “Steel Index”).

**FUND FEES AND EXPENSES**

The following tables describe the fees and expenses that you may pay if you buy and hold shares of the Fund (“Shares”).

<b>Shareholder Fees</b> <i>(fees paid directly from your investment)</i>	None
--	------

**Annual Fund Operating Expenses**

*(expenses that you pay each year as a percentage of the value of your investment)*

Management Fee	0.50%
Other Expenses	<u>0.10%</u>
Total Annual Fund Operating Expenses <sup>(a)</sup>	0.60%
Fee Waivers and Expense Reimbursement <sup>(a)</sup>	<u>-0.05%</u>
Total Annual Fund Operating Expenses After Fee Waiver and Expense Reimbursement <sup>(a)</sup>	0.55%

<sup>(a)</sup> Van Eck Associates Corporation (the “Adviser”) has agreed to waive fees and/or pay Fund expenses to the extent necessary to prevent the operating expenses of the Fund (excluding acquired fund fees and expenses, interest expense, trading expenses, taxes and extraordinary expenses) from exceeding 0.55% of the Fund’s average daily net assets per year until at least May 1, 2018. During such time, the expense limitation is expected to continue until the Fund’s Board of Trustees acts to discontinue all or a portion of such expense limitation.

**EXPENSE EXAMPLE**

This example is intended to help you compare the cost of investing in the Fund with the cost of investing in other funds. This example does not take into account brokerage commissions that you pay when purchasing or selling Shares of the Fund.

The example assumes that you invest \$10,000 in the Fund for the time periods indicated and then redeem all of your Shares at the end of those periods. The example also assumes that your investment has a 5% annual return and that the Fund’s operating expenses remain the same (except that the example incorporates the fee waiver and/or expense reimbursement arrangement for only the first year). Although your actual costs may be higher or lower, based on these assumptions, your costs would be:

YEAR	EXPENSES
1	\$ 56
3	\$187
5	\$330
10	\$745

**PORTFOLIO TURNOVER**

The Fund will pay transaction costs, such as commissions, when it purchases and sells securities (or “turns over” its portfolio). A higher portfolio turnover will cause the Fund to incur additional transaction costs and may result in higher taxes when Fund Shares are held in a taxable account. These costs, which are not reflected in annual fund operating expenses or in the example, may affect the Fund’s performance. During the most recent fiscal year, the Fund’s portfolio turnover rate was 20% of the average value of its portfolio.

**PRINCIPAL INVESTMENT STRATEGIES**

The Fund normally invests at least 80% of its total assets in common stocks and depositary receipts of companies involved in the steel sector. Such companies may include small- and medium-capitalization companies and foreign and emerging market issuers. As of December 31, 2016, the Steel Index included 26 securities of companies with a market capitalization range of between approximately \$141 million and \$53.6 billion and a weighted average market capitalization of \$19.7 billion. As of December 31, 2016, approximately 22% and 32% of the Fund’s investments consisted of securities of Brazilian and

---

European issuers, respectively. These amounts are subject to change. The Fund's 80% investment policy is non-fundamental and may be changed without shareholder approval upon 60 days' prior written notice to shareholders.

The Fund, using a "passive" or indexing investment approach, attempts to approximate the investment performance of the Steel Index by investing in a portfolio of securities that generally replicates the Steel Index. Unlike many investment companies that try to "beat" the performance of a benchmark index, the Fund does not try to "beat" the Steel Index and does not seek temporary defensive positions when markets decline or appear overvalued. Indexing may eliminate the chance that the Fund will substantially outperform the Steel Index but also may reduce some of the risks of active management, such as poor security selection. Indexing seeks to achieve lower costs and better after-tax performance by keeping portfolio turnover low in comparison to actively managed investment companies. The Fund normally invests at least 80% of its total assets in securities that comprise the Steel Index.

The Fund is classified as a non-diversified fund and, therefore, may invest a greater percentage of its assets in a particular issuer. The Fund may concentrate its investments in a particular industry or group of industries to the extent that the Steel Index concentrates in an industry or group of industries. As of December 31, 2016, the Steel Index was concentrated in steel companies and the basic materials sector.

#### **PRINCIPAL RISKS OF INVESTING IN THE FUND**

**Investors in the Fund should be willing to accept a high degree of volatility in the price of the Fund's Shares and the possibility of significant losses. An investment in the Fund involves a substantial degree of risk. An investment in the Fund is not a deposit with a bank and is not insured or guaranteed by the Federal Deposit Insurance Corporation or any other government agency. Therefore, you should consider carefully the following risks before investing in the Fund, each of which could significantly and adversely affect the value of an investment in the Fund.**

**Risk of Investing in Steel Companies.** The Fund will be sensitive to changes in, and its performance will depend to a greater extent on, the overall condition of the steel sector. Competitive pressures may have a significant effect on the financial condition of such companies in the steel sector. Also, these companies are highly dependent on the price of steel. These prices may fluctuate substantially over short periods of time, so the Fund's Share price may be more volatile than other types of investments. These companies are also affected by changes in government regulation, world events and economic conditions. Companies involved in the steel sector may benefit from government subsidies or certain trade protections. If those subsidies or trade protections are reduced or removed, the profits of companies engaged in the steel sector may be affected, potentially drastically. In addition, these companies are at risk for environmental damage claims.

**Special Risk Considerations of Investing in Brazilian Issuers.** The Brazilian economy has been characterized by frequent, and occasionally drastic, interventions by the Brazilian government, including the imposition of wage and price controls, exchange controls, limiting imports and other measures. The Brazilian government has often changed monetary, taxation, credit, trade and other policies to influence the core of Brazil's economy. Investments in Brazilian securities may be subject to certain restrictions on foreign investment. Brazil has historically experienced high rates of inflation and a high level of debt, each of which may constrain economic growth. Despite rapid development in recent years, Brazil still suffers from high levels of corruption, crime and income disparity. The Brazilian economy is also heavily dependent upon commodity prices and international trade. Unanticipated political or social developments may result in sudden and significant investment losses. An increase in prices for commodities, such as petroleum, the depreciation of the Brazilian real and future governmental measures seeking to maintain the value of the Brazilian real in relation to the U.S. dollar, may trigger increases in inflation in Brazil and may slow the rate of growth of the Brazilian economy.

**Special Risk Considerations of Investing in European Issuers.** The Fund may invest in securities issued by European issuers and, accordingly, may be subject to the risk of investing in such issuers. Investment in securities of issuers in Europe involves risks and special considerations not typically associated with investment in the U.S. securities markets. The Economic and Monetary Union ("EMU") of the European Union ("EU") requires member countries to comply with restrictions on inflation rates, deficits, interest rates, debt levels and fiscal and monetary controls, each of which may significantly affect every country in Europe. Decreasing imports or exports, changes in governmental or EU regulations on trade, changes in the exchange rate of the euro, the default or threat of default by an EU member country on its sovereign debt, and/or an economic recession in an EU member country may have a significant adverse effect on the economies of EU member countries and on major trading partners outside Europe. The European financial markets have recently experienced volatility and have been adversely affected by concerns about economic downturns, credit rating downgrades, rising government debt levels and possible default on or restructuring of government debt in several European countries, including Greece, Ireland, Italy, Portugal and Spain. These events have adversely affected the value and exchange rate of the euro and may continue to significantly affect the economies of every country in Europe, including EU member countries that do not use the euro and non-EU member countries. In addition, in a referendum held on June 23, 2016, voters in the United Kingdom ("UK") voted to leave the EU,

creating economic and political uncertainty in its wake. On March 29, 2017, the UK formally triggered the process of leaving the EU by invoking Article 50 of the Treaty on European Union. Significant uncertainty exists regarding the timing of the UK's withdrawal from the EU and the effects such withdrawal will have on the euro, European economies and global markets.

**Risk of Investing in Foreign Securities.** Investments in the securities of foreign issuers involve risks beyond those associated with investments in U.S. securities. These additional risks include greater market volatility, the availability of less reliable financial information, higher transactional and custody costs, taxation by foreign governments, decreased market liquidity and political instability. Because certain foreign securities markets may be limited in size, the activity of large traders may have an undue influence on the prices of securities that trade in such markets. The Fund invests in securities of issuers located in countries whose economies are heavily dependent upon trading with key partners. Any reduction in this trading may have an adverse impact on the Fund's investments. The risks of investing in emerging market countries are greater than risks associated with investments in foreign developed countries.

**Risk of Investing in Emerging Market Issuers.** Investments in securities of emerging market issuers are exposed to a number of risks that may make these investments volatile in price or difficult to trade. Political risks may include unstable governments, nationalization, restrictions on foreign ownership, laws that prevent investors from getting their money out of a country and legal systems that do not protect property rights as well as the laws of the United States. Market risks may include economies that concentrate in only a few industries, securities issues that are held by only a few investors, liquidity issues and limited trading capacity in local exchanges and the possibility that markets or issues may be manipulated by foreign nationals who have inside information.

**Foreign Currency Risk.** Because the Fund's assets may be invested in securities denominated in foreign currencies, the income received by the Fund from these investments will generally be in foreign currencies. The Fund's exposure to foreign currencies and changes in the value of foreign currencies versus the U.S. dollar may result in reduced returns for the Fund. Moreover, the Fund may incur costs in connection with conversions between U.S. dollars and foreign currencies. The value of certain foreign countries' currencies may be subject to a high degree of fluctuation. This fluctuation may be due to changes in interest rates, investors' expectations concerning inflation and interest rates, the country's debt levels and trade deficit, the effects of monetary policies issued by the United States, foreign governments, central banks or supranational entities, the imposition of currency controls or other national or global political or economic developments.

**Risk of Investing in Depositary Receipts.** The Fund may invest in depositary receipts which involve similar risks to those associated with investments in foreign securities. Depositary receipts are receipts listed on U.S. or foreign exchanges issued by banks or trust companies that entitle the holder to all dividends and capital gains that are paid out on the underlying foreign shares. Investments in depositary receipts may be less liquid than the underlying shares in their primary trading market and, if not included in the Steel Index, may negatively affect the Fund's ability to replicate the performance of the Steel Index.

**Risk of Investing in the Basic Materials Sector.** To the extent that the Fund continues to be concentrated in the basic materials sector, the Fund will be sensitive to changes in, and its performance will depend to a greater extent on, the overall condition of the basic materials sector. Companies engaged in the production and distribution of basic materials may be adversely affected by changes in world events, political and economic conditions, energy conservation, environmental policies, commodity price volatility, changes in exchange rates, imposition of import controls, increased competition, depletion of resources and labor relations.

**Risk of Investing in Small- and Medium-Capitalization Companies.** Small- and medium-capitalization companies may be more volatile and more likely than large-capitalization companies to have narrower product lines, fewer financial resources, less management depth and experience and less competitive strength. In addition, these companies often have greater price volatility, lower trading volume and less liquidity than larger more established companies. Returns on investments in securities of small-capitalization and medium-capitalization companies could trail the returns on investments in securities of large-capitalization companies.

**Equity Securities Risk.** The value of the equity securities held by the Fund may fall due to general market and economic conditions, perceptions regarding the markets in which the issuers of securities held by the Fund participate, or factors relating to specific issuers in which the Fund invests. Equity securities are subordinated to preferred securities and debt in a company's capital structure with respect to priority in right to a share of corporate income, and therefore will be subject to greater dividend risk than preferred securities or debt instruments. In addition, while broad market measures of equity securities have historically generated higher average returns than fixed income securities, equity securities have generally also experienced significantly more volatility in those returns, although under certain market conditions fixed income securities may have comparable or greater price volatility.

---

**Market Risk.** The prices of the securities in the Fund are subject to the risks associated with investing in the securities market, including general economic conditions and sudden and unpredictable drops in value. An investment in the Fund may lose money.

**Operational Risk.** The Fund is exposed to operational risk arising from a number of factors, including, but not limited to, human error, processing and communication errors, errors of the Fund's service providers, counterparties or other third parties, failed or inadequate processes and technology or system failures.

**Index Tracking Risk.** The Fund's return may not match the return of the Steel Index for a number of reasons. For example, the Fund incurs a number of operating expenses not applicable to the Steel Index and incurs costs associated with buying and selling securities, especially when rebalancing the Fund's securities holdings to reflect changes in the composition of the Steel Index, which are not factored into the return of the Steel Index. Transaction costs, including brokerage costs, will decrease the Fund's net asset value ("NAV") to the extent not offset by the transaction fee payable by an Authorized Participant ("AP"). Market disruptions and regulatory restrictions could have an adverse effect on the Fund's ability to adjust its exposure to the required levels in order to track the Steel Index. Errors in the Steel Index data, the Steel Index computations and/or the construction of the Steel Index in accordance with its methodology may occur from time to time and may not be identified and corrected by the Steel Index provider for a period of time or at all, which may have an adverse impact on the Fund and its shareholders. In addition, the Fund may not invest in certain securities included in the Steel Index, or invest in them in the exact proportions in which they are represented in the Steel Index, due to legal restrictions or limitations imposed by the governments of certain countries, certain NYSE Arca, Inc. ("NYSE Arca") listing standards, a lack of liquidity on stock exchanges in which such securities trade, potential adverse tax consequences or other regulatory reasons (such as diversification requirements). The Fund may value certain of its investments and/or underlying currencies based on fair value prices. To the extent the Fund calculates its NAV based on fair value prices and the value of the Steel Index is based on securities' closing prices on local foreign markets (*i.e.*, the value of the Steel Index is not based on fair value prices), the Fund's ability to track the Steel Index may be adversely affected. The Fund may also need to rely on borrowings to meet redemptions, which may lead to increased expenses. For tax efficiency purposes, the Fund may sell certain securities, and such sale may cause the Fund to realize a loss and deviate from the performance of the Steel Index. In light of the factors discussed above, the Fund's return may deviate significantly from the return of the Steel Index.

**Authorized Participant Concentration Risk.** The Fund may have a limited number of financial institutions that act as APs, none of which are obligated to engage in creation and/or redemption transactions. To the extent that those APs exit the business, or are unable to or choose not to process creation and/or redemption orders, and no other AP is able to step forward to create and redeem, there may be a significantly diminished trading market for Shares or Shares may trade like closed-end funds at a discount (or premium) to NAV and possibly face trading halts and/or de-listing. The AP concentration risk may be heightened in scenarios where APs have limited or diminished access to the capital required to post collateral.

**No Guarantee of Active Trading Market.** While Shares are listed on NYSE Arca there can be no assurance that an active trading market for the Shares will be maintained. Further, secondary markets may be subject to irregular trading activity, wide bid/ask spreads and extended trade settlement periods in times of market stress because market makers and APs may step away from making a market in the Shares and in executing creation and redemption orders, which could cause a material deviation in the Fund's market price from its NAV.

**Trading Issues.** Trading in Shares on NYSE Arca may be halted due to market conditions or for reasons that, in the view of NYSE Arca, make trading in Shares inadvisable. In addition, trading in Shares on NYSE Arca is subject to trading halts caused by extraordinary market volatility pursuant to NYSE Arca's "circuit breaker" rules. There can be no assurance that the requirements of NYSE Arca necessary to maintain the listing of the Fund will continue to be met or will remain unchanged.

**Replication Management Risk.** An investment in the Fund involves risks similar to those of investing in any fund of equity securities traded on an exchange, such as market fluctuations caused by such factors as economic and political developments, changes in interest rates and perceived trends in security prices. However, because the Fund is not "actively" managed, unless a specific security is removed from the Steel Index, the Fund generally would not sell a security because the security's issuer was in financial trouble. Therefore, the Fund's performance could be lower than funds that may actively shift their portfolio assets to take advantage of market opportunities or to lessen the impact of a market decline or a decline in the value of one or more issuers.

**Fund Shares Trading, Premium/Discount Risk and Liquidity of Fund Shares.** The market price of the Shares may fluctuate in response to the Fund's NAV, the intraday value of the Fund's holdings and supply and demand for Shares. The Adviser cannot predict whether Shares will trade above, below, or at their most recent NAV. Disruptions to creations and redemptions, the existence of market volatility or potential lack of an active trading market for Shares (including through a trading halt), as well as other factors, may result in Shares trading at a significant premium or discount to NAV or to the

intraday value of the Fund’s holdings. If a shareholder purchases Shares at a time when the market price is at a premium to the NAV or sells Shares at a time when the market price is at a discount to the NAV, the shareholder may pay significantly more or receive significantly less than the underlying value of the Shares that were bought or sold. The securities held by the Fund may be traded in markets that close at a different time than NYSE Arca. Liquidity in those securities may be reduced after the applicable closing times. Accordingly, during the time when NYSE Arca is open but after the applicable market closing, fixing or settlement times, bid-ask spreads on NYSE Arca and the resulting premium or discount to the Shares’ NAV may widen. Additionally, in stressed market conditions, the market for the Fund’s Shares may become less liquid in response to deteriorating liquidity in the markets for the Fund’s underlying portfolio holdings.

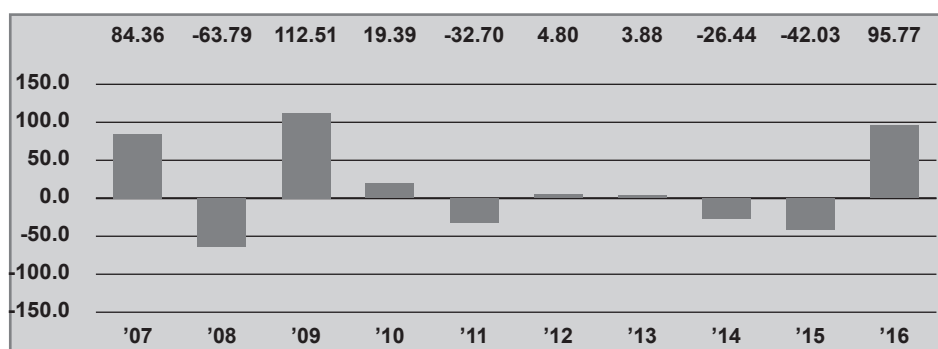
**Non-Diversified Risk.** The Fund is classified as a “non-diversified” fund under the Investment Company Act of 1940, as amended (the “1940 Act”). Therefore, the Fund may invest a relatively high percentage of its assets in a smaller number of issuers or may invest a larger proportion of its assets in a single issuer. Moreover, the gains and losses on a single investment may have a greater impact on the Fund’s NAV and may make the Fund more volatile than more diversified funds.

**Concentration Risk.** The Fund’s assets may be concentrated in a particular sector or sectors or industry or group of industries to the extent the Steel Index concentrates in a particular sector or sectors or industry or group of industries. To the extent that the Fund continues to be concentrated in steel companies and the basic materials sector, the Fund will be subject to the risk that economic, political or other conditions that have a negative effect on those companies and that sector will negatively impact the Fund to a greater extent than if the Fund’s assets were invested in a wider variety of sectors or industries.

**PERFORMANCE**

The bar chart that follows shows how the Fund performed for the calendar years shown. The table below the bar chart shows the Fund’s average annual returns (before and after taxes). The bar chart and table provide an indication of the risks of investing in the Fund by comparing the Fund’s performance from year to year and by showing how the Fund’s average annual returns for the one year, five year and ten year periods compared with the Fund’s benchmark index and a broad measure of market performance. All returns assume reinvestment of dividends and distributions. The Fund’s past performance (before and after income taxes) is not necessarily indicative of how the Fund will perform in the future. Updated performance information is available online at [www.vaneck.com](http://www.vaneck.com).

**Annual Total Returns(%)—Calendar Years**



<b>Best Quarter</b>	53.31%	2Q '09
<b>Worst Quarter</b>	-50.25%	3Q '08



---

### Average Annual Total Returns for the Periods Ended December 31, 2016

The after-tax returns presented in the table below are calculated using the highest historical individual federal marginal income tax rates and do not reflect the impact of state and local taxes. Your actual after-tax returns will depend on your specific tax situation and may differ from those shown below. After-tax returns are not relevant to investors who hold shares of the Fund through tax-deferred arrangements, such as 401(k) plans or individual retirement accounts.

	Past One Year	Past Five Years	Past Ten Years
VanEck Vectors Steel ETF (return before taxes)	95.77%	-1.89%	0.35%
VanEck Vectors Steel ETF (return after taxes on distributions)	95.16%	-2.79%	-0.32%
VanEck Vectors Steel ETF (return after taxes on distributions and sale of Fund Shares)	54.48%	-1.75%	0.14%
NYSE Arca Steel Index (reflects no deduction for fees, expenses or taxes)	94.86%	-1.77%	0.58%
S&P 500 <sup>®</sup> Index (reflects no deduction for fees, expenses or taxes)	11.96%	14.66%	6.95%

### PORTFOLIO MANAGEMENT

**Investment Adviser.** Van Eck Associates Corporation.

**Portfolio Managers.** The following individuals are jointly and primarily responsible for the day-to-day management of the Fund's portfolio:

Name	Title with Adviser	Date Began Managing the Fund
Hao-Hung (Peter) Liao	Portfolio Manager	October 2006
George Chao	Portfolio Manager	December 2007

### PURCHASE AND SALE OF FUND SHARES

For important information about the purchase and sale of Fund Shares, tax information and payments to broker-dealers and other financial intermediaries, please turn to "Summary Information About Purchases and Sales of Fund Shares, Taxes and Payments to Broker-Dealers and Other Financial Intermediaries" on page 80 of this Prospectus.

**SUMMARY INFORMATION**

**INVESTMENT OBJECTIVE**

VanEck Vectors® Unconventional Oil & Gas ETF (the “Fund”) seeks to replicate as closely as possible, before fees and expenses, the price and yield performance of the MVIS™ Global Unconventional Oil & Gas Index (the “Oil & Gas Index”).

**FUND FEES AND EXPENSES**

The following tables describe the fees and expenses that you may pay if you buy and hold shares of the Fund (“Shares”).

<b>Shareholder Fees</b> <i>(fees paid directly from your investment)</i>	None
--	------

**Annual Fund Operating Expenses**

*(expenses that you pay each year as a percentage of the value of your investment)*

Management Fee	0.50%
Other Expenses	0.21%
Total Annual Fund Operating Expenses <sup>(a)</sup>	0.71%
Fee Waivers and Expense Reimbursement <sup>(a)</sup>	-0.17%
Total Annual Fund Operating Expenses After Fee Waiver and Expense Reimbursement <sup>(a)</sup>	0.54%

<sup>(a)</sup> Van Eck Associates Corporation (the “Adviser”) has agreed to waive fees and/or pay Fund expenses to the extent necessary to prevent the operating expenses of the Fund (excluding acquired fund fees and expenses, interest expense, trading expenses, taxes and extraordinary expenses) from exceeding 0.54% of the Fund’s average daily net assets per year until at least May 1, 2018. During such time, the expense limitation is expected to continue until the Fund’s Board of Trustees acts to discontinue all or a portion of such expense limitation.

**EXPENSE EXAMPLE**

This example is intended to help you compare the cost of investing in the Fund with the cost of investing in other funds. This example does not take into account brokerage commissions that you pay when purchasing or selling Shares of the Fund.

The example assumes that you invest \$10,000 in the Fund for the time periods indicated and then redeem all of your Shares at the end of those periods. The example also assumes that your investment has a 5% annual return and that the Fund’s operating expenses remain the same (except that the example incorporates the fee waiver and/or expense reimbursement arrangement for only the first year). Although your actual costs may be higher or lower, based on these assumptions, your costs would be:

<u>YEAR</u>	<u>EXPENSES</u>
1	\$ 55
3	\$210
5	\$378
10	\$867

**PORTFOLIO TURNOVER**

The Fund will pay transaction costs, such as commissions, when it purchases and sells securities (or “turns over” its portfolio). A higher portfolio turnover will cause the Fund to incur additional transaction costs and may result in higher taxes when Fund Shares are held in a taxable account. These costs, which are not reflected in annual fund operating expenses or in the example, may affect the Fund’s performance. During the most recent fiscal year, the Fund’s portfolio turnover rate was 23% of the average value of its portfolio.

**PRINCIPAL INVESTMENT STRATEGIES**

The Fund normally invests at least 80% of its total assets in securities that comprise the Fund’s benchmark index. The Oil & Gas Index includes securities of companies involved in the exploration, development, extraction and/or production of unconventional oil and natural gas. The Oil & Gas Index contains companies that generate at least 50% of their revenues from unconventional oil and gas or that have properties with the potential to generate at least 50% of their revenues from unconventional oil and gas. Such companies may include medium-capitalization companies and foreign issuers. Unconventional oil and natural gas includes coal bed methane, coal seam gas, shale oil, shale gas, tight natural gas, tight oil,

---

tight sands, in situ oil sands and enhanced oil recovery (EOR). Unconventional oil and natural gas sources may be geographically extensive or deeply embedded in underground rock formations and are difficult to extract profitably without the use of new or developing technologies. Developing technologies include, among others, hydraulic fracturing (process of creating or expanding cracks in underground rock formations by pumping a high pressure mixture of water, sand and/or other additives into them) and horizontal drilling (method of drilling a well to reach a reservoir that is not directly beneath the drilling site). As of December 31, 2016, the Oil & Gas Index included 45 securities of companies with a market capitalization range of between approximately \$2.3 billion and \$58.3 billion and a weighted average market capitalization of \$22.7 billion. As of December 31, 2016, approximately 17% of the Fund's investments consisted of securities of Canadian issuers. These amounts are subject to change. The Fund's 80% investment policy is non-fundamental and may be changed without shareholder approval upon 60 days' prior written notice to shareholders.

The Fund, using a "passive" or indexing investment approach, attempts before fees and expenses to approximate the investment performance of the Oil & Gas Index by investing in a portfolio of securities that generally replicates the Oil & Gas Index. Unlike many investment companies that try to "beat" the performance of a benchmark index, the Fund does not try to "beat" the Oil & Gas Index and does not seek temporary defensive positions when markets decline or appear overvalued. Indexing may eliminate the chance that the Fund will substantially outperform the Oil & Gas Index but also may reduce some of the risks of active management, such as poor security selection. Indexing seeks to achieve lower costs and better after-tax performance by keeping portfolio turnover low in comparison to actively managed investment companies.

The Fund is classified as a non-diversified fund and, therefore, may invest a greater percentage of its assets in a particular issuer. The Fund will concentrate its investments in a particular industry or group of industries to the extent that the Oil & Gas Index concentrates in an industry or group of industries. As of December 31, 2016, the Oil & Gas Index was concentrated in oil and gas companies.

#### **PRINCIPAL RISKS OF INVESTING IN THE FUND**

**Investors in the Fund should be willing to accept a high degree of volatility in the price of the Fund's Shares and the possibility of significant losses. An investment in the Fund involves a substantial degree of risk. An investment in the Fund is not a deposit with a bank and is not insured or guaranteed by the Federal Deposit Insurance Corporation or any other government agency. Therefore, you should consider carefully the following risks before investing in the Fund, each of which could significantly and adversely affect the value of an investment in the Fund.**

**Risk of Investing in Oil and Gas Companies.** The profitability of companies in the oil and gas industry is related to worldwide energy prices, including all sources of energy, and exploration and production spending. The price of energy, the earnings of companies in the oil and gas industry, and the value of such companies' securities can be extremely volatile. Additionally, the price of oil has also recently experienced significant volatility and has declined significantly, which may materially impact companies operating in the oil and gas industry. Such companies are also subject to risks of changes in commodity prices, interest rates, exchange rates and the price of oil and gas, government regulation, the imposition of import controls, world events, friction with certain oil-producing countries and between the governments of the United States and other major exporters of oil to the United States, negative perception, depletion of resources, development of alternative energy sources, energy conservation, technological developments, labor relations and general economic conditions, as well as market, economic and political risks of the countries where oil and gas companies are located or do business. Oil and gas companies operate in a highly competitive and cyclical industry, with intense price competition. Recently, oil prices continue to remain at low levels following a significant decrease. Oil prices are subject to significant volatility, which may adversely impact companies operating in the oil and gas industry. A significant portion of their revenues may depend on a relatively small number of customers, including governmental entities and utilities.

The oil and gas industry is exposed to significant and numerous operating hazards. Oil and gas equipment and services, as well as oil and gas exploration and production, can be significantly affected by natural disasters and adverse weather conditions in the regions in which they operate. The revenues of oil and gas companies may be negatively affected by contract termination and renegotiation. Oil and gas companies are subject to, and may be adversely affected by, extensive federal, state, local and foreign laws, rules and regulations. Oil exploration and production companies may also be adversely affected by environmental damage claims. The international operations of oil and gas companies expose them to risks associated with instability and changes in economic and political conditions, foreign currency fluctuations, changes in foreign regulations and other risks inherent to international business. Such companies may also have significant capital investments or operations in emerging market countries, which may increase these risks.

**Risk of Investing in Unconventional Oil and Gas.** Investments in companies engaged in activities related to the exploration and production, development, extraction, production and/or refining of unconventional oil and natural gas involve risks in addition to those related to the oil and gas industry. New or emerging oil and gas resource development projects have limited

or no production history. Unconventional oil and gas properties are subject to customary royalty interests, liens incidental to operating agreements, tax liens and other burdens, encumbrances, easements or restrictions. The marketability of unconventional oil and gas production depends in large part on the availability, proximity and capacity of pipeline systems owned by third parties. The use of methods such as hydraulic fracturing may be subject to new or different regulation in the future and the Environmental Protection Agency (“EPA”) has asserted its interest to study and regulate the practice, and in 2015, Federal regulations were passed to impose certain regulations on hydraulic fracturing. In addition, the regulation of hydraulic fracturing is conducted at the state level through permitting and other compliance requirements. Any future federal regulations that may be imposed on hydraulic fracturing could result in additional permitting and disclosure requirements (including of substances used in the fracturing process) and in additional operating restrictions. Some states and local governments have considered imposing various conditions and restrictions on drilling and completion operations, which could lead to operational delays and increased costs and, moreover, could delay or effectively prevent the development of oil and gas from formations that would not be economically viable without the use of hydraulic fracturing. The use of hydraulic fracturing may produce certain wastes that are not subject to federal regulations governing hazardous wastes, though they may be regulated under other federal and state laws. These wastes may in the future be designated as hazardous wastes and may thus become subject to more rigorous and costly compliance and disposal requirements.

**Special Risk Considerations of Investing in Canadian Issuers.** The Canadian economy is very dependent on the demand for, and supply and price of, natural resources. The Canadian market is relatively concentrated in issuers involved in the production and distribution of natural resources. There is a risk that any changes in natural resources sectors could have an adverse impact on the Canadian economy. Additionally, the Canadian economy is heavily dependent on relationships with certain key trading partners, including the United States, countries in the European Union and China. Because the United States is Canada’s largest trading partner and foreign investor, the Canadian economy is dependent on and may be significantly affected by the U.S. economy. Reduction in spending on Canadian products and services or changes in the U.S. economy may adversely impact the Canadian economy. Since the implementation of the North American Free Trade Agreement (“NAFTA”) in 1994, total two-way merchandise trade between the United States and Canada has more than doubled. To further this relationship, all three NAFTA countries entered into The Security and Prosperity Partnership of North America in March 2005, which addressed economic and security related issues. These agreements may further increase Canada’s dependency on the U.S. economy. Uncertainty as to the future of NAFTA may cause a decline in the value of the Fund’s Shares. Past periodic demands by the Province of Quebec for sovereignty have significantly affected equity valuations and foreign currency movements in the Canadian market and such demands may continue to have this effect in the future. In addition, certain sectors of Canada’s economy may be subject to foreign ownership limitations. This may negatively impact the Fund’s ability to invest in Canadian issuers and to track the Oil & Gas Index.

**Risk of Investing in Foreign Securities.** Investments in the securities of foreign issuers involve risks beyond those associated with investments in U.S. securities. These additional risks include greater market volatility, the availability of less reliable financial information, higher transactional and custody costs, taxation by foreign governments, decreased market liquidity and political instability. Because certain foreign securities markets may be limited in size, the activity of large traders may have an undue influence on the prices of securities that trade in such markets. The Fund invests in securities of issuers located in countries whose economies are heavily dependent upon trading with key partners. Any reduction in this trading may have an adverse impact on the Fund’s investments.

**Foreign Currency Risk.** Because the Fund’s assets may be invested in securities denominated in foreign currencies, the income received by the Fund from these investments will generally be in foreign currencies. The Fund’s exposure to foreign currencies and changes in the value of foreign currencies versus the U.S. dollar may result in reduced returns for the Fund. Moreover, the Fund may incur costs in connection with conversions between U.S. dollars and foreign currencies. The value of certain foreign countries’ currencies may be subject to a high degree of fluctuation. This fluctuation may be due to changes in interest rates, investors’ expectations concerning inflation and interest rates, the country’s debt levels and trade deficit, the effects of monetary policies issued by the United States, foreign governments, central banks or supranational entities, the imposition of currency controls or other national or global political or economic developments.

**Risk of Investing in Depositary Receipts.** The Fund may invest in depositary receipts which involve similar risks to those associated with investments in foreign securities. Depositary receipts are receipts listed on U.S. or foreign exchanges issued by banks or trust companies that entitle the holder to all dividends and capital gains that are paid out on the underlying foreign shares. Investments in depositary receipts may be less liquid than the underlying shares in their primary trading market and, if not included in the Oil & Gas Index, may negatively affect the Fund’s ability to replicate the performance of the Oil & Gas Index.

**Risk of Investing in Medium-Capitalization Companies.** Medium-capitalization companies may be more volatile and more likely than large-capitalization companies to have narrower product lines, fewer financial resources, less management depth

---

and experience and less competitive strength. In addition, these companies often have greater price volatility, lower trading volume and less liquidity than larger more established companies. Returns on investments in securities of medium-capitalization companies could trail the returns on investments in securities of large-capitalization companies.

**Equity Securities Risk.** The value of the equity securities held by the Fund may fall due to general market and economic conditions, perceptions regarding the markets in which the issuers of securities held by the Fund participate, or factors relating to specific issuers in which the Fund invests. Equity securities are subordinated to preferred securities and debt in a company's capital structure with respect to priority in right to a share of corporate income, and therefore will be subject to greater dividend risk than preferred securities or debt instruments. In addition, while broad market measures of equity securities have historically generated higher average returns than fixed income securities, equity securities have generally also experienced significantly more volatility in those returns, although under certain market conditions fixed income securities may have comparable or greater price volatility.

**Market Risk.** The prices of the securities in the Fund are subject to the risks associated with investing in the securities market, including general economic conditions and sudden and unpredictable drops in value. An investment in the Fund may lose money.

**Operational Risk.** The Fund is exposed to operational risk arising from a number of factors, including, but not limited to, human error, processing and communication errors, errors of the Fund's service providers, counterparties or other third parties, failed or inadequate processes and technology or system failures.

**Index Tracking Risk.** The Fund's return may not match the return of the Oil & Gas Index for a number of reasons. For example, the Fund incurs a number of operating expenses not applicable to the Oil & Gas Index and incurs costs associated with buying and selling securities, especially when rebalancing the Fund's securities holdings to reflect changes in the composition of the Oil & Gas Index, which are not factored into the return of the Oil & Gas Index. Transaction costs, including brokerage costs, will decrease the Fund's net asset value ("NAV") to the extent not offset by the transaction fee payable by an Authorized Participant ("AP"). Market disruptions and regulatory restrictions could have an adverse effect on the Fund's ability to adjust its exposure to the required levels in order to track the Oil & Gas Index. Errors in the Oil & Gas Index data, the Oil & Gas Index computations and/or the construction of the Oil & Gas Index in accordance with its methodology may occur from time to time and may not be identified and corrected by the Oil & Gas Index provider for a period of time or at all, which may have an adverse impact on the Fund and its shareholders. In addition, the Fund may not invest in certain securities included in the Oil & Gas Index, or invest in them in the exact proportions in which they are represented in the Oil & Gas Index, due to legal restrictions or limitations imposed by the governments of certain countries, certain NYSE Arca, Inc. ("NYSE Arca") listing standards, a lack of liquidity on stock exchanges in which such securities trade, potential adverse tax consequences or other regulatory reasons (such as diversification requirements). The Fund may value certain of its investments and/or underlying currencies based on fair value prices. To the extent the Fund calculates its NAV based on fair value prices and the value of the Oil & Gas Index is based on securities' closing prices on local foreign markets (*i.e.*, the value of the Oil & Gas Index is not based on fair value prices), the Fund's ability to track the Oil & Gas Index may be adversely affected. For tax efficiency purposes, the Fund may sell certain securities, and such sale may cause the Fund to realize a loss and deviate from the performance of the Oil & Gas Index. In light of the factors discussed above, the Fund's return may deviate significantly from the return of the Oil & Gas Index.

**Authorized Participant Concentration Risk.** The Fund may have a limited number of financial institutions that act as APs, none of which are obligated to engage in creation and/or redemption transactions. To the extent that those APs exit the business, or are unable to or choose not to process creation and/or redemption orders, and no other AP is able to step forward to create and redeem, there may be a significantly diminished trading market for Shares or Shares may trade like closed-end funds at a discount (or premium) to NAV and possibly face trading halts and/or de-listing. The AP concentration risk may be heightened in scenarios where APs have limited or diminished access to the capital required to post collateral.

**No Guarantee of Active Trading Market.** While Shares are listed on NYSE Arca there can be no assurance that an active trading market for the Shares will be maintained. Further, secondary markets may be subject to irregular trading activity, wide bid/ask spreads and extended trade settlement periods in times of market stress because market makers and APs may step away from making a market in the Shares and in executing creation and redemption orders, which could cause a material deviation in the Fund's market price from its NAV.

**Trading Issues.** Trading in Shares on NYSE Arca may be halted due to market conditions or for reasons that, in the view of NYSE Arca, make trading in Shares inadvisable. In addition, trading in Shares on NYSE Arca is subject to trading halts caused by extraordinary market volatility pursuant to NYSE Arca's "circuit breaker" rules. There can be no assurance that the requirements of NYSE Arca necessary to maintain the listing of the Fund will continue to be met or will remain unchanged.

**Replication Management Risk.** An investment in the Fund involves risks similar to those of investing in any fund of equity securities traded on an exchange, such as market fluctuations caused by such factors as economic and political developments, changes in interest rates and perceived trends in security prices. However, because the Fund is not “actively” managed, unless a specific security is removed from the Oil & Gas Index, the Fund generally would not sell a security because the security’s issuer was in financial trouble. Therefore, the Fund’s performance could be lower than funds that may actively shift their portfolio assets to take advantage of market opportunities or to lessen the impact of a market decline or a decline in the value of one or more issuers.

**Fund Shares Trading, Premium/Discount Risk and Liquidity of Fund Shares.** The market price of the Shares may fluctuate in response to the Fund’s NAV, the intraday value of the Fund’s holdings and supply and demand for Shares. The Adviser cannot predict whether Shares will trade above, below, or at their most recent NAV. Disruptions to creations and redemptions, the existence of market volatility or potential lack of an active trading market for Shares (including through a trading halt), as well as other factors, may result in Shares trading at a significant premium or discount to NAV or to the intraday value of the Fund’s holdings. If a shareholder purchases Shares at a time when the market price is at a premium to the NAV or sells Shares at a time when the market price is at a discount to the NAV, the shareholder may pay significantly more or receive significantly less than the underlying value of the Shares that were bought or sold. The securities held by the Fund may be traded in markets that close at a different time than NYSE Arca. Liquidity in those securities may be reduced after the applicable closing times. Accordingly, during the time when NYSE Arca is open but after the applicable market closing, fixing or settlement times, bid-ask spreads on NYSE Arca and the resulting premium or discount to the Shares’ NAV may widen. Additionally, in stressed market conditions, the market for the Fund’s Shares may become less liquid in response to deteriorating liquidity in the markets for the Fund’s underlying portfolio holdings.

**Non-Diversified Risk.** The Fund is classified as a “non-diversified” fund under the Investment Company Act of 1940, as amended (the “1940 Act”). Therefore, the Fund may invest a relatively high percentage of its assets in a smaller number of issuers or may invest a larger proportion of its assets in a single issuer. Moreover, the gains and losses on a single investment may have a greater impact on the Fund’s NAV and may make the Fund more volatile than more diversified funds.

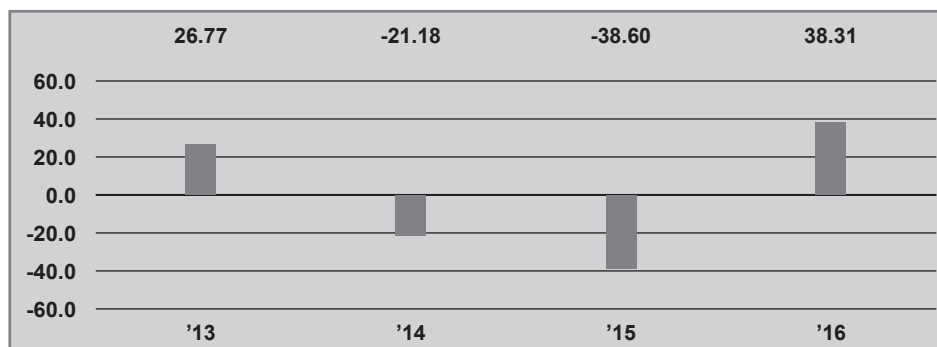
**Concentration Risk.** The Fund’s assets may be concentrated in a particular sector or sectors or industry or group of industries to the extent the Oil & Gas Index concentrates in a particular sector or sectors or industry or group of industries. To the extent that the Fund continues to be concentrated in oil and gas companies, the Fund will be subject to the risk that economic, political or other conditions that have a negative effect on those companies will negatively impact the Fund to a greater extent than if the Fund’s assets were invested in a wider variety of sectors or industries.

## **PERFORMANCE**

The bar chart that follows shows how the Fund performed for the calendar years shown. The table below the bar chart shows the Fund’s average annual returns (before and after taxes). The bar chart and table provide an indication of the risks of investing in the Fund by showing the Fund’s performance from year to year and by showing how the Fund’s average annual returns for the one year and since inception periods compared with the Fund’s benchmark index and a broad measure of market performance. All returns assume reinvestment of dividends and distributions. The Fund’s past performance (before and after taxes) is not necessarily indicative of how the Fund will perform in the future. Updated performance information is available online at [www.vaneck.com](http://www.vaneck.com).



## Annual Total Returns(%)—Calendar Years



**Best Quarter:** 17.56% 2Q '16

**Worst Quarter:** -27.38% 3Q '15

### Average Annual Total Returns for the Periods Ended December 31, 2016

The after-tax returns presented in the table below are calculated using the highest historical individual federal marginal income tax rates and do not reflect the impact of state and local taxes. Your actual after-tax returns will depend on your specific tax situation and may differ from those shown below. After-tax returns are not relevant to investors who hold Shares of the Fund through tax-deferred arrangements, such as 401(k) plans or individual retirement accounts.

	Past One Year	Since Inception (2/14/2012)
VanEck Vectors Unconventional Oil & Gas ETF (return before taxes)	38.31%	-5.17%
VanEck Vectors Unconventional Oil & Gas ETF (return after taxes on distributions)	38.20%	-5.44%
VanEck Vectors Unconventional Oil & Gas ETF (return after taxes on distributions and sale of Fund Shares)	21.78%	-3.84%
MVIS Global Unconventional Oil & Gas Index (reflects no deduction for fees, expenses or taxes)	38.74%	-5.03%
S&P 500® Index (reflects no deduction for fees, expenses or taxes)	11.96%	13.32%

## PORTFOLIO MANAGEMENT

**Investment Adviser.** Van Eck Associates Corporation.

**Portfolio Managers.** The following individuals are jointly and primarily responsible for the day-to-day management of the Fund's portfolio:

Name	Title with Adviser	Date Began Managing the Fund
Hao-Hung (Peter) Liao	Portfolio Manager	February 2012
George Chao	Portfolio Manager	February 2012

## PURCHASE AND SALE OF FUND SHARES

For important information about the purchase and sale of Fund Shares, tax information and payments to broker-dealers and other financial intermediaries, please turn to "Summary Information About Purchases and Sales of Fund Shares, Taxes and Payments to Broker-Dealers and Other Financial Intermediaries" on page 80 of this Prospectus.

**SUMMARY INFORMATION**

**INVESTMENT OBJECTIVE**

VanEck Vectors® Uranium+Nuclear Energy ETF (the “Fund”) seeks to replicate as closely as possible, before fees and expenses, the price and yield performance of the MVIS™ Global Uranium & Nuclear Energy Index (the “Nuclear Energy Index”).

**FUND FEES AND EXPENSES**

The following tables describe the fees and expenses that you may pay if you buy and hold shares of the Fund (“Shares”).

<b>Shareholders Fees</b> <i>(fees paid directly from your investment)</i>	None
---	------

**Annual Fund Operating Expenses**

*(expenses that you pay each year as a percentage of the value of your investment)*

Management Fee	0.50%
Other Expenses	<u>0.29%</u>
Total Annual Fund Operating Expenses <sup>(a)</sup>	0.79%
Fee Waivers and Expense Reimbursement <sup>(a)</sup>	<u>-0.18%</u>
Total Annual Fund Operating Expenses After Fee Waiver and Expense Reimbursement <sup>(a)</sup>	0.61%

<sup>(a)</sup> Van Eck Associates Corporation (the “Adviser”) has agreed to waive fees and/or pay Fund expenses to the extent necessary to prevent the operating expenses of the Fund (excluding acquired fees and expenses, interest expense, trading expenses, taxes and extraordinary expenses) from exceeding 0.60% of the Fund’s average daily net assets per year until at least May 1, 2018. During such time, the expense limitation is expected to continue until the Fund’s Board of Trustees acts to discontinue all or a portion of such expense limitation.

**EXPENSE EXAMPLE**

This example is intended to help you compare the cost of investing in the Fund with the cost of investing in other funds. This example does not take into account brokerage commissions that you pay when purchasing or selling Shares of the Fund.

The example assumes that you invest \$10,000 in the Fund for the time periods indicated and then redeem all of your Shares at the end of those periods. The example also assumes that your investment has a 5% annual return and that the Fund’s operating expenses remain the same (except that the example incorporates the fee waiver and/or expense reimbursement arrangement for only the first year). Although your actual costs may be higher or lower, based on these assumptions, your costs would be:

<b>YEAR</b>	<b>EXPENSES</b>
1	\$ 62
3	\$234
5	\$421
10	\$961

**PORTFOLIO TURNOVER**

The Fund will pay transaction costs, such as commissions, when it purchases and sells securities (or “turns over” its portfolio). A higher portfolio turnover will cause the Fund to incur additional transaction costs and may result in higher taxes when Fund Shares are held in a taxable account. These costs, which are not reflected in annual fund operating expenses or in the example, may affect the Fund’s performance. During the most recent fiscal year, the Fund’s portfolio turnover rate was 36% of the average value of its portfolio.

**PRINCIPAL INVESTMENT STRATEGIES**

The Fund normally invests at least 80% of its total assets in securities that comprise the Fund’s benchmark index. The Nuclear Energy Index includes equity securities and depositary receipts issued by companies involved in uranium and nuclear energy and companies that generate at least 50% of their revenues from (i) uranium mining or uranium mining projects that have the potential to generate at least 50% of a company’s revenues from uranium when developed; (ii) the construction, engineering and maintenance of nuclear power facilities and nuclear reactors; (iii) the production of electricity from nuclear

---

sources; or (iv) equipment and technology or services to the nuclear power industry. Such companies may include medium-capitalization companies and foreign issuers. As of December 31, 2016, the Nuclear Energy Index included 25 securities of companies with a market capitalization range of between approximately \$2.4 billion and \$53.5 billion and a weighted average market capitalization of \$22.1 billion. As of December 31, 2016, approximately 26% of the Fund's investments consisted of securities of Asian issuers, including Japanese issuers. These amounts are subject to change. The Fund's 80% investment policy is non-fundamental and may be changed without shareholder approval upon 60 days' prior written notice to shareholders.

The Fund, using a "passive" or indexing investment approach, attempts to approximate the investment performance of the Nuclear Energy Index by investing in a portfolio of securities that generally replicates the Nuclear Energy Index. Unlike many investment companies that try to "beat" the performance of a benchmark index, the Fund does not try to "beat" the Nuclear Energy Index and does not seek temporary defensive positions when markets decline or appear overvalued. Indexing may eliminate the chance that the Fund will substantially outperform the Nuclear Energy Index but also may reduce some of the risks of active management, such as poor security selection. Indexing seeks to achieve lower costs and better after-tax performance by keeping portfolio turnover low in comparison to actively managed investment companies.

The Fund is classified as a non-diversified fund and, therefore, may invest a greater percentage of its assets in a particular issuer. The Fund may concentrate its investments in a particular industry or group of industries to the extent that the Nuclear Energy Index concentrates in an industry or group of industries. As of December 31, 2016, the Nuclear Energy Index was concentrated in nuclear energy companies and the utilities sector.

#### **PRINCIPAL RISKS OF INVESTING IN THE FUND**

**Investors in the Fund should be willing to accept a high degree of volatility in the price of the Fund's Shares and the possibility of significant losses. An investment in the Fund involves a substantial degree of risk. An investment in the Fund is not a deposit with a bank and is not insured or guaranteed by the Federal Deposit Insurance Corporation or any other government agency. Therefore, you should consider carefully the following risks before investing in the Fund, each of which could significantly and adversely affect the value of an investment in the Fund.**

**Risk of Investing in Nuclear Energy Companies.** The companies represented in the Fund's portfolio may face considerable risk as a result of, among other risks, incidents and accidents, breaches of security, ill-intentioned acts or terrorism, natural disasters (such as floods or earthquakes), equipment malfunctions or mishandling in storage, handling, transportation, treatment or conditioning of substances and nuclear materials. Such events could have serious consequences, especially in case of radioactive contamination and irradiation of the environment, for the general population, as well as a material, negative impact on the Fund's portfolio companies and thus the Fund's financial situation. In addition, the nuclear energy sector is subject to competitive risk associated with the prices of other energy sources, such as natural gas and oil. Consumers of nuclear energy may have the ability to switch between nuclear energy and other energy sources and, as a result, during periods when competing energy sources are less expensive, the revenues of companies in the nuclear energy sector may decline with a corresponding impact on earnings.

Nuclear activity is also subject to particularly detailed and restrictive regulations, with a scheme for the monitoring and periodic re-examination of operating authorization, which primarily takes into account nuclear safety, environmental and public health protection, and also national security considerations (terrorist threats in particular). These regulations and any future regulations may be subject to significant tightening by national and international authorities. This could result in increased operating costs, which would have a negative impact on the Fund's portfolio companies and may cause operating businesses related to nuclear energy to become unprofitable or impractical to operate. Furthermore, uranium prices are subject to fluctuation. The price of uranium has been and will continue to be affected by numerous factors beyond the Fund's control. With respect to uranium, such factors include the demand for nuclear power, political and economic conditions in uranium producing and consuming countries, uranium supply from secondary sources and uranium production levels and costs of production. In addition, the prices of crude oil, natural gas and electricity produced from traditional hydro power and possibly other undiscovered energy sources could potentially have a negative impact on the competitiveness of nuclear energy companies in which the Fund invests.

**Special Risk Considerations of Investing in Asian Issuers.** The Fund invests in securities issued by Asian issuers and, accordingly, may be subject to the risk of investing in such issuers. Investment in securities of issuers in Asia involves risks and special considerations not typically associated with investment in the U.S. securities markets. Certain Asian economies have experienced over-extension of credit, currency devaluations and restrictions, high unemployment, high inflation, decreased exports and economic recessions. Economic events in any one Asian country can have a significant effect on the entire Asian region as well as on major trading partners outside Asia, and any adverse effect on some or all of the Asian countries and regions in which the Fund invests. The securities markets in some Asian economies are relatively

underdeveloped and may subject the Fund to higher action costs or greater uncertainty than investments in more developed securities markets. Such risks may adversely affect the value of the Fund's investments.

**Special Risk Considerations of Investing in Japanese Issuers.** Investment in securities of Japanese issuers, including issuers located outside of Japan that generate significant revenues from Japan, involves risks that may negatively affect the value of your investment in the Fund. Japan is located in a part of the world that has historically been prone to natural disasters such as earthquakes, volcanoes and tsunamis and is economically sensitive to environmental events. Any such event could result in a significant adverse impact on the Japanese economy. In addition, such disasters, and the resulting damage, could impair the long-term ability of issuers in which the Fund invests to conduct their businesses in the manner normally conducted.

**Risk of Investing in Foreign Securities.** Investments in the securities of foreign issuers involve risks beyond those associated with investments in U.S. securities. These additional risks include greater market volatility, the availability of less reliable financial information, higher transactional and custody costs, taxation by foreign governments, decreased market liquidity and political instability. Because certain foreign securities markets may be limited in size, the activity of large traders may have an undue influence on the prices of securities that trade in such markets. The Fund invests in securities of issuers located in countries whose economies are heavily dependent upon trading with key partners. Any reduction in this trading may have an adverse impact on the Fund's investments.

**Foreign Currency Risk.** Because the Fund's assets may be invested in securities denominated in foreign currencies, the income received by the Fund from these investments will generally be in foreign currencies. The Fund's exposure to foreign currencies and changes in the value of foreign currencies versus the U.S. dollar may result in reduced returns for the Fund. Moreover, the Fund may incur costs in connection with conversions between U.S. dollars and foreign currencies. The value of certain foreign countries' currencies may be subject to a high degree of fluctuation. This fluctuation may be due to changes in interest rates, investors' expectations concerning inflation and interest rates, the country's debt levels and trade deficit, the effects of monetary policies issued by the United States, foreign governments, central banks or supranational entities, the imposition of currency controls or other national or global political or economic developments.

**Risk of Investing in Depositary Receipts.** The Fund may invest in depositary receipts which involve similar risks to those associated with investments in foreign securities. Depositary receipts are receipts listed on U.S. or foreign exchanges issued by banks or trust companies that entitle the holder to all dividends and capital gains that are paid out on the underlying foreign shares. Investments in depositary receipts may be less liquid than the underlying shares in their primary trading market and, if not included in the Nuclear Energy Index, may negatively affect the Fund's ability to replicate the performance of the Nuclear Energy Index.

**Risk of Investing in the Utilities Sector.** To the extent that the Fund continues to be concentrated in the utilities sector, the Fund will be sensitive to changes in, and its performance will depend to a greater extent on, the overall condition of the utilities sector. Companies in the utilities sector may be adversely affected by changes in exchange rates, domestic and international competition, difficulty in raising adequate amounts of capital and governmental limitation on rates charged to customers.

**Risk of Investing in Medium-Capitalization Companies.** Medium-capitalization companies may be more volatile and more likely than large-capitalization companies to have narrower product lines, fewer financial resources, less management depth and experience and less competitive strength. In addition, these companies often have greater price volatility, lower trading volume and less liquidity than larger, more established companies. Returns on investments in securities of medium-capitalization companies could trail the returns on investments in securities of large-capitalization companies.

**Equity Securities Risk.** The value of the equity securities held by the Fund may fall due to general market and economic conditions, perceptions regarding the markets in which the issuers of securities held by the Fund participate, or factors relating to specific issuers in which the Fund invests. Equity securities are subordinated to preferred securities and debt in a company's capital structure with respect to priority in right to a share of corporate income, and therefore will be subject to greater dividend risk than preferred securities or debt instruments. In addition, while broad market measures of equity securities have historically generated higher average returns than fixed income securities, equity securities have generally also experienced significantly more volatility in those returns, although under certain market conditions fixed income securities may have comparable or greater price volatility.

**Market Risk.** The prices of the securities in the Fund are subject to the risks associated with investing in the securities market, including general economic conditions and sudden and unpredictable drops in value. An investment in the Fund may lose money.

**Operational Risk.** The Fund is exposed to operational risk arising from a number of factors, including, but not limited to, human error, processing and communication errors, errors of the Fund's service providers, counterparties or other third parties, failed or inadequate processes and technology or system failures.

---

**Index Tracking Risk.** The Fund's return may not match the return of the Nuclear Energy Index for a number of reasons. For example, the Fund incurs a number of operating expenses not applicable to the Nuclear Energy Index and incurs costs associated with buying and selling securities, especially when rebalancing the Fund's securities holdings to reflect changes in the composition of the Nuclear Energy Index, which are not factored into the return of the Nuclear Energy Index. Transaction costs, including brokerage costs, will decrease the Fund's net asset value ("NAV") to the extent not offset by the transaction fee payable by an Authorized Participant ("AP"). Market disruptions and regulatory restrictions could have an adverse effect on the Fund's ability to adjust its exposure to the required levels in order to track the Nuclear Energy Index. Errors in the Nuclear Energy Index data, the Nuclear Energy Index computations and/or the construction of the Nuclear Energy Index in accordance with its methodology may occur from time to time and may not be identified and corrected by the Nuclear Energy Index provider for a period of time or at all, which may have an adverse impact on the Fund and its shareholders. In addition, the Fund may not invest in certain securities included in the Nuclear Energy Index, or invest in them in the exact proportions in which they are represented in the Nuclear Energy Index, due to legal restrictions or limitations imposed by the governments of certain countries, certain NYSE Arca, Inc. ("NYSE Arca") listing standards, a lack of liquidity on stock exchanges in which such securities trade, potential adverse tax consequences or other regulatory reasons (such as diversification requirements). The Fund may value certain of its investments and/or underlying currencies based on fair value prices. To the extent the Fund calculates its NAV based on fair value prices and the value of the Nuclear Energy Index is based on securities' closing prices on local foreign markets (i.e., the value of the Nuclear Energy Index is not based on fair value prices), the Fund's ability to track the Nuclear Energy Index may be adversely affected. For tax efficiency purposes, the Fund may sell certain securities, and such sale may cause the Fund to realize a loss and deviate from the performance of the Nuclear Energy Index. In light of the factors discussed above, the Fund's return may deviate significantly from the return of the Nuclear Energy Index.

**Authorized Participant Concentration Risk.** The Fund may have a limited number of financial institutions that act as APs, none of which are obligated to engage in creation and/or redemption transactions. To the extent that those APs exit the business, or are unable to or choose not to process creation and/or redemption orders, and no other AP is able to step forward to create and redeem, there may be a significantly diminished trading market for Shares or Shares may trade like closed-end funds at a discount (or premium) to NAV and possibly face trading halts and/or de-listing. The AP concentration risk may be heightened in scenarios where APs have limited or diminished access to the capital required to post collateral.

**No Guarantee of Active Trading Market.** While Shares are listed on NYSE Arca there can be no assurance that an active trading market for the Shares will be maintained. Further, secondary markets may be subject to irregular trading activity, wide bid/ask spreads and extended trade settlement periods in times of market stress because market makers and APs may step away from making a market in the Shares and in executing creation and redemption orders, which could cause a material deviation in the Fund's market price from its NAV.

**Trading Issues.** Trading in Shares on NYSE Arca may be halted due to market conditions or for reasons that, in the view of NYSE Arca, make trading in Shares inadvisable. In addition, trading in Shares on NYSE Arca is subject to trading halts caused by extraordinary market volatility pursuant to NYSE Arca's "circuit breaker" rules. There can be no assurance that the requirements of NYSE Arca necessary to maintain the listing of the Fund will continue to be met or will remain unchanged.

**Replication Management Risk.** An investment in the Fund involves risks similar to those of investing in any fund of equity securities traded on an exchange, such as market fluctuations caused by such factors as economic and political developments, changes in interest rates and perceived trends in security prices. However, because the Fund is not "actively" managed, unless a specific security is removed from the Nuclear Energy Index, the Fund generally would not sell a security because the security's issuer was in financial trouble. Therefore, the Fund's performance could be lower than funds that may actively shift their portfolio assets to take advantage of market opportunities or to lessen the impact of a market decline or a decline in the value of one or more issuers.

**Fund Shares Trading, Premium/Discount Risk and Liquidity of Fund Shares.** The market price of the Shares may fluctuate in response to the Fund's NAV, the intraday value of the Fund's holdings and supply and demand for Shares. The Adviser cannot predict whether Shares will trade above, below, or at their most recent NAV. Disruptions to creations and redemptions, the existence of market volatility or potential lack of an active trading market for Shares (including through a trading halt), as well as other factors, may result in Shares trading at a significant premium or discount to NAV or to the intraday value of the Fund's holdings. If a shareholder purchases Shares at a time when the market price is at a premium to the NAV or sells Shares at a time when the market price is at a discount to the NAV, the shareholder may pay significantly more or receive significantly less than the underlying value of the Shares that were bought or sold. The securities held by the Fund may be traded in markets that close at a different time than NYSE Arca. Liquidity in those securities may be reduced after the applicable closing times. Accordingly, during the time when NYSE Arca is open but after the applicable market closing, fixing or settlement times, bid-ask spreads on NYSE Arca and the resulting premium or discount to the Shares' NAV

may widen. Additionally, in stressed market conditions, the market for the Fund’s Shares may become less liquid in response to deteriorating liquidity in the markets for the Fund’s underlying portfolio holdings.

**Issuer-Specific Changes Risk.** The value of individual securities or particular types of securities in the Fund’s portfolio can be more volatile than the market as a whole, which may have a greater impact if the Fund’s portfolio is concentrated in a country, group of countries, region, market, industry, group of industries, sector or asset class. The value of securities of smaller issuers can be more volatile than that of larger issuers.

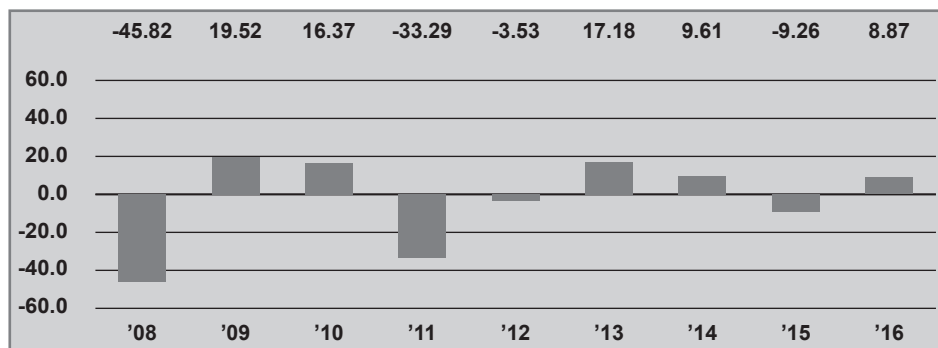
**Non-Diversified Risk.** The Fund is classified as a “non-diversified” fund under the Investment Company Act of 1940, as amended (the “1940 Act”). Therefore, the Fund may invest a relatively high percentage of its assets in a smaller number of issuers or may invest a larger proportion of its assets in a single issuer. Moreover, the gains and losses on a single investment may have a greater impact on the Fund’s NAV and may make the Fund more volatile than more diversified funds. The Fund may be particularly vulnerable to this risk because the Nuclear Energy Index is comprised of securities of a limited number of companies.

**Concentration Risk.** The Fund’s assets may be concentrated in a particular sector or sectors or industry or group of industries to the extent the Nuclear Energy Index concentrates in a particular sector or sectors or industry or group of industries. To the extent that the Fund continues to be concentrated in nuclear energy companies and the utilities sector, the Fund will be subject to the risk that economic, political or other conditions that have a negative effect on those companies and that sector will negatively impact the Fund to a greater extent than if the Fund’s assets were invested in a wider variety of sectors or industries.

**PERFORMANCE**

The bar chart that follows shows how the Fund performed for the calendar years shown. The table below the bar chart shows the Fund’s average annual returns (before and after taxes). The bar chart and table provide an indication of the risks of investing in the Fund by comparing the Fund’s performance from year to year and by showing how the Fund’s average annual returns for the one year, five year and since inception periods compared with the Fund’s benchmark index and a broad measure of market performance. All returns assume reinvestment of dividends and distributions. The Fund’s past performance (before and after income taxes) is not necessarily indicative of how the Fund will perform in the future. Updated performance information is available online at [www.vaneck.com](http://www.vaneck.com).

**Annual Total Returns(%)—Calendar Years**



**Best Quarter:** 28.59% 2Q '09

**Worst Quarter:** -33.93% 3Q '08



### Average Annual Total Returns for the Periods Ended December 31, 2016

The after-tax returns presented in the table below are calculated using the highest historical individual federal marginal income tax rates and do not reflect the impact of state and local taxes. Your actual after-tax returns will depend on your specific tax situation and may differ from those shown below. After-tax returns are not relevant to investors who hold shares of the Fund through tax-deferred arrangements, such as 401(k) plans or individual retirement accounts.

	Past One Year	Past Five Years	Since Inception (8/13/2007)
VanEck Vectors Uranium+Nuclear Energy ETF (return before taxes)	8.87%	4.12%	-5.72%
VanEck Vectors Uranium+Nuclear Energy ETF (return after taxes on distributions)	7.97%	3.41%	-6.78%
VanEck Vectors Uranium+Nuclear Energy ETF (return after taxes on distributions and sale of Fund Shares)	5.77%	3.14%	-4.22%
MVIS Global Uranium & Nuclear Energy Index (reflects no deduction for fees, expenses or taxes)*	7.76%	3.54%	-5.79%
S&P 500® Index (reflects no deduction for fees, expenses or taxes)	11.96%	14.66%	7.02%

\* Prior to March 24, 2014, the Fund sought to replicate an index called the DAXglobal® Nuclear Energy Index. Therefore, index data prior to March 24, 2014 reflects that of the DAXglobal® Nuclear Energy Index. From March 24, 2014 forward, the index data reflects that of the MVIS Global Uranium & Nuclear Energy Index. All index history reflects a blend of the aforementioned indexes.

### PORTFOLIO MANAGEMENT

**Investment Adviser.** Van Eck Associates Corporation.

**Portfolio Managers.** The following individuals are jointly and primarily responsible for the day-to-day management of the Fund's portfolio:

Name	Title with Adviser	Date Began Managing the Fund
Hao-Hung (Peter) Liao	Portfolio Manager	August 2007
George Chao	Portfolio Manager	December 2007

### PURCHASE AND SALE OF FUND SHARES

For important information about the purchase and sale of Fund Shares, tax information and payments to broker-dealers and other financial intermediaries, please turn to "Summary Information About Purchases and Sales of Fund Shares, Taxes and Payments to Broker-Dealers and Other Financial Intermediaries" on page 80 of this Prospectus.

**SUMMARY INFORMATION ABOUT PURCHASES AND SALES OF FUND SHARES, TAXES AND PAYMENTS TO BROKER-DEALERS AND OTHER FINANCIAL INTERMEDIARIES**

---

**PURCHASE AND SALE OF FUND SHARES**

The Funds issue and redeem Shares at NAV only in a large specified number of Shares each called a “Creation Unit,” or multiples thereof. A Creation Unit consists of 50,000 Shares.

Individual Shares of a Fund may only be purchased and sold in secondary market transactions through brokers. Shares of the Funds are listed on NYSE Arca and because Shares trade at market prices rather than NAV, Shares of the Funds may trade at a price greater than or less than NAV.

**TAX INFORMATION**

Each Fund’s distributions are taxable and will generally be taxed as ordinary income or capital gains.

**PAYMENTS TO BROKER-DEALERS AND OTHER FINANCIAL INTERMEDIARIES**

The Adviser and its related companies may pay broker-dealers or other financial intermediaries (such as a bank) for the sale of the Fund Shares and related services. These payments may create a conflict of interest by influencing your broker-dealer or other intermediary or its employees or associated persons to recommend the Fund over another investment. Ask your financial adviser or visit your financial intermediary’s website for more information.

## PRINCIPAL INVESTMENT STRATEGIES

The Adviser anticipates that, generally, each Fund will hold all of the securities that comprise its Index in proportion to their weightings in such Index. However, under various circumstances, it may not be possible or practicable to purchase all of those securities in those weightings. In these circumstances, a Fund may purchase a sample of securities in its Index. There also may be instances in which the Adviser may choose to underweight or overweight a security in a Fund's Index, purchase securities not in the Fund's Index that the Adviser believes are appropriate to substitute for certain securities in such Index or utilize various combinations of other available investment techniques in seeking to replicate as closely as possible, before fees and expenses, the price and yield performance of the Fund's Index. Each Fund may sell securities that are represented in its Index in anticipation of their removal from such Index or purchase securities not represented in its Index in anticipation of their addition to such Index. Each Fund may also, in order to comply with the tax diversification requirements of the Internal Revenue Code of 1986, as amended (the "Internal Revenue Code"), temporarily invest in securities not included in its Index that are expected to be highly correlated with the securities included in its Index.

## FUNDAMENTAL AND NON-FUNDAMENTAL POLICIES

Each Fund's investment objective and each of its other investment policies are non-fundamental policies that may be changed by the Board of Trustees without shareholder approval, except as noted in this Prospectus or the Statement of Additional Information ("SAI") under the section entitled "Investment Policies and Restrictions—Investment Restrictions."

## RISKS OF INVESTING IN THE FUNDS

The following section provides additional information regarding the principal risks identified under "Principal Risks of Investing in the Fund" in each Fund's "Summary Information" section followed by additional risk information. The risks listed below are applicable to each Fund unless otherwise noted.

**Investors in the Funds should be willing to accept a high degree of volatility in the price of the Funds' Shares and the possibility of significant losses. An investment in the Funds involves a substantial degree of risk. An investment in the Funds is not a deposit with a bank and is not insured or guaranteed by the Federal Deposit Insurance Corporation or any other government agency. Therefore, you should consider carefully the following risks before investing in the Funds, each of which could significantly and adversely affect the value of an investment in a Fund.**

**Risk of Investing in Agriculture Companies.** (VanEck Vectors Agribusiness ETF only.) Economic forces affecting agricultural companies and related industries, including forces affecting the agricultural commodity prices, labor costs, and energy and financial markets, could adversely affect the Fund's portfolio companies and, thus, the Fund's financial situation and profitability. Agricultural and livestock production and trade flows are significantly affected by government policies and regulations, including subsidy policies and the imposition of taxes, tariffs, duties and import and export restrictions. Such policies and regulations can affect the planting/raising of certain crops/livestock versus other uses of resources, the location and site of crop and livestock production and whether processed or unprocessed commodity products are traded. Companies involved in the agriculture industry may be subject to the risk of liability for environmental damage, worker safety, depletion of resources, mandated expenditures for safety and pollution control devices, and litigation. An increased competitive landscape, caused by increased availability of food and other agricultural commodities, economic recession, labor difficulties or changing consumer tastes and spending, may lead to a decrease in demand for the products and services provided by companies involved in agriculture. Furthermore, companies involved in agriculture are particularly sensitive to changing weather conditions and other natural disasters, including floods, droughts and disease outbreaks. In addition, these companies are also subject to risks associated with cyclicalities of revenues and earnings, currency fluctuations, changing consumer tastes, extensive competition, consolidation, and excess capacity. In addition, the Fund's portfolio companies must comply with a broad range of environmental health, food safety and worker safety laws and regulations which could adversely affect the Fund. Additional or more stringent laws and regulations may be enacted in the future and such changes could have a material adverse effect on the business of the Fund's portfolio companies.

**Risk of Investing in Coal Companies.** (VanEck Vectors Coal ETF only.) The profitability of companies in the coal industry is related to worldwide energy prices and costs related to exploration and production. Such companies also are subject to risks of changes in exchange rates, international politics and government regulation, taxes, world events, terrorist attacks, the success of exploration projects, depletion of resources and economic conditions, reduced demand as a result of increases in energy efficiency and energy conservation efforts, as well as market, economic and political risks of the countries where energy companies are located or do business.

Coal prices declined significantly in recent years and remain at lower levels, which has adversely impacted companies operating in the coal industry. Events in individual countries or regions which have a significant presence in the global coal markets, including regulatory changes, may also impact the global price of coal. Between November 2016 and March 2017, the Chinese government reduced the number of working days for mines from 330 days to 276 days, the effect of which was

a sudden increase in recent coal prices. Coal prices declined again in early 2017 as China relaxed its mining days' restriction. There can be no guarantee that such regulatory changes in China or other countries will not occur and impact coal prices in the future.

Coal exploration and mining can be significantly affected by natural disasters. In addition, coal companies may be at risk for environmental damage claims, litigation and negative publicity and perception, and are subject to extensive federal, state, local and international environmental laws and regulations regarding air emissions and the disposal of hazardous materials. The productivity of mining operations may be reduced by geological conditions, regulatory permits for mining activities and the availability of coal that meets standards set forth in the Clean Air Act. There can be no guarantee that such standards will be enforced in the future, which may affect the value of an investment in the Fund.

A primary risk of the coal industry is the competitive risk associated with the prices of alternative fuels, such as natural gas and oil. For example, consumers of coal often have the ability to switch between the use of coal, oil or natural gas. As a result, during periods when competing fuels are less expensive, the revenues of companies in the coal industry may decline with a corresponding impact on earnings. Additionally, the markets and prices for coal are affected by technological developments in the traditional and alternative industries, environmental, fiscal and other governmental programs and policies, weather conditions, global coal inventories, production rates and production costs.

**Risk of Investing in Alternative Energy Companies.** (VanEck Vectors Global Alternative Energy ETF only.) Alternative energy refers to the generation of power through environmentally friendly sources that can replace or supplement traditional fossil-fuel sources. It includes power derived principally from bio fuels (such as ethanol), bio mass, wind, solar, hydro and geothermal sources and also includes the various technologies that support the production, use and storage of these sources.

The alternative energy industry may be significantly affected by the competition from new and existing market entrants, obsolescence of technology, short product cycles, production spending, varying prices and profits, commodity price volatility, changes in exchange rates, imposition of import controls, depletion of resources, seasonal weather conditions, technological developments and general economic conditions, market sentiment, supply and demand of alternative energy fuels, fluctuations in the price of oil and gas, energy conservation efforts, the success of exploration projects, tax and other government regulations and international political events. Additionally, adverse weather conditions may cause fluctuations in renewable energy generation and adversely affect the cash flows associated with these assets.

Further, the alternative energy industry may be subject to risks associated with hazardous materials and can be significantly and adversely affected by legislation resulting in more strict government regulations and enforcement policies and specific expenditures for environmental cleanup efforts. On the other hand, if the government reduces environmental regulations or their enforcement, companies that produce products designed to provide a clean environment, and in which the Fund invests, are less likely to prosper. Shares of companies involved in the alternative energy industry have been more volatile than shares of companies operating in more established industries. Certain valuation methods currently used to value companies involved in the alternative energy industries have not been in widespread use for a significant period of time. As a result, the use of these valuation methods may serve to further increase the volatility of certain alternative and transitional energy company share prices. If government subsidies, contracts with government entities and economic incentives for alternative energy sources are reduced or eliminated, the demand for alternative energy may decline and cause corresponding declines in the revenues and profits of companies engaged in the alternative energy industry. In addition, changes in U.S., European and other governments' policies towards alternative energy technology also may have an adverse effect on the Fund's performance. There can be no guarantee that current regulations will be enforced in the future, which may affect the value of your investment in the Fund. Furthermore, the Fund may invest in the shares of companies with a limited operating history, some of which may never have operated profitably. Investment in young companies with a short operating history is generally riskier than investing in companies with a longer operating history. The Fund will carry greater risk and may be more volatile than a portfolio composed of securities issued by companies operating in a wide variety of different or more established industries.

**Risk of Investing in Gold and Silver Mining Companies.** (VanEck Vectors Gold Miners ETF and VanEck Vectors Junior Gold Miners ETF only.) Because each Fund invests in stocks and depositary receipts of U.S. and foreign companies that are involved in the gold mining and silver mining industries, it is subject to certain risks associated with such companies. Investments related to gold and silver are considered speculative and are affected by a variety of factors. Competitive pressures may have a significant effect on the financial condition of gold mining and silver mining companies. Also, gold and silver mining companies are highly dependent on the price of gold bullion and silver bullion, respectively, but may also be adversely affected by a variety of worldwide economic, financial and political factors. Therefore, the securities of companies involved in the gold or silver mining industry may under- or over-perform commodities themselves over the short-term or long-term. Gold bullion and silver bullion prices may fluctuate substantially over short periods of time, even during periods of rising prices, so the Fund's Share price may be more volatile than other types of investments.

---

A drop in the price of gold and/or silver bullion would particularly adversely affect the profitability of small- and medium-capitalization mining companies and their ability to secure financing. Furthermore, companies that are only in the exploration stage are typically unable to adopt specific strategies for controlling the impact of the price of gold or silver. The price of gold has fluctuated in recent years and may continue to fluctuate. These prices may fluctuate substantially over short periods of time so each Fund's Share price may be more volatile than other types of investments. Fluctuation in the prices of gold and silver may be due to a number of factors, including the changes in inflation and changes in industrial and commercial demand for metals. Additionally, increased environmental or labor costs may depress the value of metal investments. In times of significant inflation or great economic uncertainty, gold, silver and other precious metals may outperform traditional investments such as bonds and stocks. However, in times of stable economic growth, traditional equity and debt investments could offer greater appreciation potential and the value of gold, silver and other precious metals may be adversely affected, which could in turn affect the Fund's returns.

A significant portion of the world's gold reserves are held by governments, central banks and related institutions. The production, purchase and sale of precious metals by governments or central banks or other larger holders can be negatively affected by various economic, financial, social and political factors, which may be unpredictable and may have a significant adverse impact on the supply and prices of precious metals. Additionally, the United States or foreign governments may pass laws or regulations limiting metal investments for strategic or other policy reasons.

The principal supplies of metal industries also may be concentrated in a small number of countries and regions. Economic, social and political conditions in those countries that are the largest producers of gold and silver may have a direct negative effect on the production and marketing of gold and silver and on sales of central bank gold holdings. Some gold, silver and precious metals mining operation companies may hedge their exposure to declines in gold, silver and precious metals prices by selling forward future production, which may result in lower returns during periods when the prices of gold, silver and precious metals increase.

The gold, silver and precious metals industries can be significantly adversely affected by events relating to international political developments, the success of exploration projects, commodity prices, tax and government regulations and intervention (including government restrictions on private ownership of gold and mining land), changes in inflation or expectations regarding inflation in various countries and investment speculation. If a natural disaster or other event with a significant economic impact occurs in a region where the companies in which the Fund invests operate, such disaster or event could negatively affect the profitability of such companies and, in turn, the Fund's investment in them. Gold and silver mining companies may also be significantly adversely affected by import controls, worldwide competition, environmental hazards, liability for environmental damage, depletion of resources, industrial accidents, underground fires, seismic activity, labor disputes, unexpected geological formations, availability of appropriately skilled persons, unanticipated ground and water conditions and mandated expenditures for safety and pollution control devices.

A significant number of the companies in the Junior Gold Miners Index may be early stage mining companies that are in the exploration stage only or that hold properties that might not ultimately produce gold or silver. The exploration and development of mineral deposits involve significant financial risks over a significant period of time which even a combination of careful evaluation, experience and knowledge may not eliminate. Few properties which are explored are ultimately developed into producing mines. Major expenditures may be required to establish reserves by drilling and to construct mining and processing facilities at a site. In addition, many early stage miners operate at a loss and are dependent on securing equity and/or debt financing, which might be more difficult to secure for an early stage mining company than for a more established counterpart.

**Risk of Investing in Natural Resources Companies.** (VanEck Vectors Natural Resources ETF only.) The Fund will be sensitive to, and its performance will depend to a greater extent on, the overall condition of the natural resources sector. Investments in natural resources and the natural resources sector, which include agriculture, alternatives (e.g., water and alternative energy), base and industrial metals, energy, forest products and precious metals, can be significantly affected by events relating to these industries, including international political and economic developments, embargoes, tariffs, inflation, weather and natural disasters, livestock disease, limits on exploration, often rapid changes in the supply of and demand for natural resources and other factors. The Fund's portfolio securities may experience substantial price fluctuations as a result of these factors, and may move independently of the trends of operating companies. Companies engaged in the sectors listed above may be adversely affected by changes in government policies and regulations, technological advances and/or obsolescence, environmental damage claims, energy conservation efforts, the success of exploration projects, limitations on the liquidity of certain natural resources and commodities and competition from new market entrants. Political risks and the other risks to which foreign securities are subject may also affect domestic natural resource companies if they have significant operations or investments in foreign countries. Changes in general economic conditions, including commodity price volatility, changes in exchange rates, imposition of import controls, rising interest rates, prices of raw materials and other commodities,

depletion of resources and labor relations, could adversely affect the Fund's portfolio companies. The volatility of, and interrelationships between, commodity prices can also indirectly affect certain natural resources companies due to the potential impact on the volume of commodities transported, processed, stored or distributed. In addition, the companies in which the Fund invests may also be subject to the risks associated with the energy and basic materials sectors and mining and oil and gas industries. Securities of companies within natural resources can perform differently than the overall market. This may be due to changes in such things as the regulatory or competitive environment or to changes in investor perceptions regarding a particular type of natural resource. Because the Fund may allocate relatively more assets to certain types of natural resources than others, the Fund's performance may be more sensitive to developments which affect the types of natural resources focused on by the Fund.

**Risk of Investing in Oil Refining Companies.** (VanEck Vectors Oil Refiners ETF only) The profitability of companies in the oil refining industry is related to supply and demand of all sources of energy. The price of energy, the earnings of companies in the oil refining industry, and the value of such companies' securities have recently experienced significant volatility. Additionally, the price of oil has also recently experienced significant volatility and has declined significantly, which may materially impact companies operating in the oil refining industry. Such companies are also subject to risks of changes in commodity prices, exploration and production spending, interest rates and exchange rates, government regulation, the imposition of import controls, world events, negative perception, depletion of resources, development of alternative energy sources, technological developments, labor relations and general economic conditions, as well as market, economic and political risks of the countries where oil refining companies are located or do business, fluctuations caused by events relating to international politics, including political instability, expropriation, social unrest and acts of war, acts of terrorism, economic sanctions, energy conservation, the success of exploration projects and tax and other governmental regulatory policies. Changes to U.S. trading policies could cause friction with certain oil-producing countries and between the governments of the United States and other major exporters of oil to the United States.

Oil refining companies are also subject to risks related to environmental damage, injury to persons and loss of life or the destruction of property, any of which could expose such companies to, among other things, the risk of litigation, clean-up or other remedial costs and disruption of operations. Additionally, oil refining companies are vulnerable to disruptions in operations, including those due to weather-related events such as hurricanes and transportation-related disruptions that may affect the flow of oil to the oil refining companies. Oil refining companies operate in a highly competitive and cyclical industry, with intense price competition. The operations of oil refineries are subject to stringent and complex federal, state and local environmental laws and regulations. New and more stringent environmental and health and safety laws, regulations and permit requirements or stricter interpretations of current laws or regulations could impose substantial additional costs on companies in which the Fund invests. On the other hand, even regulatory changes such as the implementation of policies with less stringent environmental protection standards and those geared away from sustainable energy development could lead to fluctuations in supply, demand and prices of oil and gas. Moreover, failure to comply with any such requirements could have a material adverse effect on a company, and there can be no assurance that companies will at all times comply with all applicable environmental laws, regulations and permit requirements. A significant portion of an oil refining company's revenues may depend on a relatively small number of customers, including governmental entities and utilities.

**Risk of Investing in Oil Services Companies.** (VanEck Vectors Oil Services ETF only.) The profitability of companies in the oil services sector is related to worldwide energy prices, including all sources of energy, and exploration and production costs. The price of energy, the earnings of companies in the oil services sector, and the value of such companies' securities have recently experienced significant volatility. Additionally, the price of oil has also recently experienced significant volatility and has declined significantly, which may materially impact companies operating in the oil services sector. Such companies are also subject to risks of changes in exchange rates and the price of oil and gas, changes in prices for competitive energy services, changes in the global supply of and demand for oil and gas, the imposition of import controls, world events, actions of the Organization of Petroleum Exporting Countries, negative perception and publicity, depletion of resources and general economic conditions, development of alternative energy sources, energy conservation efforts, technological developments and labor relations, as well as market, economic, social and political risks of the countries where oil services companies are located or do business. The values of securities of oil services companies are subject to swift price and supply fluctuations caused by events relating to international politics, including political instability, expropriation, social unrest and acts of war, energy conservation, the success of exploration projects and tax and other governmental regulatory policies. Oil services companies operate in a highly competitive and cyclical industry, with intense price competition.

The oil services sector is exposed to significant and numerous operating hazards. Oil services companies' operations are subject to hazards inherent in the oil and gas industry, such as fire, explosion, blowouts, loss of well control, oil spills, pipeline and equipment leaks and ruptures and discharges or releases of toxic or hazardous gases. Oil and gas exploration and production can be significantly affected by natural disasters and adverse weather conditions in the regions in which they



---

operate. The revenues of oil services companies may be negatively affected by contract termination and renegotiation. In the oil services sector, it is customary for contracts to provide for either automatic termination or termination at the option of the customer if the drilling unit is destroyed or lost or if drilling operations are suspended for a specified period of time as a result of events beyond the control of either party or because of equipment breakdowns. In periods of depressed market conditions, the customers of oil services companies may not honor the terms of existing contracts and may terminate contracts or seek to renegotiate contract rates and terms to reduce their obligations.

Oil services companies are subject to, and may be adversely affected by, extensive federal, state, local and foreign laws, rules and regulations. Oil exploration and production companies may also be adversely affected by environmental damage claims and other types of litigation. Laws and regulations protecting the environment may expose oil services companies to liability for the conduct of or conditions caused by others or for acts that were in compliance with all applicable laws at the time they were performed. Changes to environmental protection laws, including the implementation of policies with less stringent environmental protection standards and those geared away from sustainable energy development, could lead to fluctuations in supply, demand and prices of oil and gas. The international operations of oil services companies expose them to risks associated with instability and changes in economic and political conditions, foreign currency fluctuations, changes in interest rates, changes in foreign regulations and other risks inherent to international business. Additionally, changes to U.S. trading policies could cause friction with certain oil producing countries and between the governments of the United States and other major exporters of oil to the United States. Some of the companies in the Oil Services Index are engaged in other lines of business unrelated to oil services, and they may experience problems with these lines of business which could adversely affect their operating results. The operating results of these companies may fluctuate as a result of these additional risks and events in the other lines of business. In addition, a company's ability to engage in new activities may expose it to business risks with which it has less experience than it has with the business risks associated with its traditional businesses. Despite a company's possible success in traditional oil services activities, there can be no assurance that the other lines of business in which these companies are engaged will not have an adverse effect on a company's business or financial condition.

**Risk of Investing in Oil and Gas Companies.** (VanEck Vectors Unconventional Oil & Gas ETF only.) The profitability of companies in the oil and gas industry is related to worldwide energy prices, including all sources of energy, and exploration and production costs. The price of energy, the earnings of companies in the oil and gas industry, and the value of such companies' securities can be extremely volatile. Additionally, the price of oil has also recently experienced significant volatility and has declined significantly, which may materially impact companies operating in the oil and gas industry. Such companies are also subject to risks of changes in commodity prices, changes in the global supply of and demand for oil and gas (including reduced demand as a result of increases in energy efficiency and energy conservation efforts), interest rates, exchange rates, the prices of competitive energy services, the imposition of import controls, world events, friction with certain oil producing countries and between the governments of the United States and other major exporters of oil to the United States, actions of the Organization of Petroleum Exporting Countries, negative perception and publicity, depletion of resources, development of alternative energy sources, technological developments, labor relations and general economic conditions, as well as market, economic and political risks of the countries where oil and gas companies are located or do business, fluctuations caused by events relating to international politics, including political instability, expropriation, social unrest and acts of war, acts of terrorism, energy conservation, the success of exploration projects and tax and other governmental regulatory policies. Oil and gas companies operate in a highly competitive and cyclical industry, with intense price competition. A significant portion of their revenues may depend on a relatively small number of customers, including governmental entities and utilities.

The oil and gas industry is exposed to significant and numerous operating hazards. Oil and gas companies' operations are subject to hazards inherent in the oil and gas industry, such as fire, explosion, blowouts, loss of well control and oil spills. Companies that own or operate gas pipelines are subject to certain risks, including pipeline and equipment leaks and ruptures, explosions, fires, unscheduled downtime, transportation interruptions, discharges or releases of toxic or hazardous gases and other environmental risks. Oil and gas equipment and services, as well as oil and gas exploration and production, can be significantly affected by natural disasters and adverse weather conditions in the regions in which they operate. The revenues of oil and gas companies may be negatively affected by contract termination and renegotiation.

Oil and gas companies are subject to, and may be adversely effected by, extensive federal, state, local and foreign laws, rules and regulations. Oil and gas exploration and production companies may also be adversely affected by environmental damage claims and other types of litigation. Laws and regulations protecting the environment may expose oil and gas companies to liability for the conduct of or conditions caused by others or for acts that were in compliance with all applicable laws at the time they were performed. Changes to environmental protection laws, including the implementation of policies with less stringent environmental protection standards and those geared away from sustainable energy development, could

lead to fluctuations in supply, demand and prices of oil and gas. The international operations of oil and gas companies expose them to risks associated with instability and changes in economic and political conditions, social unrest and acts of war, foreign currency fluctuations, changes in foreign regulations and other risks inherent to international business. Such companies may also have significant capital investments or operations in, or engage in transactions involving, emerging market countries, which may increase these risks.

**Risk of Investing in Unconventional Oil and Gas Companies.** (VanEck Vectors Unconventional Oil & Gas ETF only.)

Investments in companies engaged in activities related to the exploration, development, extraction, production and/or refining of unconventional oil and natural gas involve risks in addition to those related to the oil and gas industry. New or emerging oil and gas resource development projects have limited or no production history. Consequently, an oil and gas company may be unable to accurately predict future results. Therefore, the cost of drilling, completing and operating wells in these areas may be higher than initially expected, and the value of undeveloped land may decline if drilling results are unsuccessful.

Furthermore, if drilling results are unsuccessful, an oil and gas company may be required to write down the carrying value of undeveloped land in new or emerging projects, which may have an adverse effect on the Fund's investments. Unconventional oil and gas properties are subject to customary royalty interests, liens incidental to operating agreements, tax liens and other burdens, encumbrances, easements or restrictions. Unless production is established during the term of certain undeveloped oil and gas leases, the leases will expire, and an oil and gas company will lose its right to develop the related properties. The marketability of unconventional oil and gas production depends in large part on the availability, proximity and capacity of pipeline systems owned by third parties. The lack of available capacity on these systems and facilities could reduce production of profitable wells or delay or discontinue drilling plans.

Companies engaged in activities related to the exploration, development, extraction, production and/or refining of unconventional oil and natural gas are subject to extensive environmental requirements. Failure to comply with applicable environmental requirements could adversely affect such companies, as sanctions for failure to comply with such requirements may include administrative, civil and criminal penalties; revocation of permits to conduct business; and corrective action orders, including orders to investigate and/or clean up contamination. Liability for cleanup costs, natural resources damages and other damages arising as a result of environmental laws could be substantial and adversely affect such companies. Such companies are also subject to political and economic instability and the risk of government actions. Additionally, the operations of such companies are subject to, and may be adversely affected by, extensive federal, state, local and foreign laws, rules and regulations.

The use of methods such as hydraulic fracturing may be subject to new or different regulation in the future. The EPA has asserted its interest to study and regulate the practice, and, in 2015, Federal regulations were passed to impose certain regulations on hydraulic fracturing. In addition, the regulation of hydraulic fracturing is conducted at the state level through permitting and other compliance requirements. There have been a number of initiatives and proposed initiatives at the federal, state and local level to study the environmental impacts of hydraulic fracturing and the need for further regulation of the practice. In December 2016, the EPA conducted a scientific study and concluded that hydraulic fracturing activities can impact drinking water in the United States under certain circumstances. The future impact of this study on hydraulic fracturing is unclear. Any future federal, state or local regulations that may be imposed on hydraulic fracturing could result in additional permitting and disclosure requirements (including of substances used in the fracturing process) and in additional operating restrictions. Some states and local governments have considered imposing various conditions and restrictions on operations, including bans, which could lead to operational delays and increased costs and, moreover, could delay or effectively prevent the development of oil and gas from formations that would not be economically viable without the use of hydraulic fracturing. The use of hydraulic fracturing may produce certain wastes that are not subject to federal regulations governing hazardous wastes, though they may be regulated under other federal and state laws. These wastes may in the future be designated as hazardous wastes and may thus become subject to more rigorous and costly compliance and disposal requirements.

**Risk of Investing in Rare Earth and Strategic Metals Companies.** (VanEck Vectors Rare Earth/Strategic Metals ETF only.)

Rare earth/strategic metals are industrial metals that are typically mined as by-products or secondary metals in operations focused on precious metals and base metals. Compared to base metals, they have more specialized uses and are often more difficult to extract. Currently, approximately 43 elements in the periodic table are considered rare earth/strategic metals. Rare earth metals (or rare earth elements), a subset of strategic metals, are a collection of chemical elements that are crucial to many of the world's most advanced technologies. Rare earth/strategic metals are used in a variety of technologies including, but not limited to, cellular phones, high performance batteries, flat screen televisions, and green energy technology such as wind, solar and geothermal, and are expected to be critical to the future of hybrid and electric cars, high-tech military applications including radar, missile guidance systems, navigation and night vision, and superconductors and fiber-optic communication systems.

---

The use of rare earth/strategic metals in modern technology has increased dramatically over the past years. Consequently, the demand for strategic metals has from time to time strained supply, and, as a result, there is a risk of a shortage of such materials in the world which could adversely affect the companies in the Fund's portfolio. Competitive pressures may have a significant effect on the financial condition of companies involved in the various activities that are related to the producing, refining and recycling of rare earth/strategic metals. Also, these companies are highly dependent on the demand for and price of rare earth/strategic metals, which may fluctuate substantially over short periods of time, so the Fund's Share price may be more volatile than other types of investments.

Companies involved in the various activities that are related to the producing, refining and recycling of rare earth/strategic metals tend to be small- to medium-capitalization companies with volatile share prices and can be significantly affected by events relating to international political and economic developments, energy conservation efforts, the success of exploration projects, commodity prices, tax and other government regulations, depletion of resources, and mandated expenditures for safety and pollution control devices. Moreover, some companies may be subject to the risks generally associated with extraction of natural resources, such as the risks of mining, and the risks of the hazards associated with metals and mining, such as fire, drought, and increased regulatory and environmental costs. These companies may also be significantly affected by the conditions and events that occur in the regions that the companies to which the Fund has exposure operate. The producing, refining and recycling of rare earth/strategic metals can be capital intensive and, if companies involved in such activities are not managed well, the share prices of such companies could decline even as prices for the underlying rare earth/strategic metals are rising. In addition, companies involved in the various activities that are related to the producing, refining and recycling of rare earth/strategic metals may be at risk for environmental damage claims. Furthermore, demand for rare earth/strategic metals may change rapidly and unpredictably, including as a result of the development of less expensive alternatives.

**Risk of Investing in Solar Energy Companies.** (VanEck Vectors Solar Energy ETF only.) Companies engaged in the solar energy sector may be significantly affected by increased competition from new and existing market entrants, technological developments, obsolescence of technology and short product cycles. Companies in this industry may also be significantly affected by general economic conditions such as varying prices and profits, commodity price volatility, changes in exchange rates, imposition of import controls, availability of certain inputs and materials required for production, depletion of resources, fluctuations in energy prices and supply and demand of alternative energy fuels, energy conservation efforts, labor relations and tax and other government regulations and policies. Shares of companies involved in the solar energy sector have historically been more volatile than shares of companies operating in more established industries. Additionally, the price of oil has also recently experienced significant volatility and has declined significantly, which may materially impact companies operating in the solar energy sector. Certain valuation methods currently used to value companies involved in the solar energy sector have not been in widespread use for a significant period of time. As a result, the use of these valuation methods may serve to further increase the volatility of certain solar energy company share prices. If government subsidies and economic incentives for alternative energy sources, particularly solar power, are reduced or eliminated, the demand for solar energy may decline and cause corresponding declines in the revenues and profits of companies engaged in the solar energy sector. In addition, changes in U.S., European and other governments' policies towards solar energy technology also may have an adverse effect on the Fund's performance. There is no guarantee that current regulations will be enforced in the future, which may affect the value of an investment in the Fund.

**Risk of Investing in Steel Companies.** (VanEck Vectors Steel ETF only.) Because the Fund primarily invests in stocks and depositary receipts of companies that are involved in a variety of activities related to steel production, it is subject to certain risks associated with such companies. Competitive pressures may have a significant effect on the financial condition of such companies in the steel sector. Also, these companies are highly dependent on the price of steel. These prices may fluctuate substantially over short periods of time, so the Fund's Share price may be more volatile than other types of investments. These companies are also affected by changes in government regulation, world events and economic conditions. Companies involved in the steel sector may benefit from government subsidies or certain trade protections. If those subsidies or trade protections are reduced or removed, the profits of companies engaged in the steel sector may be affected, potentially drastically. In addition, these companies are at risk for environmental damage claims. Weather conditions, a strong or weak domestic economy, political instability and conservation efforts may affect the demand for steel. Companies involved in the manufacturing and storage of iron and steel products are also impacted by the level and volatility of commodity prices, the exchange value of the dollar, changing government regulations, import controls, worldwide competition, innovation within the industry that may render a company's products obsolete, depletion of resources and mandated expenditures for safety and pollution control devices.

**Risk of Investing in Nuclear Energy Companies.** (VanEck Vectors Uranium+Nuclear Energy ETF only.) The companies represented in the Fund's portfolio may face considerable risk as a result of, among other risks, incidents and accidents,

breaches of security, ill-intentioned acts or terrorism, natural disasters (such as floods or earthquakes), equipment malfunctions or mishandling in storage, handling, transportation, treatment or conditioning of substances and nuclear materials. Such events could have serious consequences, especially in case of radioactive contamination and irradiation of the environment, for the general population, as well as a material, negative impact on the Fund's portfolio companies and thus the Fund's financial situation. In addition, the nuclear energy sector is subject to competitive risk associated with the prices of other energy sources, such as natural gas and oil, obsolescence of existing technology, short product cycles, falling prices and profits, competition from new market entrants and general economic conditions. The price of uranium may be affected by changes in inflation rates, interest rates, monetary policy, economic conditions and political stability. In addition, uranium mining companies may also be significantly affected by import controls, energy conservation efforts, the success of energy exploration projects, liability for environmental damage, depletion of resources, and mandated expenditures for safety and pollution control devices. Consumers of nuclear energy may have the ability to switch between nuclear energy and other energy sources and, as a result, during periods when competing energy sources are less expensive, the revenues of companies in the nuclear energy sector may decline with a corresponding impact on earnings.

Nuclear activity is also subject to particularly detailed and restrictive regulations, with a scheme for the monitoring and periodic re-examination of operating authorization, which primarily takes into account nuclear safety, environmental and public health protection, and also national security considerations (terrorist threats in particular). These regulations and any future regulations may be subject to significant tightening by national and international authorities. There are substantial differences among the regulatory practices and policies of various jurisdictions, and any given regulatory agency may make major shifts in policy from time to time. There is no assurance that regulatory authorities will, in the future, grant rate increases or that such increases will be adequate to permit the payment of dividends on common stocks issued by a utility company. Additionally, existing and possible future regulatory legislation may make it even more difficult for utilities to obtain adequate relief. In addition, governmental authorities may from time to time review existing policies and impose additional requirements governing the licensing, construction and operation of nuclear power plants. This could result in increased operating costs, which would have a negative impact on the Fund's portfolio companies and may cause operating businesses related to nuclear energy to become unprofitable or impractical to operate.

Uranium prices are subject to fluctuation. The price of uranium has been and will continue to be affected by numerous factors beyond the Fund's control. Such factors include the demand for nuclear power, political and economic conditions in uranium producing and consuming countries, uranium supply from secondary sources and uranium production levels and costs of production. In addition, the prices of crude oil, natural gas and electricity produced from traditional hydro power and possibly other undiscovered energy sources could potentially have a negative impact on the competitiveness of nuclear energy companies in which the Fund invests.

Securities of the companies involved in this industry have been significantly more volatile than securities of companies operating in other more established industries. Certain valuation methods currently used to value companies involved in the nuclear power and power technology sectors, particularly those companies that have not yet traded profitably, have not been in widespread use for a significant period of time. As a result, the use of these valuation methods may serve to increase further the volatility of certain alternative power and power technology company share prices.

**Risk of Regulatory Action and Changes in Governments.** (VanEck Vectors Rare Earth/Strategic Metals ETF only.) The producing, refining and recycling of rare earth/strategic metals may be significantly affected by regulatory action and changes in governments. For example, China, which produces approximately 80% of the world's rare earth supplies, has ended its former export quota for rare earth metals following a WTO ruling. Future moves by China and other countries essential to the producing, refining and recycling of rare earth/strategic metals to limit exports could have a significant adverse effect on industries around the globe and on the values of the businesses in which the Fund invests. Moreover, while it is expected that China will consume a large percentage of the rare earth/strategic metals produced within the country to support its growing economy, China has shown a willingness to flood the market for rare earth/strategic metals as it did in the late 1990s, thereby causing many operations to shut down.

**Risk of Investing in the Mining Industry.** Because the VanEck Vectors Coal ETF, VanEck Vectors Gold Miners ETF, VanEck Vectors Junior Gold Miners ETF, VanEck Vectors Natural Resources ETF, VanEck Vectors Rare Earth/Strategic Metals ETF and VanEck Vectors Steel ETF invest in stocks and depositary receipts of U.S. and foreign companies that are involved in mining, they are subject to certain risks associated with such companies. Investments in mining companies may be speculative. Competitive pressures may have a significant effect on the financial condition of such companies. Mining companies are highly dependent on the price of the underlying metal or element. These prices may fluctuate substantially over short periods of time so the Fund's Share price may be more volatile than other types of investments.

In particular, a drop in the price of coal, gold, silver bullion, steel or rare earth/strategic metals would particularly adversely affect the profitability of small- and medium-capitalization mining companies and their ability to secure financing. Furthermore,

---

companies that are only in the exploration stage are typically unable to adopt specific strategies for controlling the impact of such price changes.

Some of the companies in a Fund's Index may be early stage mining companies that are in the exploration stage only or that hold properties that might not ultimately produce these metals. Exploration and development involves significant financial risks over a significant period of time which even a combination of careful evaluation, experience and knowledge may not eliminate. Few properties which are explored are ultimately developed into producing mines. Major expenditures may be required to establish reserves by drilling and to construct mining and processing facilities at a site. In addition, many early stage miners operate at a loss and are dependent on securing equity and/or debt financing, which might be more difficult to secure for an early stage mining company than for a more established counterpart.

**Special Risk Considerations of Investing in Asian Issuers.** (VanEck Vectors Agribusiness ETF, VanEck Vectors Coal ETF, VanEck Vectors Global Alternative Energy ETF, VanEck Vectors Natural Resources ETF, VanEck Vectors Oil Refiners ETF, VanEck Vectors Rare Earth/Strategic Metals ETF, VanEck Vectors Solar Energy ETF and VanEck Vectors Uranium+Nuclear Energy ETF only.) The Fund will be subject to the risk of investing in Asian issuers. Investment in securities of issuers in Asia involves risks and special considerations not typically associated with investment in the U.S. securities markets. Certain Asian economies have experienced over-extension of credit, currency devaluations and restrictions, high unemployment, high inflation, decreased exports and economic recessions. Economic events in any one Asian country can have a significant effect on the entire Asian region as well as on major trading partners outside Asia, and any adverse effect on some or all of the Asian countries and regions in which the Fund invests. The securities markets in some Asian economies are relatively underdeveloped and may subject the Fund to higher action costs or greater uncertainty than investments in more developed securities markets. Such risks may adversely affect the value of the Fund's investments.

Governments of many Asian countries have implemented significant economic reforms in order to liberalize trade policy, promote foreign investment in their economies, reduce government control of the economy and develop market mechanisms. There can be no assurance these reforms will continue or that they will be effective. Despite recent reform and privatizations, significant regulation of investment and industry is still pervasive in many Asian countries and may restrict foreign ownership of domestic corporations and repatriation of assets, which may adversely affect the Fund's investments. Governments in some Asian countries are authoritarian in nature, have been installed or removed as a result of military coups or have periodically used force to suppress civil dissent. Disparities of wealth, the pace and success of democratization, and ethnic, religious and racial disaffection have led to social turmoil, violence and labor unrest in some countries. Unanticipated or sudden political or social developments may result in sudden and significant investment losses. Investing in certain Asian countries involves risk of loss due to expropriation, nationalization, or confiscation of assets and property or the imposition of restrictions on foreign investments and on repatriation of capital invested.

**Special Risk Considerations of Investing in Australian Issuers.** (VanEck Vectors Coal ETF, VanEck Vectors Gold Miners ETF, VanEck Vectors Junior Gold Miners ETF and VanEck Vectors Rare Earth/Strategic Metals ETF only.) Investments in Australian issuers may subject each Fund to regulatory, political, currency, security, and economic risk specific to Australia. The Australian economy is heavily dependent on exports from the agricultural and mining sectors. As a result, the Australian economy is susceptible to fluctuations in the commodity markets. The Australian economy is also becoming increasingly dependent on its growing services industry. The Australian economy is dependent on trading with key trading partners, including the United States, China, Japan, Singapore and certain European countries. Reduction in spending on Australian products and services, or changes in any of the economies, may cause an adverse impact on the Australian economy.

Additionally, Australia is located in a part of the world that has historically been prone to natural disasters, such as hurricanes and droughts, and is economically sensitive to environmental events. Any such event may adversely impact the Australian economy, causing an adverse impact on the value of the Fund.

**Special Risk Considerations of Investing in Brazilian Issuers.** (VanEck Vectors Steel ETF only.) The Brazilian economy has been characterized by frequent, and occasionally drastic, interventions by the Brazilian government, including the imposition of wage and price controls, exchange controls, limiting imports and other measures. The Brazilian government has often changed monetary, taxation, credit, trade and other policies to influence the core of Brazil's economy. Investments in Brazilian securities may be subject to certain restrictions on foreign investment. Brazil has historically experienced high rates of inflation and a high level of debt, each of which may constrain economic growth. Despite rapid development in recent years, Brazil still suffers from high levels of corruption, crime and income disparity. The Brazilian economy is also heavily dependent upon commodity prices and international trade. Unanticipated political or social developments may result in sudden and significant investment losses. An increase in prices for commodities, such as petroleum, the depreciation of the Brazilian real and future governmental measures seeking to maintain the value of the Brazilian real in relation to the U.S. dollar, may trigger increases in inflation in Brazil and may slow the rate of growth of the Brazilian economy.



**Special Risk Considerations of Investing in Canadian Issuers.** (VanEck Vectors Coal ETF, VanEck Vectors Gold Miners ETF, VanEck Vectors Junior Gold Miners ETF and VanEck Vectors Unconventional Oil & Gas ETF only.) The Canadian economy is very dependent on the demand for, and supply and price of, natural resources. The Canadian market is relatively concentrated in issuers involved in the production and distribution of natural resources. There is a risk that any changes in natural resources sectors could have an adverse impact on the Canadian economy. Additionally, the Canadian economy is heavily dependent on relationships with certain key trading partners, including the United States, countries in the EU and China. Because the United States is Canada's largest trading partner and foreign investor, the Canadian economy is dependent on and may be significantly affected by the U.S. economy. Reduction in spending on Canadian products and services or changes in the U.S. economy may adversely impact the Canadian economy. Since the implementation of the NAFTA in 1994, total two-way merchandise trade between the United States and Canada has more than doubled. To further this relationship, all three NAFTA countries entered into The Security and Prosperity Partnership of North America in March 2005, which addressed economic and security related issues. These agreements may further increase Canada's dependency on the U.S. economy. Uncertainty as to the future of NAFTA may cause a decline in the value of the Fund's Shares. Past periodic demands by the Province of Quebec for sovereignty have significantly affected equity valuations and foreign currency movements in the Canadian market and such demands may have this effect in the future. In addition, certain sectors of Canada's economy may be subject to foreign ownership limitations. This may negatively impact the Fund's ability to invest in Canadian issuers and to track the Fund's Index.

**Special Risk Considerations of Investing in Chinese Issuers.** (VanEck Vectors Coal ETF, VanEck Vectors Rare Earth/Strategic Metals ETF and VanEck Vectors Solar Energy ETF only.) Investing in securities of Chinese companies, including issuers outside of China that generate significant revenues from China, involves certain risks and considerations not typically associated with investing in securities of U.S. issuers, including, among others, (i) more frequent (and potentially widespread) trading suspensions and government interventions with respect to Chinese issuers, resulting in lack of liquidity and in price volatility, (ii) currency revaluations and other currency exchange rate fluctuations or blockage, (iii) the nature and extent of intervention by the Chinese government in the Chinese securities markets, whether such intervention will continue and the impact of such intervention or its discontinuation, (iv) the risk of nationalization or expropriation of assets, (v) the risk that the Chinese government may decide not to continue to support economic reform programs, (vi) limitations on the use of brokers, (vii) higher rates of inflation, (viii) greater political, economic and social uncertainty, (ix) market volatility caused by any potential regional or territorial conflicts or natural disasters and (x) the risk of increased trade tariffs, embargoes and other trade limitations. In addition, the economy of China differs, often unfavorably, from the U.S. economy in such respects as structure, general development, government involvement, wealth distribution, rate of inflation, growth rate, interest rates, allocation of resources and capital reinvestment, among others. The Chinese central government has historically exercised substantial control over virtually every sector of the Chinese economy through administrative regulation and/or state ownership and actions of the Chinese central and local government authorities continue to have a substantial effect on economic conditions in China. In addition, the Chinese government has from time to time taken actions that influence the prices at which certain goods may be sold, encourage companies to invest or concentrate in particular industries, induce mergers between companies in certain industries and induce private companies to publicly offer their securities to increase or continue the rate of economic growth, control the rate of inflation or otherwise regulate economic expansion. The Chinese government may do so in the future as well, potentially having a significant adverse effect on economic conditions in China.

**Risks of Investing through Stock Connect.** (VanEck Vectors Rare Earth/Strategic Metals ETF only.) The Fund may invest in A-shares listed and traded on the Shanghai Stock Exchange and the Shenzhen Stock Exchange through Stock Connect, or on such other stock exchanges in the PRC which participate in Stock Connect from time to time or in the future. Trading through Stock Connect is subject to a number of restrictions that may affect the Fund's investments and returns. For example, trading through Stock Connect is subject to daily quotas that limit the maximum daily net purchases on any particular day, each of which may restrict or preclude the Fund's ability to invest in Stock Connect A-shares. In addition, investments made through Stock Connect are subject to trading, clearance and settlement procedures that are relatively untested in the PRC, which could pose risks to the Fund. Furthermore, securities purchased via Stock Connect will be held via a book entry omnibus account in the name of HKSCC, Hong Kong's clearing entity, at the CSDCC. The Fund's ownership interest in Stock Connect securities will not be reflected directly in book entry with CSDCC and will instead only be reflected on the books of its Hong Kong sub-custodian. The Fund may therefore depend on HKSCC's ability or willingness as record-holder of Stock Connect securities to enforce the Fund's shareholder rights. PRC law did not historically recognize the concept of beneficial ownership; while PRC regulations and the Hong Kong Stock Exchange have issued clarifications and guidance supporting the concept of beneficial ownership via Stock Connect, the interpretation of beneficial ownership in the PRC by regulators and courts may continue to evolve. Moreover, Stock Connect A-shares generally may not be sold, purchased or otherwise transferred other than through Stock Connect in accordance with applicable rules.



---

A primary feature of Stock Connect is the application of the home market's laws and rules applicable to investors in A-shares. Therefore, the Fund's investments in Stock Connect A-shares are generally subject to PRC securities regulations and listing rules, among other restrictions. The Fund will not benefit from access to Hong Kong investor compensation funds, which are set up to protect against defaults of trades, when investing through Stock Connect. Stock Connect is only available on days when markets in both the PRC and Hong Kong are open, which may limit the Fund's ability to trade when it would be otherwise attractive to do so. Finally, uncertainties in PRC tax rules governing taxation of income and gains from investments in Stock Connect A-shares could result in unexpected tax liabilities for the Fund. The withholding tax treatment of dividends and capital gains payable to overseas investors currently is unsettled.

The Stock Connect program is a relatively new program and may be subject to further interpretation and guidance. There can be no assurance as to the program's continued existence or whether future developments regarding the program may restrict or adversely affect the Fund's investments or returns. In addition, the application and interpretation of the laws and regulations of Hong Kong and the PRC, and the rules, policies or guidelines published or applied by relevant regulators and exchanges in respect of the Stock Connect program are uncertain, and they may have a detrimental effect on the Fund's investments and returns.

**Special Risk Considerations of Investing in European Issuers.** (VanEck Vectors Agribusiness ETF, VanEck Vectors Global Alternative Energy ETF, VanEck Vectors Natural Resources ETF, VanEck Vectors Oil Refiners ETF, VanEck Vectors Oil Services ETF, VanEck Vectors Solar Energy ETF, VanEck Vectors Steel ETF and VanEck Vectors Uranium+Nuclear Energy ETF only.) A Fund will be subject to the risk of investing in European issuers. Investment in securities of issuers in Europe involves risks and special considerations not typically associated with investment in the U.S. securities markets. The EU requires member countries to comply with restrictions on inflation rates, deficits, interest rates, debt levels and fiscal and monetary controls, each of which may significantly affect every country in Europe. Decreasing imports or exports, changes in governmental or EU regulations on trade, changes in the exchange rate of the euro, the default or threat of default by an EU member country on its sovereign debt, and/or an economic recession in an EU member country may have a significant adverse effect on the economies of EU member countries and on major trading partners outside Europe. The European financial markets have recently experienced volatility and have been adversely affected by concerns about economic downturns, credit rating downgrades, rising government debt levels and possible default on or restructuring of government debt in several European countries, including Greece, Ireland, Italy, Portugal and Spain. A default or debt restructuring by any European country would adversely impact holders of that country's debt, and sellers of credit default swaps linked to that country's creditworthiness (which may be located in countries other than those listed in the previous sentence). These events have adversely affected the value and exchange rate of the euro and may continue to significantly affect the economies of every country in Europe, including EU member countries that do not use the euro and non-EU member countries. In addition, in a referendum held on June 23, 2016, voters in the UK voted to leave the EU, creating economic and political uncertainty in its wake. On March 29, 2017, the UK formally triggered the process of leaving the EU by invoking Article 50 of the Treaty on European Union. Significant uncertainty exists regarding the timing of the UK's withdrawal from the EU and the effects such withdrawal will have on the euro, European economies and the global markets.

Responses to the financial problems by European governments, central banks and others, including austerity measures and reforms, may not work, may result in social unrest and may limit future growth and economic recovery or have other unintended consequences. Further defaults or restructurings by governments and other entities of their debt could have additional adverse effects on economies, financial markets and asset valuations around the world. In addition, one or more countries may abandon the euro and/or withdraw from the EU. The impact of these actions, especially if they occur in a disorderly fashion, is not clear but could be significant and far-reaching.

**Special Risk Considerations of Investing in Japanese Issuers.** (VanEck Vectors Oil Refiners ETF and VanEck Vectors Uranium+Nuclear Energy ETF only.) Investment in securities of Japanese issuers, including issuers located outside of Japan that generate significant revenues from Japan, involves risks that may negatively affect the value of your investment in the Fund. Japan is located in a part of the world that has historically been prone to natural disasters such as earthquakes, volcanoes and tsunamis and is economically sensitive to environmental events. Any such event could result in a significant adverse impact on the Japanese economy. In addition, such disasters, and the resulting damage, could impair the long-term ability of issuers in which the Fund invests to conduct their businesses in the manner normally conducted.

**Special Risk Considerations of Investing in Taiwanese Issuers.** (VanEck Vectors Solar Energy ETF only.) Investments in Taiwanese issuers may subject the Fund to legal, regulatory, political, currency and economic risks that are specific to Taiwan. Specifically, Taiwan's geographic proximity and history of political contention with China have resulted in ongoing tensions between the two countries. These tensions may materially affect the Taiwanese economy and its securities market. Taiwan's economy is export-oriented, so it depends on an open world trade regime and remains vulnerable to fluctuations in the world economy.

**Risk of Investing in Foreign Securities.** Investments in the securities of foreign issuers involve risks beyond those associated with investments in U.S. securities. These additional risks include greater market volatility, the availability of less reliable financial information, higher transactional and custody costs, taxation by foreign governments, decreased market liquidity and political instability. Because certain foreign securities markets may be limited in size, the activity of large traders may have an undue influence on the prices of securities that trade in such markets. Certain foreign markets that have historically been considered relatively stable may become volatile in response to changed conditions or new developments. Increased interconnectivity of world economies and financial markets increases the possibility that adverse developments and conditions in one country or region will affect the stability of economies and financial markets in other countries or regions. Each Fund invests in securities of issuers located in countries whose economies are heavily dependent upon trading with key partners. Any reduction in this trading may have an adverse impact on a Fund's investments. The risks of investing in emerging market countries are greater than risks associated with investments in foreign developed countries.

Foreign issuers are often subject to less stringent requirements regarding accounting, auditing, financial reporting and record keeping than are U.S. issuers, and therefore, not all material information may be available or reliable. Securities exchanges or foreign governments may adopt rules or regulations that may negatively impact a Fund's ability to invest in foreign securities or may prevent each Fund from repatriating its investments. In addition, each Fund may not receive shareholder communications or be permitted to vote the securities that it holds, as the issuers may be under no legal obligation to distribute shareholder communications.

Certain foreign markets may rely heavily on particular industries or foreign capital and are more vulnerable to diplomatic developments, the imposition of economic sanctions against a particular country or countries, organizations, entities and/or individuals, changes in international trade patterns, trade barriers, and other protectionist or retaliatory measures. Economic sanctions could, among other things, effectively restrict or eliminate a Fund's ability to purchase or sell securities or groups of securities for a substantial period of time, and may make the Fund's investments in such securities harder to value. The imposition of such sanctions could impair the market value of the securities of such foreign issuers or otherwise adversely affect a Fund's operations.

Also, certain issuers located in foreign countries in which a Fund invests may operate in, or have dealings with, countries subject to sanctions and/or embargoes imposed by the U.S. Government and the United Nations and/or countries identified by the U.S. Government as state sponsors of terrorism. As a result, an issuer may sustain damage to its reputation if it is identified as an issuer which operates in, or has dealings with, such countries. A Fund, as an investor in such issuers, will be indirectly subject to those risks.

**Risk of Investing in Emerging Market Issuers.** (All Funds except for VanEck Vectors Agribusiness ETF, VanEck Vectors Global Alternative Energy ETF, VanEck Vectors Gold Miners ETF, VanEck Vectors Junior Gold Miners ETF, VanEck Vectors Natural Resources ETF, VanEck Vectors Oil Services ETF, VanEck Vectors Unconventional Oil & Gas ETF and VanEck Vectors Uranium+Nuclear Energy ETF.) Each Fund may invest its assets in securities of emerging market issuers. Investment in securities of emerging market issuers involves risks not typically associated with investments in securities of issuers in more developed countries that may negatively affect the value of your investment in the Fund. Such heightened risks may include, among others, expropriation and/or nationalization of assets, restrictions on and government intervention in international trade, confiscatory taxation, political instability, including authoritarian and/or military involvement in governmental decision making, armed conflict, the impact on the economy as a result of civil war, crime (including drug violence) and social instability as a result of religious, ethnic and/or socioeconomic unrest. Issuers in certain emerging market countries are subject to less stringent requirements regarding accounting, auditing, financial reporting and record keeping than are issuers in more developed markets, and therefore, all material information may not be available or reliable. Emerging markets are also more likely than developed markets to experience problems with the clearing and settling of trades, as well as the holding of securities by local banks, agents and depositories. Low trading volumes and volatile prices in less developed markets may make trades harder to complete and settle, and governments or trade groups may compel local agents to hold securities in designated depositories that may not be subject to independent evaluation. Local agents are held only to the standards of care of their local markets. In general, the less developed a country's securities markets are, the greater the likelihood of custody problems. Additionally, each of the factors described below could have a negative impact on the Fund's performance and increase the volatility of the Fund.

**Securities Markets.** Securities markets in emerging market countries are underdeveloped and are often considered to be less correlated to global economic cycles than those markets located in more developed countries. Securities markets in emerging market countries are subject to greater risks associated with market volatility, lower market capitalization, lower trading volume, illiquidity, inflation, greater price fluctuations, uncertainty regarding the existence of trading markets, governmental control and heavy regulation of labor and industry. These factors, coupled with restrictions on foreign investment and other factors, limit the supply of securities available for investment by a Fund. This will affect

---

the rate at which a Fund is able to invest in emerging market countries, the purchase and sale prices for such securities and the timing of purchases and sales. Emerging markets can experience high rates of inflation, deflation and currency devaluation. The prices of certain securities listed on securities markets in emerging market countries have been subject to sharp fluctuations and sudden declines and no assurance can be given as to the future performance of listed securities in general. Volatility of prices may be greater than in more developed securities markets. Moreover, securities markets in emerging market countries may be closed for extended periods of time or trading on securities markets may be suspended altogether due to political or civil unrest. Market volatility may also be heightened by the actions of a small number of investors. Brokerage firms in emerging market countries may be fewer in number and less established than brokerage firms in more developed markets. Since a Fund may need to effect securities transactions through these brokerage firms, the Fund is subject to the risk that these brokerage firms will not be able to fulfill their obligations to the Fund. This risk is magnified to the extent a Fund effects securities transactions through a single brokerage firm or a small number of brokerage firms. In addition, the infrastructure for the safe custody of securities and for purchasing and selling securities, settling trades, collecting dividends, initiating corporate actions, and following corporate activity is not as well developed in emerging market countries as is the case in certain more developed markets.

**Political and Economic Risk.** Certain emerging market countries have historically been subject to political instability and their prospects are tied to the continuation of economic and political liberalization in the region. Instability may result from factors such as government or military intervention in decision making, terrorism, civil unrest, extremism or hostilities between neighboring countries. Any of these factors, including an outbreak of hostilities, could negatively impact a Fund's returns. Extremist groups in certain countries in the Middle East and North Africa region have traditionally held anti-Western views and are opposed to openness to foreign investments. Limited political and democratic freedoms in emerging market countries might cause significant social unrest. These factors may have a significant adverse effect on an emerging market country's economy.

Many emerging market countries may be heavily dependent upon international trade and, consequently, may continue to be negatively affected by trade barriers, exchange controls, managed adjustments in relative currency values and other protectionist measures imposed or negotiated by the countries with which it trades. They also have been and may continue to be adversely affected by economic conditions in the countries with which they trade.

In addition, commodities (such as oil, gas and minerals) represent a significant percentage of certain emerging market countries' exports and these economies are particularly sensitive to fluctuations in commodity prices. Adverse economic events in one country may have a significant adverse effect on other countries of this region. In addition, most emerging market countries have experienced, at one time or another, severe and persistent levels of inflation, including, in some cases, hyperinflation. This has, in turn, led to high interest rates, extreme measures by governments to keep inflation in check, and a generally debilitating effect on economic growth. Although inflation in many countries has lessened, there is no guarantee it will remain at lower levels. The political history of certain emerging market countries has been characterized by political uncertainty, intervention by the military in civilian and economic spheres, and political corruption. Such events could reverse favorable trends toward market and economic reform, privatization, and removal of trade barriers, and result in significant disruption in securities markets in the region.

Also, from time to time, certain issuers located in emerging market countries in which the Fund invests may operate in, or have dealings with, countries subject to sanctions and/or embargoes imposed by the U.S. Government and the United Nations and/or countries identified by the U.S. Government as state sponsors of terrorism. As a result, an issuer may sustain damage to its reputation if it is identified as an issuer which operates in, or has dealings with, such countries. The Fund, as an investor in such issuers, will be indirectly subject to those risks.

The economies of one or more countries in which a Fund may invest may be in various states of transition from a planned economy to a more market oriented economy. The economies of such countries differ from the economies of most developed countries in many respects, including levels of government involvement, states of development, growth rates, control of foreign exchange and allocation of resources. Economic growth in these economies may be uneven both geographically and among various sectors of their economies and may also be accompanied by periods of high inflation. Political changes, social instability and adverse diplomatic developments in these countries could result in the imposition of additional government restrictions including expropriation of assets, confiscatory taxes or nationalization of some or all of the property held by the underlying issuers of securities included in a Fund's Index. There is no guarantee that the governments of these countries will not revert back to some form of planned or non-market oriented economy, and such governments continue to be active participants in many economic sectors through ownership positions and regulation. The allocation of resources in such countries is subject to a high level of government control. Such countries' governments may strictly regulate the payment of foreign currency denominated obligations and set monetary policy.

Through their policies, these governments may provide preferential treatment to particular industries or companies. The policies set by the government of one of these countries could have a substantial effect on that country's economy.

**Investment and Repatriation Restrictions.** The government in an emerging market country may restrict or control to varying degrees the ability of foreign investors to invest in securities of issuers located or operating in such emerging market countries. These restrictions and/or controls may at times limit or prevent foreign investment in securities of issuers located or operating in emerging market countries and may inhibit a Fund's ability to track its Index. In addition, a Fund may not be able to buy or sell securities or receive full value for such securities. Moreover, certain emerging market countries may require governmental approval or special licenses prior to investments by foreign investors and may limit the amount of investments by foreign investors in a particular industry and/or issuer; may limit such foreign investment to a certain class of securities of an issuer that may have less advantageous rights than the classes available for purchase by domiciliaries of such emerging market countries; and/or may impose additional taxes on foreign investors. A delay in obtaining a required government approval or a license would delay investments in those emerging market countries, and, as a result, a Fund may not be able to invest in certain securities while approval is pending. The government of certain emerging market countries may also withdraw or decline to renew a license that enables a Fund to invest in such country. These factors make investing in issuers located or operating in emerging market countries significantly riskier than investing in issuers located or operating in more developed countries, and any one of them could cause a decline in the value of a Fund's Shares.

Additionally, investments in issuers located in certain emerging market countries may be subject to a greater degree of risk associated with governmental approval in connection with the repatriation of investment income, capital or the proceeds of sales of securities by foreign investors. Moreover, there is the risk that if the balance of payments in an emerging market country declines, the government of such country may impose temporary restrictions on foreign capital remittances. Consequently, the Fund could be adversely affected by delays in, or a refusal to grant, required governmental approval for repatriation of capital, as well as by the application to the Fund of any restrictions on investments. Furthermore, investments in emerging market countries may require the Fund to adopt special procedures, seek local government approvals or take other actions, each of which may involve additional costs to the Fund.

**Foreign Currency Considerations.** A Fund's assets that are invested in equity securities of issuers in emerging market countries will generally be denominated in foreign currencies, and the income received by the Fund from these investments will be principally in foreign currencies. The value of an emerging market country's currency may be subject to a high degree of fluctuation. This fluctuation may be due to changes in interest rates, the effects of monetary policies issued by the United States, foreign governments, central banks or supranational entities, the imposition of currency controls or other national or global political or economic developments. The economies of certain emerging market countries can be significantly affected by currency devaluations. Certain emerging market countries may also have managed currencies which are maintained at artificial levels relative to the U.S. dollar rather than at levels determined by the market. This type of system can lead to sudden and large adjustments in the currency which, in turn, can have a disruptive and negative effect on foreign investors.

A Fund's exposure to an emerging market country's currency and changes in value of such foreign currencies versus the U.S. dollar may reduce a Fund's investment performance and the value of your investment in the Fund. Meanwhile, a Fund will compute and expects to distribute its income in U.S. dollars, and the computation of income will be made on the date that the income is earned by the Fund at the foreign exchange rate in effect on that date. Therefore, if the value of the respective emerging market country's currency falls relative to the U.S. dollar between the earning of the income and the time at which a Fund converts the relevant emerging market country's currency to U.S. dollars, the Fund may be required to liquidate certain positions in order to make distributions if the Fund has insufficient cash in U.S. dollars to meet distribution requirements under the Internal Revenue Code. The liquidation of investments, if required, could be at disadvantageous prices or otherwise have an adverse impact on a Fund's performance.

Certain emerging market countries also restrict the free conversion of their currency into foreign currencies, including the U.S. dollar. There is no significant foreign exchange market for many such currencies and it would, as a result, be difficult for a Fund to engage in foreign currency transactions designed to protect the value of the Fund's interests in securities denominated in such currencies. Furthermore, if permitted, a Fund may incur costs in connection with conversions between U.S. dollars and an emerging market country's currency. Foreign exchange dealers realize a profit based on the difference between the prices at which they are buying and selling various currencies. Thus, a dealer normally will offer to sell a foreign currency to the Fund at one rate, while offering a lesser rate of exchange should the Fund desire immediately to resell that currency to the dealer. A Fund will conduct its foreign currency exchange transactions either on a spot (*i.e.*, cash) basis at the spot rate prevailing in the foreign currency exchange market, or through entering into forward, futures or options contracts to purchase or sell foreign currencies.

---

**Operational and Settlement Risk.** In addition to having less developed securities markets, emerging market countries have less developed custody and settlement practices than certain developed countries. Rules adopted under the 1940 Act permit a Fund to maintain its foreign securities and cash in the custody of certain eligible non-U.S. banks and securities depositories. Banks in emerging market countries that are eligible foreign sub custodians may be recently organized or otherwise lack extensive operating experience. In addition, in certain emerging market countries there may be legal restrictions or limitations on the ability of a Fund to recover assets held in custody by a foreign sub-custodian in the event of the bankruptcy of the sub-custodian. Because settlement systems in emerging market countries may be less organized than in other developed markets, there may be a risk that settlement may be delayed and that cash or securities of the Fund may be in jeopardy because of failures of or defects in the systems. Under the laws in many emerging market countries, a Fund may be required to release local shares before receiving cash payment or may be required to make cash payment prior to receiving local shares, creating a risk that the Fund may surrender cash or securities without ever receiving securities or cash from the other party. Settlement systems in emerging market countries also have a higher risk of failed trades and back to back settlements may not be possible.

A Fund may not be able to convert a foreign currency to U.S. dollars in time for the settlement of redemption requests. In the event of a redemption request from an AP, a Fund will be required to deliver U.S. dollars to the AP on the settlement date. In the event that a Fund is not able to convert the foreign currency to U.S. dollars in time for settlement, which may occur as a result of the delays described above, the Fund may be required to liquidate certain investments and/or borrow money in order to fund such redemption. The liquidation of investments, if required, could be at disadvantageous prices or otherwise have an adverse impact on the Fund's performance (e.g., by causing the Fund to overweight foreign currency denominated holdings and underweight other holdings which were sold to fund redemptions). In addition, a Fund will incur interest expense on any borrowings and the borrowings will cause the Fund to be leveraged, which may magnify gains and losses on its investments.

In certain emerging market countries, the marketability of quoted shares may be limited due to the restricted opening hours of stock exchanges, and a narrow range of investors and a relatively high proportion of market value may be concentrated in the hands of a relatively small number of shareholders. In addition, because certain emerging market countries' stock exchanges on which a Fund's portfolio securities may trade are open when the NYSE Arca is closed, the Fund may be subject to heightened risk associated with market movements. Trading volume may be lower on certain emerging market countries' stock exchanges than on more developed securities markets and equities may be generally less liquid. The infrastructure for clearing, settlement and registration on the primary and secondary markets of certain emerging market countries are less developed than in certain other markets and under certain circumstances this may result in a Fund experiencing delays in settling and/or registering transactions in the markets in which it invests, particularly if the growth of foreign and domestic investment in certain emerging market countries places an undue burden on such investment infrastructure. Such delays could affect the speed with which a Fund can transmit redemption proceeds and may inhibit the initiation and realization of investment opportunities at optimum times.

Certain issuers in emerging market countries may utilize share blocking schemes. Share blocking refers to a practice, in certain foreign markets, where voting rights related to an issuer's securities are predicated on these securities being blocked from trading at the custodian or sub custodian level, for a period of time around a shareholder meeting. These restrictions have the effect of barring the purchase and sale of certain voting securities within a specified number of days before and, in certain instances, after a shareholder meeting where a vote of shareholders will be taken. Share blocking may prevent the Fund from buying or selling securities for a period of time. During the time that shares are blocked, trades in such securities will not settle. The blocking period can last up to several weeks. The process for having a blocking restriction lifted can be quite onerous with the particular requirements varying widely by country. In addition, in certain countries, the block cannot be removed. As a result of the ramifications of voting ballots in markets that allow share blocking, the Adviser, on behalf of the Fund, reserves the right to abstain from voting proxies in those markets.

**Corporate and Securities Laws.** Securities laws in emerging market countries are relatively new and unsettled and, consequently, there is a risk of rapid and unpredictable change in laws regarding foreign investment, securities regulation, title to securities and shareholder rights. Accordingly, foreign investors may be adversely affected by new or amended laws and regulations. In addition, the systems of corporate governance to which emerging market issuers are subject may be less advanced than those systems to which issuers located in more developed countries are subject, and therefore, shareholders of issuers located in emerging market countries may not receive many of the protections available to shareholders of issuers located in more developed countries. In circumstances where adequate laws and shareholder rights exist, it may not be possible to obtain swift and equitable enforcement of the law. In addition, the enforcement of systems of taxation at federal, regional and local levels in emerging market countries may be inconsistent and subject to sudden change.



**Foreign Currency Risk.** Because a Fund's assets that are invested in equity securities of issuers in foreign countries may be denominated in foreign currencies, the income received by the Fund from these investments may be in foreign currencies. A Fund's exposure to foreign currencies and changes in the value of foreign currencies versus the U.S. dollar may result in reduced returns for the Fund. Moreover, a Fund may incur costs in connection with conversions between U.S. dollars and foreign currencies. Several factors may affect the price of euros and the British pound sterling, including the debt level and trade deficit of the EMU and the UK, inflation and interest rates of the EMU and the UK and investors' expectations concerning inflation and interest rates and global or regional political, economic or financial events and situations. The European financial markets have recently experienced volatility and adverse trends due to economic downturns or concerns about rising government debt levels of certain European countries, each of which may require external assistance to meet its obligations and run the risk of default on its debt, possible bail-out by the rest of the EU or debt restructuring. Assistance given to an EU member state may be dependent on a country's implementation of reforms, including austerity measures, in order to curb the risk of default on its debt, and a failure to implement these reforms or increase revenues could result in a deep economic downturn. These events have adversely affected the exchange rate of the euro and may adversely affect the Fund and its investments. The UK's recent vote to leave the EU has impacted, and may further impact, the value of the euro and the British pound sterling, and has caused volatility and uncertainty in European and global markets. In addition, one or more countries may abandon the euro and the impact of these actions, especially if conducted in a disorderly manner, may have significant and far-reaching consequences on the euro. The value of an emerging market country's currency may be subject to a high degree of fluctuation. This fluctuation may be due to changes in interest rates, investors' expectations concerning inflation and interest rates, the emerging market country's debt levels and trade deficit, the effects of monetary policies issued by the United States, foreign governments, central banks or supranational entities, the imposition of currency controls or other national or global political or economic developments. The economies of certain emerging market countries can be significantly affected by currency devaluations. Certain emerging market countries may also have managed currencies which are maintained at artificial levels relative to the U.S. dollar rather than at levels determined by the market. This type of system could lead to sudden and large adjustments in the currency, which in turn, can have a negative effect on the Fund and its investments.

**Risk of Investing in Depository Receipts.** A Fund may invest in depository receipts, which involve similar risks to those associated with investments in foreign securities. Depository receipts are receipts listed on U.S. or foreign exchanges issued by banks or trust companies that entitle the holder to all dividends and capital gains that are paid out on the underlying foreign shares. The issuers of certain depository receipts are under no obligation to distribute shareholder communications to the holders of such receipts, or to pass through to them any voting rights with respect to the deposited securities. Investments in depository receipts may be less liquid than the underlying shares in their primary trading market and, if not included in a Fund's Index, may negatively affect a Fund's ability to replicate the performance of its Index. In addition, investments in depository receipts that are not included in a Fund's Index may lead to tracking error.

**Risk of Investing in the Basic Materials Sector.** (VanEck Vectors Agribusiness ETF, VanEck Vectors Coal ETF, VanEck Vectors Natural Resources ETF, VanEck Vectors Rare Earth/Strategic Metals ETF and VanEck Vectors Steel ETF only.) To the extent that the basic materials sector continues to represent at least a significant portion of a Fund, the Fund will be sensitive to changes in, and its performance may depend to a greater extent on, the overall condition of the basic materials sector. Companies engaged in the production and distribution of basic materials may be adversely affected by changes in world events, political and economic conditions, energy conservation, environmental policies, commodity price volatility, changes in exchange rates, imposition of import controls, increased competition, depletion of resources and labor relations.

**Risk of Investing in the Consumer Discretionary Sector.** (VanEck Vectors Global Alternative Energy ETF only.) To the extent that the consumer discretionary sector continues to represent at least a significant portion of the Fund, the Fund will be sensitive to changes in, and its performance may depend to a greater extent on, the overall condition of the consumer discretionary sector. Companies engaged in the consumer discretionary sector are subject to fluctuations in supply and demand. These companies may also be adversely affected by changes in consumer spending as a result of world events, political and economic conditions, commodity price volatility, changes in exchange rates, imposition of import controls, increased competition, depletion of resources and labor relations.

**Risk of Investing in the Consumer Staples Sector.** (VanEck Vectors Agribusiness ETF and VanEck Vectors Natural Resources ETF only.) To the extent that the consumer staples sector continues to represent at least a significant portion of a Fund, the Fund will be sensitive to changes in, and its performance may depend to a greater extent on, the overall condition of the consumer staples sector. These companies may be adversely affected by changes in the worldwide economy, consumer spending, competition, demographics and consumer preferences, exploration and production spending. Companies in this sector are also affected by changes in government regulation, world events and economic conditions.



---

**Risk of Investing in the Energy Sector.** (VanEck Vectors Coal ETF, VanEck Vectors Natural Resources ETF and VanEck Oil Refiners ETF only.) To the extent that the energy sector continues to represent at least a significant portion of a Fund, the Fund will be sensitive to changes in, and its performance may depend on, the overall condition of the energy sector. Companies operating in the energy sector are subject to risks including, but not limited to, economic growth, worldwide demand, political instability in the regions that the companies operate, government regulation stipulating rates charged by utilities, interest rate sensitivity, oil price volatility, energy conservation, environmental policies, depletion of resources and the cost of providing the specific utility services and other factors that may cannot control. Oil prices continue to remain at low levels following a significant decrease. Oil prices are subject to significant volatility, which has adversely impacted companies operating in the energy sector. In addition, these companies are at risk of civil liability from accidents resulting in injury, loss of life or property, pollution or other environmental damage claims and risk of loss from terrorism and natural disasters.

**Risk of Investing in the Health Care Sector.** (VanEck Vectors Agribusiness ETF only.) To the extent that the health care sector continues to represent at least a significant portion of the Fund, the Fund will be sensitive to changes in, and its performance may depend to a greater extent on, the overall condition of the health care sector. Companies in the health care sector may be affected by extensive government regulation, restrictions on government reimbursement for medical expenses, rising costs of medical products and services, pricing pressure, an increased emphasis on outpatient services, limited number of products, industry innovation, changes in technologies and other market developments. Many health care companies are heavily dependent on patent protection. The expiration of patents may adversely affect the profitability of these companies. Many health care companies are subject to extensive litigation based on product liability and similar claims. Health care companies are subject to competitive forces that may make it difficult to raise prices and, in fact, may result in price discounting. Many new products in the health care sector may be subject to regulatory approvals. The process of obtaining such approvals may be long and costly. Companies in the health care sector may be thinly capitalized and may be susceptible to product obsolescence.

**Risk of Investing in the Industrials Sector.** (VanEck Vectors Agribusiness ETF, VanEck Vectors Coal ETF and VanEck Vectors Global Alternative Energy ETF only.) To the extent that the industrials sector continues to represent at least a significant portion of a Fund, the Fund will be sensitive to changes in, and its performance may depend to a greater extent on, the overall condition of the industrials sector. Companies in the industrials sector may be adversely affected by changes in government regulation, world events and economic conditions. In addition, companies in the industrials sector may be adversely affected by environmental damages, product liability claims and exchange rates. The stock prices of companies in the industrials sector are affected by supply and demand both for their specific product or service and for industrial sector products in general. The products of manufacturing companies may face product obsolescence due to rapid technological developments and frequent new product introduction. In addition, the industrials sector may also be adversely affected by changes or trends in commodity prices, which may be influenced or characterized by unpredictable factors.

**Risks of Investing in the Information Technology Sector.** (VanEck Vectors Global Alternative Energy ETF only.) To the extent that the information technology sector continues to represent at least a significant portion of the Fund, the Fund will be sensitive to changes in, and its performance may depend to a greater extent on, the overall condition of the information technology sector. Information technology companies face intense competition, both domestically and internationally, which may have an adverse effect on profit margins. Information technology companies may have limited product lines, markets, financial resources or personnel. The products of information technology companies may face product obsolescence due to rapid technological developments and frequent new product introduction, unpredictable changes in growth rates and competition for the services of qualified personnel. Companies in the information technology sector are heavily dependent on patent protection and the expiration of patents may adversely affect the profitability of these companies.

**Risk of Investing in the Utilities Sector.** (VanEck Vectors Global Alternative Energy ETF, VanEck Vectors Solar Energy ETF and VanEck Vectors Uranium+Nuclear Energy ETF only.) To the extent that the utilities sector continues to represent at least a significant portion of a Fund, the Fund will be sensitive to changes in, and its performance may depend to a great extent on, the overall condition of the utilities sector. Issuers in the utilities sector are subject to a variety of factors that may adversely affect their business or operations, including high interest costs in connection with capital construction and improvement programs, difficulty in raising capital in adequate amounts on reasonable terms in periods of high inflation and unsettled capital markets, and the effects of effects of economic slowdowns and surplus capacity. Companies in the utilities sector are subject to extensive regulation, including governmental regulation of rates charged to customers, and may face difficulty in obtaining regulatory approval of new technologies. The effects of a U.S. national energy policy and lengthy delays and greatly increased costs and other problems associated with the design, construction, licensing, regulation and operation of nuclear facilities for electric generation, including, among other considerations, the problems associated with the use of radioactive materials and the disposal of radioactive wastes, may adversely affect companies in the utilities sector. Certain companies in the utilities sector may be inexperienced and may suffer potential losses resulting from a developing

deregulatory environment. Technological innovations may render existing plants, equipment or products obsolete. Companies in the utilities sector may face increased competition from other providers of utility services. The potential impact of terrorist activities on companies in the utilities sector and its customers and the impact of natural or man-made disasters may adversely affect the utilities sector. Issuers in the utilities sector also may be subject to regulation by various governmental authorities and may be affected by the imposition of special tariffs and changes in tax laws, regulatory policies and accounting standards.

**Portfolio Turnover Risk.** (VanEck Vectors Junior Gold Miners ETF only.) As a result of changes to the Junior Gold Miners Index effective June 17, 2017, it is anticipated that the Fund will have high portfolio turnover in seeking to track the Junior Gold Miners Index, which will result in increased transaction costs to the Fund, including brokerage commissions, dealer mark-ups and other transaction costs on the sale of the securities and on reinvestment in other securities.

**Risk of Investing in Small- and/or Medium-Capitalization Companies.** Each Fund may invest in small- and/or medium-capitalization companies and, therefore will be subject to certain risks associated with small- and medium-capitalization companies. These companies are often subject to less analyst coverage and may be in early and less predictable periods of their corporate existences, with little or no record of profitability. In addition, these companies often have greater price volatility, lower trading volume and less liquidity than larger more established companies. These companies tend to have smaller revenues, narrower product lines, less management depth and experience, smaller shares of their product or service markets, fewer financial resources and less competitive strength than large-capitalization companies. Returns on investments in securities of small- and medium-capitalization companies could trail the returns on investments in securities of larger companies.

**Risk of Cash Transactions.** Unlike other ETFs, VanEck Vectors Agribusiness ETF, VanEck Vectors Coal ETF, VanEck Vectors Global Alternative Energy ETF, VanEck Vectors Natural Resources ETF, VanEck Vectors Oil Refiners ETF, VanEck Vectors Rare Earth/Strategic Metals ETF and VanEck Vectors Solar Energy ETF effect their creations and redemptions partially for cash, rather than in-kind securities. As a result, an investment in such Fund may be less tax-efficient than an investment in a more conventional ETF. Other ETFs generally are able to make in-kind redemptions and avoid realizing gains in connection with transactions designed to raise cash to meet redemption requests. Because these Funds currently intend to effect a portion of redemptions for cash, rather than in-kind distributions, they may be required to sell portfolio securities in order to obtain the cash needed to distribute redemption proceeds, which involves transaction costs. If a Fund recognizes gain on these sales, this generally will cause the Fund to recognize gain it might not otherwise have recognized if it were to distribute portfolio securities in-kind, or to recognize such gain sooner than would otherwise be required. The Funds generally intend to distribute these gains to shareholders to avoid being taxed on this gain at the Fund level and otherwise comply with the special tax rules that apply to it. This strategy may cause shareholders to be subject to tax on gains they would not otherwise be subject to, or at an earlier date than, if they had made an investment in a different ETF.

**Equity Securities Risk.** The value of the equity securities held by each Fund may fall due to general market and economic conditions, perceptions regarding the markets in which the issuers of securities held by a Fund participate, or factors relating to specific issuers in which a Fund invests. For example, an adverse event, such as an unfavorable earnings report, may result in a decline in the value of equity securities of an issuer held by a Fund; the price of the equity securities of an issuer may be particularly sensitive to general movements in the securities markets; or a drop in the securities markets may depress the price of most or all of the equities securities held by a Fund. In addition, the equity securities of an issuer in a Fund's portfolio may decline in price if the issuer fails to make anticipated dividend payments. Equity securities are subordinated to preferred securities and debt in a company's capital structure with respect to priority in right to a share of corporate income, and therefore will be subject to greater dividend risk than preferred securities or debt instruments. In addition, while broad market measures of equity securities have historically generated higher average returns than fixed income securities, equity securities have generally also experienced significantly more volatility in those returns, although under certain market conditions fixed income securities may have comparable or greater price volatility. A change in the financial condition, market perception or the credit rating of an issuer of securities included in a Fund's index may cause the value of its securities to decline.

**Market Risk.** The prices of the securities in each Fund are subject to the risks associated with investing in the securities market, including general economic conditions and sudden and unpredictable drops in value. Overall securities values could decline generally or underperform other investments. An investment in a Fund may lose money.

**Operational Risk.** Each Fund is exposed to operational risk arising from a number of factors, including but not limited to, human error, processing and communication errors, errors of the Fund's service providers, counterparties or other third-parties, failed or inadequate processes and technology or system failures.

**Index Tracking Risk.** Each Fund's return may not match the return of its Index for a number of reasons. For example, a Fund incurs a number of operating expenses not applicable to its Index and incurs costs associated with buying and selling

---

securities, especially when rebalancing the Fund's securities holdings to reflect changes in the composition of its Index and, raising cash to meet redemptions or deploying cash in connection with newly created Creation Units, which are not factored into the return of its Index. Transaction costs, including brokerage costs, will decrease a Fund's NAV to the extent not offset by the transaction fee payable by an AP. Market disruptions and regulatory restrictions could have an adverse effect on a Fund's ability to adjust its exposure to the required levels in order to track its Index. There is no assurance that the Index Providers (defined herein) or any agents that may act on their behalf will compile each Fund's Index accurately, or that each Index will be determined, composed or calculated accurately. Errors in respect of the quality, accuracy and completeness of the data used to compile an Index may occur from time to time and may not be identified and corrected by the Index Providers for a period of time or at all, particularly where the indices are less commonly used as benchmarks by funds or managers. Therefore, gains, losses or costs associated with errors of the Index Providers or their agents will generally be borne by the applicable Fund and its shareholders. For example, during a period where a Fund's Index contains incorrect constituents, such Fund would have market exposure to such constituents and would be underexposed to the Index's other constituents. Such errors may negatively or positively impact the Funds and their shareholders. Any gains due to the Index Providers' or others' errors will be kept by the applicable Funds and their shareholders and any losses resulting from the Index Providers' or others' errors will be borne by the applicable Fund and its shareholders. A Fund may not be fully invested at times, either as a result of cash flows into the Fund (if the Fund effects creations and redemptions for cash) or reserves of cash held by the Fund to pay expenses or meet redemptions. In addition, a Fund may not invest in certain securities included in its Index, or invest in them in the exact proportions in which they are represented in its Index, due to legal restrictions or limitations imposed by the governments of certain countries, certain NYSE Arca listing standards, a lack of liquidity on stock exchanges in which such securities trade, potential adverse tax consequences or other regulatory reasons (such as diversification requirements). Moreover, a Fund may be delayed in purchasing or selling securities included in its Index. Any issues a Fund encounters with regard to currency convertibility (including the cost of borrowing funds, if any) and repatriation may also increase the index tracking risk. Each of VanEck Vectors Coal ETF, VanEck Vectors Oil Refiners ETF, VanEck Vectors Rare Earth/Strategic Metals ETF, VanEck Vectors Solar Energy ETF and VanEck Vectors Steel ETF may also need to rely on borrowings to meet redemptions, which may lead to increased expenses. For tax efficiency purposes, a Fund may sell certain securities, and such sale may cause the Fund to realize a loss and deviate from the performance of its Index. VanEck Vectors Agribusiness ETF, VanEck Vectors Coal ETF, VanEck Vectors Global Alternative Energy ETF, VanEck Vectors Gold Miners ETF, VanEck Vectors Junior Gold Miners ETF, VanEck Vectors Natural Resources ETF, VanEck Vectors Oil Refiners ETF, VanEck Vectors Rare Earth/Strategic Metals ETF and VanEck Vectors Solar Energy ETF may accept cash in connection with a purchase of Creation Units or effect their redemptions in cash rather than in-kind and, as a result, each Fund's ability to match the return of its respective Index will be affected.

Each Fund may fair value certain of the foreign securities and/or underlying currencies it holds except those securities primarily traded on exchanges that close at the same time the Fund calculates its NAV. To the extent a Fund calculates its NAV based on fair value prices and the value of its Index is based on securities' closing prices on local foreign markets (*i.e.*, the value of its Index is not based on fair value prices) or if a Fund otherwise calculates its NAV based on prices that differ from those used in calculating its Index, the Fund's ability to track its Index may be adversely affected. The need to comply with the tax diversification and other requirements of the Internal Revenue Code may also impact a Fund's ability to replicate the performance of its Index. In addition, if a Fund utilizes depositary receipts and other derivative instruments that are not included in its Index, its return may not correlate as well with the returns of its Index as would be the case if the Fund purchased all the securities in its Index directly. Actions taken in response to proposed corporate actions could result in increased tracking error. In light of the factors discussed above, each Fund's return may deviate significantly from the return of its Index.

Index tracking risk may be heightened during times of increased market volatility or other unusual market conditions. Errors in the construction or calculation of a Fund's Index may occur from time to time. Any such errors may not be identified or corrected by an Index's Provider for some period of time, which may have an adverse effect on a Fund and its shareholders.

**Authorized Participant Concentration Risk.** A Fund may have a limited number of financial institutions that act as APs, none of which are obligated to engage in creation and/or redemption transactions. To the extent that those APs exit the business, or are unable to or choose not to process creation and/or redemption orders, and no other AP is able to step forward to create and redeem, there may be a significantly diminished trading market for Shares or Shares may trade like closed-end funds at a discount (or premium) to NAV and possibly face trading halts and/or de-listing. The AP concentration risk may be heightened in scenarios where APs have limited or diminished access to the capital required to post collateral.

**No Guarantee of Active Trading Market.** While Shares are listed on NYSE Arca, there can be no assurance that an active trading market for the Shares will be maintained. Further, secondary markets may be subject to irregular trading activity, wide bid/ask spreads and extended trade settlement periods in times of market stress because market makers and APs may step away from making a market in the Shares and in executing creation and redemption orders, which could cause a material

deviation in a Fund's market price from its NAV. Van Eck Securities Corporation, the distributor of the Shares (the "Distributor"), does not maintain a secondary market in the Shares. Investors purchasing and selling shares in the secondary market may not experience investment results consistent with those experienced by those APs creating and redeeming directly with a Fund.

Decisions by market makers or APs to reduce their role or "step away" from these activities in times of market stress could inhibit the effectiveness of the arbitrage process in maintaining the relationship between the underlying value of a Fund's portfolio securities and the Fund's market price. This reduced effectiveness could result in Fund Shares trading at a price which differs materially from NAV and also in greater than normal intraday bid/ask spreads for Fund Shares.

**Trading Issues.** Trading in Shares on NYSE Arca may be halted due to market conditions or for reasons that, in the view of NYSE Arca, make trading in Shares inadvisable. In addition, trading in Shares on NYSE Arca is subject to trading halts caused by extraordinary market volatility pursuant to NYSE Arca's "circuit breaker" rules. There can be no assurance that the requirements of NYSE Arca necessary to maintain the listing of a Fund will continue to be met or will remain unchanged.

**Replication Management Risk.** Unlike many investment companies, the Funds are not "actively" managed. Therefore, unless a specific security is removed from its Index, a Fund generally would not sell a security because the security's issuer is in financial trouble. If a specific security is removed from a Fund's Index, the Fund may be forced to sell such security at an inopportune time or for prices other than at current market values. An investment in a Fund involves risks similar to those of investing in any fund of equity securities traded on an exchange, such as market fluctuations caused by such factors as economic and political developments, changes in interest rates and perceived trends in security prices. Each Fund's Index may not contain the appropriate or a diversified mix of securities for any particular economic cycle. The timing of changes in the securities of a Fund's portfolio in seeking to replicate its Index could have a negative effect on the Fund. Unlike with an actively managed fund, the Adviser does not use techniques or defensive strategies designed to lessen the effects of market volatility or to reduce the impact of periods of market decline. This means that, based on market and economic conditions, a Fund's performance could be lower than funds that may actively shift their portfolio assets to take advantage of market opportunities or to lessen the impact of a market decline or a decline in the value of one or more issuers.

**Shareholder Risk.** Certain shareholders, including other funds advised by the Adviser, may from time to time own a substantial amount of a Fund's Shares. In addition, a third party investor, the Adviser or an affiliate of the Adviser, an AP, a market maker, or another entity may invest in a Fund and hold its investment for a limited period of time. There can be no assurance that any large shareholder would not redeem its investment. Redemptions by shareholders could have a negative impact on a Fund. In addition, transactions by large shareholders may account for a large percentage of the trading volume on the NYSE Arca and may, therefore, have a material effect on the market price of the Shares.

**Fund Shares Trading, Premium/Discount Risk and Liquidity of Fund Shares.** Disruptions to creations and redemptions, the existence of market volatility or potential lack of an active trading market for Shares (including through a trading halt), as well as other factors, may result in Shares trading at a significant premium or discount to NAV or to the intraday value of a Fund's holdings. The NAV of the Shares will fluctuate with changes in the market value of a Fund's securities holdings. The market prices of Shares will fluctuate, in some cases materially, in accordance with changes in NAV and the intraday value of a Fund's holdings, as well as supply and demand on the NYSE Arca. The Adviser cannot predict whether Shares will trade below, at or above their NAV. Given the fact that Shares can be created and redeemed by APs in Creation Units, the Adviser believes that large discounts or premiums to the NAV of Shares should not be sustained in the long-term. While the creation/redemption feature is designed to make it likely that Shares normally will trade close to the value of a Fund's holdings, market prices are not expected to correlate exactly to the Fund's NAV due to timing reasons, supply and demand imbalances and other factors. The price differences may be due, in large part, to the fact that supply and demand forces at work in the secondary trading market for Shares may be closely related to, but not necessarily identical to, the same forces influencing the prices of the securities of a Fund's portfolio of investments trading individually or in the aggregate at any point in time. If a shareholder purchases Shares at a time when the market price is at a premium to the NAV or sells Shares at a time when the market price is at a discount to the NAV, the shareholder may pay significantly more or receive significantly less than the underlying value of the Shares that were bought or sold. Any of these factors, discussed above and further below, may lead to the Shares trading at a premium or discount to a Fund's NAV. In addition, because certain of a Fund's underlying securities trade on exchanges that are closed when the NYSE Arca (*i.e.*, the exchange that Shares of the Fund trade on) is open, there are likely to be deviations between the expected value of an underlying security and the closing security's price (*i.e.*, the last quote from its closed foreign market) resulting in premiums or discounts to NAV that may be greater than those experienced by other ETFs. In addition, the securities held by a Fund may be traded in markets that close at a different time than NYSE Arca. Liquidity in those securities may be reduced after the applicable closing times. Accordingly, during the time when NYSE Arca is open but after the applicable market closing, fixing or settlement times, bid/ask spreads and the resulting premium or discount to the Shares' NAV may widen. Additionally, in stressed market

---

conditions, the market for a Fund's Shares may become less liquid in response to deteriorating liquidity in the markets for the Fund's underlying portfolio holdings.

When you buy or sell Shares of a Fund through a broker, you will likely incur a brokerage commission or other charges imposed by brokers. In addition, the market price of Shares, like the price of any exchange-traded security, includes a bid/ask spread charged by the market makers or other participants that trade the particular security. The spread of a Fund's Shares varies over time based on the Fund's trading volume and market liquidity and may increase if the Fund's trading volume, the spread of the Fund's underlying securities, or market liquidity decrease. In times of severe market disruption, including when trading of a Fund's holdings may be halted, the bid/ask spread may increase significantly.

**Issuer-Specific Changes Risk.** (VanEck Vectors Coal ETF, VanEck Vectors Oil Refiners ETF, VanEck Vectors Oil Services ETF, VanEck Vectors Rare Earth/Strategic Metals ETF and VanEck Vectors Uranium+Nuclear Energy ETF only.) The value of individual securities or particular types of securities in a Fund's portfolio can be more volatile than the market as a whole and can perform differently from the value of the market as a whole, which may have a greater impact if the Fund's portfolio is concentrated in a country, group of countries, region, market, industry, group of industries, sector or asset class. The value of securities of smaller issuers can be more volatile than that of larger issuers. A change in the financial condition, market perception or credit rating of an issuer of securities included in a Fund's Index may cause the value of its securities to decline.

**Non-Diversified Risk.** Each Fund is a separate investment portfolio of VanEck Vectors ETF Trust (the "Trust"), which is an open-end investment company registered under the 1940 Act. Each Fund, except for VanEck Vectors Natural Resources ETF, is classified as a "non-diversified" fund under the 1940 Act. Moreover, each Fund is subject to the risk that it will be more volatile than a diversified fund because the Fund may invest its assets in a smaller number of issuers or may invest a larger proportion of its assets in a single issuer. As a result, the gains and losses on a single investment may have a greater impact on a Fund's NAV and may make the Fund more volatile than more diversified funds. VanEck Vectors Coal ETF, VanEck Vectors Oil Refiners ETF, VanEck Vectors Steel ETF, VanEck Vectors Oil Services ETF and VanEck Vectors Rare Earth/Strategic Metals ETF may be particularly vulnerable to this risk because their respective Indices are comprised of securities of a limited number of companies.

**Concentration Risk.** A Fund's assets may be concentrated in a particular sector or sectors or industry or group of industries to the extent that its Index concentrates in a particular sector or sectors or industry or group of industries. The securities of many or all of the companies in the same sector or industry may decline in value due to developments adversely affecting such sector or industry. By concentrating its assets in a particular sector or sectors or industry or group of industries, a Fund is subject to the risk that economic, political or other conditions that have a negative effect on that sector or sectors or industry or group of industries will negatively impact the Fund to a greater extent than if the Fund's assets were invested in a wider variety of sectors or industries.

#### **ADDITIONAL NON-PRINCIPAL INVESTMENT STRATEGIES**

Each Fund may invest in securities not included in its Index, money market instruments, including repurchase agreements or other funds which invest exclusively in money market instruments, convertible securities, structured notes (notes on which the amount of principal repayment and interest payments are based on the movement of one or more specified factors, such as the movement of a particular stock or stock index) and certain derivatives, which the Adviser believes will help a Fund track its Index. A Fund may invest in master limited partnerships ("MLPs") to the extent they are included in its Index. MLPs are limited partnerships that are operated under the supervision of one or more managing general partners. The ownership interests/common units of an MLP are listed and publicly traded on securities exchanges or in the over-the-counter market. Depositary receipts not included in a Fund's Index may be used by the Fund in seeking performance that corresponds to its respective Index and in managing cash flows, and may count towards compliance with a Fund's 80% policy. Each Fund may also invest, to the extent permitted by the 1940 Act, in other affiliated and unaffiliated funds, such as open-end or closed-end management investment companies, including other ETFs. A Fund will not invest in money market instruments as part of a temporary defensive strategy to protect against potential stock market declines.

#### **BORROWING MONEY**

Each Fund may borrow money from a bank up to a limit of one-third of the market value of its assets. Each Fund has entered into a credit facility to borrow money for temporary, emergency or other purposes, including the funding of Shareholder redemption requests, trade settlements and as necessary to distribute to shareholders any income required to maintain such Fund's status as a regulated investment company. To the extent that a Fund borrows money, it may be leveraged; at such times, the Fund will appreciate or depreciate in value more rapidly than its Index. Leverage generally has the effect of increasing the amount of loss or gain a Fund might realize, and may increase volatility in the value of such Fund's investments.



**LENDING PORTFOLIO SECURITIES**

Each Fund may lend its portfolio securities to brokers, dealers and other financial institutions desiring to borrow securities to complete transactions and for other purposes. In connection with such loans, a Fund receives liquid collateral equal to at least 102% of the value of the portfolio securities being loaned. This collateral is marked-to-market on a daily basis. Although a Fund will receive collateral in connection with all loans of its securities holdings, the Fund would be exposed to a risk of loss should a borrower fail to return the borrowed securities (e.g., the Fund would have to buy replacement securities and the loaned securities may have appreciated beyond the value of the collateral held by the Fund) or become insolvent. A Fund may pay fees to the party arranging the loan of securities. In addition, a Fund will bear the risk of loss of any cash collateral that it invests.

**ADDITIONAL NON-PRINCIPAL RISKS**

**Risk of Investing in MLPs.** MLP units may trade infrequently and in limited volume. Investments in MLPs could also expose a Fund to volatility risk, because units of MLPs may be subject to more abrupt or erratic price movements than securities of larger or more broadly based companies. Holders of MLP units are subject to certain risks inherent in the structure of MLPs, including (i) tax risks (described further below), (ii) the limited ability to elect or remove management or the general partner or managing member (iii) limited voting rights and (iv) conflicts of interest between the general partner or managing member and its affiliates and the limited partners or members. Holders of units of MLPs have more limited control rights and limited rights to vote on matters affecting the MLP as compared to holders of stock of a corporation. For example, MLP unit holders may not elect the general partner or the directors of the general partner and the MLP unit holders have limited ability to remove an MLP's general partner. MLPs are controlled by their general partners, which generally have conflicts of interest and limited fiduciary duties to the MLP, which may permit the general partner to favor its own interests over the MLPs. The amount of cash that each individual MLP can distribute to its partners will depend on the amount of cash it generates from operations, which will vary from quarter to quarter depending on factors affecting the particular business lines of the MLP. Available cash will also depend on the MLPs' level of operating costs (including incentive distributions to the general partner), level of capital expenditures, debt service requirements, acquisition costs (if any), fluctuations in working capital needs and other factors.

Some MLPs may be treated as "passive foreign investment companies" or "controlled foreign corporations" corporations for U.S. federal income tax purposes. The manner and extent of a Fund's investments in MLPs may be limited by its intention to qualify as a regulated investment company under the Internal Revenue Code (which would increase the risk of tracking error), and any such investments by the Fund may adversely affect the ability of the Fund to so qualify. If any of the MLPs owned by a Fund were treated as entities other than partnerships for U.S. federal income tax purposes, it could result in a reduction of the value of an investment in the Fund.

**Risk of Investing in Derivatives.** Derivatives are financial instruments whose values are based on the value of one or more reference assets or indicators, such as a security, currency, interest rate, or index. A Fund's use of derivatives involves risks different from, and possibly greater than, the risks associated with investing directly in securities and other more traditional investments. Moreover, although the value of a derivative is based on an underlying indicator, a derivative does not carry the same rights as would be the case if a Fund invested directly in the underlying securities, currencies or other assets.

Derivatives are subject to a number of risks, such as potential changes in value in response to market developments or, in the case of "over-the-counter" derivatives, as a result of a counterparty's credit quality, and the risk that a derivative transaction may not have the effect the Adviser anticipated. Derivatives also involve the risk of mispricing or improper valuation and the risk that changes in the value of a derivative may not achieve the desired correlation with the underlying asset or indicator. Derivative transactions can create investment leverage and may be highly volatile, and a Fund could lose more than the amount it invests. The use of derivatives may increase the amount and affect the timing and character of taxes payable by shareholders of a Fund.

Many derivative transactions are entered into "over-the-counter" (not on an exchange or contract market); as a result, the value of such a derivative transaction will depend on, among other factors, the ability and the willingness of a Fund's counterparty to perform its obligations under the transaction. If a counterparty were to default on its obligations, a Fund's contractual remedies against such counterparty may be subject to bankruptcy and insolvency laws, which could affect the Fund's rights as a creditor (e.g., the Fund may not receive the net amount of payments that it is contractually entitled to receive). A liquid secondary market may not always exist for a Fund's derivative positions at any time.

In December 2015, the Securities and Exchange Commission ("SEC") proposed new regulations applicable to an ETF's use of derivatives. If adopted as proposed, these regulations could potentially limit or impact a Fund's ability to invest in derivatives and negatively affect the Fund's performance and ability to pursue its stated investment objectives.

**Relationship to Commodities.** (VanEck Vectors Coal ETF, VanEck Vectors Gold Miners ETF, VanEck Vectors Junior Gold Miners ETF, VanEck Vectors Rare Earth/Strategic Metals ETF, VanEck Vectors Oil Refiners ETF, VanEck Vectors Steel ETF,



---

VanEck Vectors Unconventional Oil & Gas ETF, and VanEck Vectors Uranium+Nuclear Energy ETF only.) Each Fund's respective Index measures the performance of equity securities of companies in the coal, gold and silver mining, rare earth/strategic metals, steel, oil & gas and uranium industries, as applicable. Commodities markets have historically been extremely volatile, and commodity prices are affected by various factors, including changes in overall market movements, commodity index volatility, changes in interest rates, or factors affecting a particular industry or commodity, such as weather, embargoes, tariffs and international economic, political and regulatory developments. Each Fund's respective Index does not measure the performance of direct investments in coal, gold, silver, rare earth/strategic metals, steel or uranium (as applicable) and, therefore, may not move in the same direction and to the same extent as direct investments in the underlying commodities.

**Leverage Risk.** To the extent that a Fund borrows money or utilizes certain derivatives, it may be leveraged. Leveraging generally exaggerates the effect on NAV of any increase or decrease in the market value of a Fund's portfolio securities. To manage the risk associated with leveraging, a Fund may segregate liquid assets, or otherwise "cover" its derivatives position in a manner consistent with the 1940 Act and the rules and SEC interpretations thereunder. A Fund may modify its asset segregation policies at any time to comply with any changes in the SEC's positions regarding asset segregation.

---

## TAX ADVANTAGED PRODUCT STRUCTURE

---

Unlike many conventional mutual funds which are only bought and sold at closing NAVs, the Shares of each Fund have been designed to be tradable in a secondary market on an intra-day basis and to be created and redeemed in-kind, except for VanEck Vectors Agribusiness ETF, VanEck Vectors Coal ETF, VanEck Vectors Global Alternative Energy ETF, VanEck Vectors Natural Resources ETF, VanEck Vectors Oil Refiners ETF, VanEck Vectors Rare Earth/Strategic Metals ETF and VanEck Vectors Solar Energy ETF whose Shares are created and redeemed partially for cash, in Creation Units at each day's market close. These in-kind arrangements are designed to mitigate the adverse effects on a Fund's portfolio that could arise from frequent cash purchase and redemption transactions that affect the NAV of the Fund. Moreover, in contrast to conventional mutual funds, where frequent redemptions can have an adverse tax impact on taxable shareholders because of the need to sell portfolio securities which, in turn, may generate taxable gain, the in-kind redemption mechanism of certain Funds, to the extent used, generally is not expected to lead to a tax event for shareholders whose shares are not being redeemed.

---

## PORTFOLIO HOLDINGS

---

A description of each Fund's policies and procedures with respect to the disclosure of the Fund's portfolio securities is available in the Fund's SAI.

---

## MANAGEMENT OF THE FUNDS

---

**Board of Trustees.** The Board of Trustees of the Trust has responsibility for the general oversight of the management of the Funds, including general supervision of the Adviser and other service providers, but is not involved in the day-to-day management of the Trust. A list of the Trustees and the Trust officers, and their present positions and principal occupations, is provided in the Funds' SAI.

**Investment Adviser.** Under the terms of an investment management agreement between the Trust and Van Eck Associates Corporation with respect to VanEck Vectors Gold Miners ETF (the "Gold Miners Investment Management Agreement") and an investment management agreement between the Trust and Van Eck Associates Corporation with respect to each of the other Funds (the "Investment Management Agreement" and, together with the Gold Miners Investment Management Agreement, the "Investment Management Agreements"), Van Eck Associates Corporation serves as the adviser to each Fund and, subject to the supervision of the Board of Trustees, is responsible for the day-to-day investment management of the Funds. Under the Gold Miners Investment Management Agreement (but not the Investment Management Agreement), the Adviser is obligated to provide certain fund accounting services to VanEck Vectors Gold Miners ETF. As of December 31, 2016, the Adviser

## MANAGEMENT OF THE FUNDS (continued)

---

managed approximately \$38 billion in assets. The Adviser has been an investment adviser since 1955 and also acts as adviser or sub-adviser to mutual funds, other exchange-traded funds, other pooled investment vehicles and separate accounts. The Adviser's principal business address is 666 Third Avenue, 9th Floor, New York, New York 10017.

A discussion regarding the Board of Trustees' approval of the Investment Management Agreements with respect to all Funds except VanEck Vectors Oil Refiners ETF is available in the Trust's semi-annual report for the period ended June 30, 2016. A discussion regarding the Board of Trustees' approval of the Investment Management Agreement with respect to VanEck Vectors Oil Refiners ETF is available in the Trust's annual report for the year ended December 31, 2016.

For the services provided to each Fund under the Investment Management Agreements, each Fund pays the Adviser monthly fees based on a percentage of each Fund's average daily net assets at the annual rate of 0.50% (with respect to the VanEck Vectors Agribusiness ETF, VanEck Vectors Coal ETF, VanEck Vectors Global Alternative Energy ETF, VanEck Vectors Gold Miners ETF, VanEck Vectors Junior Gold Miners ETF, VanEck Vectors Natural Resources ETF, VanEck Vectors Rare Earth/Strategic Metals ETF, VanEck Vectors Solar Energy ETF, VanEck Vectors Steel ETF, VanEck Vectors Unconventional Oil & Gas ETF and VanEck Vectors Uranium+Nuclear Energy ETF) and 0.35% (with respect to the VanEck Vectors Oil Services ETF). Until at least May 1, 2018 the Adviser has agreed to waive fees and/or pay Fund expenses to the extent necessary to prevent the operating expenses of each Fund (excluding interest expense, trading expenses, taxes and extraordinary expenses) from exceeding 0.35% (with respect to VanEck Vectors Oil Services ETF), 0.49% (with respect to VanEck Vectors Natural Resources ETF), 0.53% (with respect to VanEck Vectors Gold Miners ETF), 0.54% (with respect to VanEck Vectors Unconventional Oil & Gas ETF), 0.55% (with respect to VanEck Vectors Steel ETF), 0.56% (with respect to VanEck Vectors Agribusiness ETF and VanEck Vectors Junior Gold Miners ETF), 0.57% (with respect to VanEck Vectors Rare Earth/Strategic Metals ETF), 0.59% (with respect to VanEck Vectors Coal ETF and VanEck Vectors Oil Refiners ETF), 0.60% (with respect to VanEck Vectors Uranium+Nuclear Energy ETF), 0.62% (with respect to VanEck Vectors Global Alternative Energy ETF) and 0.65% (with respect to VanEck Vectors Solar Energy ETF) of its average daily net assets per year.

Each Fund is responsible for all of its expenses, including the investment advisory fees, costs of transfer agency, custody, legal, audit and other services, interest, taxes, any distribution fees or expenses, offering fees or expenses and extraordinary expenses.

**Manager of Managers Structure.** With respect to VanEck Vectors Oil Refiners ETF, the Adviser and the Trust may rely on an exemptive order (the "Order") from the SEC that permits the Adviser to enter into investment sub-advisory agreements with unaffiliated sub-advisers without obtaining shareholder approval. The Adviser, subject to the review and approval of the Board of Trustees, may select one or more sub-advisers for the Fund and supervise, monitor and evaluate the performance of each sub-adviser.

The Order also permits the Adviser, subject to the approval of the Board of Trustees, to replace sub-advisers and amend investment sub-advisory agreements, including applicable fee arrangements, without shareholder approval whenever the Adviser and the Board of Trustees believe such action will benefit the Fund and its shareholders. The Adviser thus would have the responsibility (subject to the oversight of the Board of Trustees) to recommend the hiring and replacement of sub-advisers as well as the discretion to terminate any sub-adviser and reallocate the Fund's assets for management among any other sub-adviser(s) and itself. This means that the Adviser would be able to reduce the sub-advisory fees and retain a larger portion of the management fee, or increase the sub-advisory fees and retain a smaller portion of the management fee. The Adviser would compensate each sub-adviser out of its management fee.

**Administrator, Custodian and Transfer Agent.** Van Eck Associates Corporation is the administrator for the Funds (the "Administrator"), and The Bank of New York Mellon is the custodian of the Funds' assets and provides transfer agency and fund accounting services to the Funds. The Administrator is responsible for certain clerical, recordkeeping and/or bookkeeping services which are provided pursuant to the Investment Management Agreement.

**Distributor.** Van Eck Securities Corporation is the distributor of the Shares. The Distributor will not distribute Shares in less than Creation Units, and does not maintain a secondary market in the Shares. The Shares are traded in the secondary market.

## PORTFOLIO MANAGERS

---

The portfolio managers who currently share joint responsibility for the day-to-day management of each Fund's portfolio are Hao-Hung (Peter) Liao and George Chao. Mr. Liao has been employed by the Adviser since the summer of 2004. Mr. Liao also serves as a portfolio manager for certain other investment companies advised by the Adviser. Mr. Chao has been

---

employed by the Adviser since December 2007. Prior to joining the Adviser, he served as a Controller of Operations Administrations Division and Corporate Safety (September 2006 to December 2007) for United Airlines. Messrs. Liao and Chao also serve as portfolio managers for certain other investment companies and pooled investment vehicles managed by the Adviser. See the Funds' SAI for additional information about the portfolio managers' compensation, other accounts managed by the portfolio managers and their respective ownership of Shares of each Fund.

---

## SHAREHOLDER INFORMATION

---

### DETERMINATION OF NAV

The NAV per Share for each Fund is computed by dividing the value of the net assets of the Fund (*i.e.*, the value of its total assets less total liabilities) by the total number of Shares outstanding. Expenses and fees, including the management fee, are accrued daily and taken into account for purposes of determining NAV. The NAV of each Fund is determined each business day as of the close of trading (ordinarily 4:00 p.m., Eastern time) on the New York Stock Exchange.

The values of each Fund's portfolio securities are based on the securities' closing prices on the markets on which the securities trade, when available. Due to the time differences between the United States and certain countries in which certain Funds invest, securities on these exchanges may not trade at times when Shares of the Fund will trade. In the absence of a last reported sales price, or if no sales were reported, and for other assets for which market quotes are not readily available, values may be based on quotes obtained from a quotation reporting system, established market makers or by an outside independent pricing service. Debt instruments with remaining maturities of more than 60 days are valued at the evaluated mean price provided by an outside independent pricing service. If an outside independent pricing service is unable to provide a valuation, the instrument is valued at the mean of the highest bid and the lowest asked quotes obtained from one or more brokers or dealers selected by the Adviser. Prices obtained by an outside independent pricing service may use information provided by market makers or estimates of market values obtained from yield data related to investments or securities with similar characteristics and may use a computerized grid matrix of securities and its evaluations in determining what it believes is the fair value of the portfolio securities. Short-term debt instruments having a maturity of 60 days or less are valued at amortized cost. Any assets or liabilities denominated in currencies other than the U.S. dollar are converted into U.S. dollars at the current market rates on the date of valuation as quoted by one or more sources. If a market quotation for a security or other asset is not readily available or the Adviser believes it does not otherwise accurately reflect the market value of the security or asset at the time a Fund calculates its NAV, the security or asset will be fair valued by the Adviser in accordance with the Trust's valuation policies and procedures approved by the Board of Trustees. Each Fund may also use fair value pricing in a variety of circumstances, including but not limited to, situations when the value of a security in the Fund's portfolio has been materially affected by events occurring after the close of the market on which the security is principally traded (such as a corporate action or other news that may materially affect the price of a security) or trading in a security has been suspended or halted. In addition, each Fund that holds foreign equity securities currently expects that it will fair value certain of the foreign equity securities held by the Fund each day the Fund calculates its NAV, except those securities principally traded on exchanges that close at the same time the Fund calculates its NAV.

Accordingly, a Fund's NAV may reflect certain portfolio securities' fair values rather than their market prices at the time the exchanges on which they principally trade close. Fair value pricing involves subjective judgments and it is possible that a fair value determination for a security or other asset is materially different than the value that could be realized upon the sale of such security or asset. In addition, fair value pricing could result in a difference between the prices used to calculate a Fund's NAV and the prices used by such Fund's Index. This may adversely affect a Fund's ability to track its Index. With respect to securities that are principally traded on foreign exchanges, the value of a Fund's portfolio securities may change on days when you will not be able to purchase or sell your Shares.

### INTRADAY VALUE

The trading prices of the Funds' Shares in the secondary market generally differ from the Funds' daily NAV and are affected by market forces such as the supply of and demand for Fund Shares and underlying securities held by each Fund, economic conditions and other factors. Information regarding the intraday value of the Funds' Shares ("IIV") is disseminated every 15 seconds throughout each trading day by NYSE Arca or by market data vendors or other information providers. The IIV is based on the current market value of the securities and/or cash required to be deposited in exchange for a Creation Unit. The IIV does not necessarily reflect the precise composition of the current portfolio of securities held by each Fund at a particular point in time or the best possible valuation of the current portfolio. Therefore, the IIV should not be viewed as a

“real-time” update of the Funds’ NAV, which is computed only once a day. The IIV is generally determined by using current market quotations and/or price quotations obtained from broker-dealers and other market intermediaries that may trade in the portfolio securities held by each Fund and valuations based on current market rates. The quotations and/or valuations of certain Fund holdings may not be updated during U.S. trading hours if such holdings do not trade in the United States. Each Fund is not involved in, or responsible for, the calculation or dissemination of the IIV and makes no warranty as to its accuracy.

#### **RULE 144A AND OTHER UNREGISTERED SECURITIES**

An AP (*i.e.*, a person eligible to place orders with the Distributor to create or redeem Creation Units of a Fund) that is not a “qualified institutional buyer,” as such term is defined under Rule 144A of the Securities Act of 1933, as amended (“Securities Act”), will not be able to receive, as part of a redemption, restricted securities eligible for resale under Rule 144A or other unregistered securities.

#### **BUYING AND SELLING EXCHANGE-TRADED SHARES**

The Shares of the Funds are listed on NYSE Arca. If you buy or sell Shares in the secondary market, you will incur customary brokerage commissions and charges and may pay some or all of the “spread,” which is any difference between the bid price and the ask price. The spread varies over time for a Fund’s Shares based on a Fund’s trading volume and market liquidity, and is generally lower if the Funds have high trading volume and market liquidity, and generally higher if the Funds have little trading volume and market liquidity (which is often the case for funds that are newly launched or small in size). In times of severe market disruption or low trading volume in a Fund’s Shares, this spread can increase significantly. It is anticipated that the Shares will trade in the secondary market at prices that may differ to varying degrees from the NAV of the Shares. During periods of disruptions to creations and redemptions or the existence of extreme market volatility, the market prices of Shares are more likely to differ significantly from the Shares’ NAV.

The Depository Trust Company (“DTC”) serves as securities depository for the Shares. (The Shares may be held only in book-entry form; stock certificates will not be issued.) DTC, or its nominee, is the record or registered owner of all outstanding Shares. Beneficial ownership of Shares will be shown on the records of DTC or its participants (described below). Beneficial owners of Shares are not entitled to have Shares registered in their names, will not receive or be entitled to receive physical delivery of certificates in definitive form and are not considered the registered holder thereof. Accordingly, to exercise any rights of a holder of Shares, each beneficial owner must rely on the procedures of: (i) DTC; (ii) “DTC Participants,” *i.e.*, securities brokers and dealers, banks, trust companies, clearing corporations and certain other organizations, some of whom (and/or their representatives) own DTC; and (iii) “Indirect Participants,” *i.e.*, brokers, dealers, banks and trust companies that clear through or maintain a custodial relationship with a DTC Participant, either directly or indirectly, through which such beneficial owner holds its interests. The Trust understands that under existing industry practice, in the event the Trust requests any action of holders of Shares, or a beneficial owner desires to take any action that DTC, as the record owner of all outstanding Shares, is entitled to take, DTC would authorize the DTC Participants to take such action and that the DTC Participants would authorize the Indirect Participants and beneficial owners acting through such DTC Participants to take such action and would otherwise act upon the instructions of beneficial owners owning through them. As described above, the Trust recognizes DTC or its nominee as the owner of all Shares for all purposes. For more information, see the section entitled “Book Entry Only System” in the Funds’ SAI.

The NYSE Arca is open for trading Monday through Friday and is closed on weekends and the following holidays: New Year’s Day, Martin Luther King, Jr. Day, Presidents’ Day, Good Friday, Memorial Day, Independence Day, Labor Day, Thanksgiving Day and Christmas Day. Because non-U.S. exchanges may be open on days when a Fund does not price its Shares, the value of the securities in the Fund’s portfolio may change on days when shareholders will not be able to purchase or sell a Fund’s Shares.

The right of redemption by an AP may be suspended or the date of payment postponed (1) for any period during which the NYSE Arca is closed (other than customary weekend and holiday closings); (2) for any period during which trading on the NYSE Arca is suspended or restricted; (3) for any period during which an emergency exists as a result of which disposal of the Shares of a Fund or determination of its NAV is not reasonably practicable; or (4) in such other circumstance as is permitted by the SEC.

**Market Timing and Related Matters.** The Funds impose no restrictions on the frequency of purchases and redemptions. Frequent purchases and redemptions of Fund Shares may attempt to take advantage of a potential arbitrage opportunity presented by a lag between a change in the value of a Fund’s portfolio securities after the close of the primary markets for a Fund’s portfolio securities and the reflection of that change in a Fund’s NAV (“market timing”). The Board of Trustees considered the nature of each Fund (*i.e.*, a fund whose shares are expected to trade intraday), that the Adviser monitors the

---

trading activity of APs for patterns of abusive trading, that the Funds reserve the right to reject orders that may be disruptive to the management of or otherwise not in the Funds' best interests, and that each Fund may fair value certain of its securities. Given this structure, the Board of Trustees determined that it is not necessary to impose restrictions on the frequency of purchases and redemptions for the Funds at the present time.

## **DISTRIBUTIONS**

**Net Investment Income and Capital Gains.** As a shareholder of a Fund, you are entitled to your share of such Fund's distributions of net investment income and net realized capital gains on its investments. Each Fund pays out substantially all of its net earnings to its shareholders as "distributions."

Each Fund typically earns income dividends from stocks and interest from debt securities. These amounts, net of expenses, are typically passed along to Fund shareholders as dividends from net investment income. Each Fund realizes capital gains or losses whenever it sells securities. Net capital gains are distributed to shareholders as "capital gain distributions."

Net investment income, if any, and net capital gains, if any, are typically distributed to shareholders at least annually. Dividends may be declared and paid more frequently to improve index tracking or to comply with the distribution requirements of the Internal Revenue Code. In addition, in situations where the Fund acquires investment securities after the beginning of a dividend period, a Fund may elect to distribute at least annually amounts representing the full dividend yield net of expenses on the underlying investment securities, as if the Fund owned the underlying investment securities for the entire dividend period. If a Fund so elects, some portion of each distribution may result in a return of capital, which, for tax purposes, is treated as a return of your investment in Shares. Record shareholders will be notified regarding the portion of the distribution which represents a return of capital.

Distributions in cash may be reinvested automatically in additional Shares of a Fund only if the broker through which you purchased Shares makes such option available.

## **TAX INFORMATION**

As with any investment, you should consider how your Fund investment will be taxed. The tax information in this Prospectus is provided as general information. You should consult your own tax professional about the tax consequences of an investment in a Fund, including the possible application of foreign, state and local taxes. Unless your investment in a Fund is through a tax-exempt entity or tax-deferred retirement account, such as a 401(k) plan, you need to be aware of the possible tax consequences when: (i) the Fund makes distributions, (ii) you sell Shares in the secondary market or (iii) you create or redeem Creation Units.

**Taxes on Distributions.** As noted above, each Fund expects to distribute net investment income at least annually, and any net realized long-term or short-term capital gains annually. Each Fund may also pay a special distribution at any time to comply with U.S. federal tax requirements.

In general, your distributions are subject to U.S. federal income tax when they are paid, whether you take them in cash or reinvest them in a Fund. Distributions of net investment income, including any net short-term gains, if any, are generally taxable as ordinary income. Whether distributions of capital gains represent long-term or short-term capital gain is determined by how long a Fund owned the investments that generated them, rather than how long you have owned your Shares. Distributions of net short-term capital gains in excess of net long-term capital losses, if any, are generally taxable as ordinary income. Distributions of net long-term capital gains in excess of net short-term capital losses, if any, that are reported as capital gain dividends are generally taxable as long-term capital gains. Long-term capital gains of non-corporate shareholders are taxable at a maximum rate of 15% or 20%, depending on whether the shareholder's income exceeds certain threshold amounts.

The Funds may receive dividends, the distribution of which the Fund may designate as qualified dividends. In the event that a Fund receives such a dividend and designates the distribution of such dividend as a qualified dividend, the dividend may be taxed at the maximum capital gains rates, provided holding period and other requirements are met at both the shareholder and the Fund level.

Distributions in excess of a Fund's current and accumulated earnings and profits are treated as a tax-free return of your investment to the extent of your basis in the Shares, and generally as capital gain thereafter. A return of capital, which for tax purposes is treated as a return of your investment, reduces your basis in Shares, thus reducing any loss or increasing any gain on a subsequent taxable disposition of Shares. A distribution will reduce a Fund's NAV per Share and may be taxable to you as ordinary income or capital gain even though, from an economic standpoint, the distribution may constitute a return of capital.

Dividends, interest and gains from non-U.S. investments of a Fund may give rise to withholding and other taxes imposed by foreign countries. Tax conventions between certain countries and the United States may, in some cases, reduce or eliminate such taxes.



If more than 50% of a Fund's total assets at the end of its taxable year consist of foreign securities, the Fund may elect to "pass through" to its investors certain foreign income taxes paid by the Fund, with the result that each investor will (i) include in gross income, even though not actually received, the investor's pro rata share of the Fund's foreign income taxes, and (ii) either deduct (in calculating U.S. taxable income) or credit (in calculating U.S. federal income), subject to certain holding period and other limitations, the investor's pro rata share of the Fund's foreign income taxes. It is expected that more than 50% of each Fund's (except for VanEck Vectors Agribusiness ETF's, VanEck Vectors Global Alternative Energy ETF's, VanEck Vectors Oil Services ETF's, VanEck Vectors Natural Resources ETF's, VanEck Vectors Solar Energy ETF's, VanEck Vectors Steel ETF's, VanEck Vectors Unconventional Oil and Gas ETF's and VanEck Vectors Uranium+Nuclear Energy ETF's) assets will consist of foreign securities.

**Backup Withholding.** Each Fund may be required to withhold a percentage of your distributions and proceeds if you have not provided a taxpayer identification number or social security number or otherwise established a basis for exemption from backup withholding. The backup withholding rate for individuals is currently 28%. This is not an additional tax and may be refunded, or credited against your U.S. federal income tax liability, provided certain required information is furnished to the Internal Revenue Service ("IRS").

**Taxes on the Sale or Cash Redemption of Exchange Listed Shares.** Currently, any capital gain or loss realized upon a sale of Shares is generally treated as long-term capital gain or loss if the Shares have been held for more than one year and as a short term capital gain or loss if held for one year or less. The ability to deduct capital losses may be limited. To the extent that a Fund shareholder's Shares are redeemed for cash, this is normally treated as a sale for tax purposes.

**Taxes on In-Kind Creations and In-Kind Redemptions of Creation Units.** To the extent a person exchanges securities or securities and cash for Creation Units, such person generally will recognize a gain or loss. The gain or loss will be equal to the difference between the market value of the Creation Units at the time of exchange and the sum of the exchanger's aggregate basis in the securities surrendered and the amount of any cash paid for such Creation Units. A person who exchanges Creation Units for securities or securities and cash will generally recognize a gain or loss equal to the difference between the exchanger's basis in the Creation Units and the sum of the aggregate market value of the securities received and the amount of any cash received for such Creation Units. The IRS, however, may assert that a loss realized upon an exchange of primarily securities for Creation Units cannot be deducted currently under the rules governing "wash sales," or on the basis that there has been no significant change in economic position. Persons exchanging primarily securities for Creation Units or redeeming Creation Units should consult their own tax adviser with respect to whether wash sale rules apply and when a loss might be deductible and the tax treatment of any creation or redemption transaction.

Under current U.S. federal income tax laws, any capital gain or loss realized upon a redemption (or creation) of Creation Units is generally treated as long-term capital gain or loss if the Shares (or securities surrendered) have been held for more than one year and as a short-term capital gain or loss if the Shares (or securities surrendered) have been held for one year or less.

If you create or redeem Creation Units, you will be sent a confirmation statement showing how many Shares you created or sold and at what price.

**Medicare Tax.** An additional 3.8% Medicare tax is imposed on certain net investment income (including ordinary dividends and capital gain distributions received from a Fund and net gains from redemptions or other taxable dispositions of Fund Shares) of U.S. individuals, estates and trusts to the extent that such person's "modified adjusted gross income" (in the case of an individual) or "adjusted gross income" (in the case of an estate or trust) exceeds certain threshold amounts.

**Non-U.S. Shareholders.** If you are not a citizen or resident alien of the United States or if you are a non-U.S. entity, a Fund's ordinary income dividends (which include distributions of net short-term capital gains) will generally be subject to a 30% U.S. withholding tax, unless a lower treaty rate applies or unless such income is effectively connected with a U.S. trade or business.

Any capital gain realized by a Non-U.S. Shareholder upon a sale of shares of a Fund will generally not be subject to U.S. federal income or withholding tax unless (i) the gain is effectively connected with the shareholder's trade or business in the U.S., or in the case of a shareholder who is a nonresident alien individual, the shareholder is present in the U.S. for 183 days or more during the taxable year and certain other conditions are met or (ii) a Fund is or has been a U.S. real property holding corporation, as defined below, at any time within the five-year period preceding the date of disposition of the Fund's Shares or, if shorter, within the period during which the Non-U.S. Shareholder has held the Shares. Generally, a corporation is a U.S. real property holding corporation if the fair market value of its U.S. real property interests, as defined in the Code and applicable regulations, equals or exceeds 50% of the aggregate fair market value of its worldwide real property interests and its other assets used or held for use in a trade or business. A Fund may be, or may prior to a Non-U.S. Shareholder's disposition of Shares become, a U.S. real property holding corporation. If a Fund is or becomes a U.S. real property holding corporation, so long as the Fund's Shares are regularly traded on an established securities market, only a Non-U.S. Shareholder who holds or held (at any time during the shorter of the five year period preceding the date of disposition or the



---

holder's holding period) more than 5% (directly or indirectly as determined under applicable attribution rules of the Code) of the Fund's Shares will be subject to United States federal income tax on the disposition of Shares.

As part of the Foreign Account Tax Compliance Act, ("FATCA"), a Fund may be required to withhold 30% on certain types of U.S. sourced income (e.g., dividends, interest, and other types of passive income) and after January 1, 2019, proceeds from the sale or other disposition of property producing U.S. sourced income (i) foreign financial institutions ("FFIs"), including non-U.S. investment funds, unless they agree to collect and disclose to the IRS information regarding their direct and indirect U.S. account holders and (ii) certain nonfinancial foreign entities ("NFFEs"), unless they certify certain information regarding their direct and indirect U.S. owners. To avoid possible withholding, FFIs will need to enter into agreements with the IRS which state that they will provide the IRS information, including the names, account numbers and balances, addresses and taxpayer identification numbers of U.S. account holders and comply with due diligence procedures with respect to the identification of U.S. accounts as well as agree to withhold tax on certain types of withholdable payments made to non-compliant foreign financial institutions or to applicable foreign account holders who fail to provide the required information to the IRS, or similar account information and required documentation to a local revenue authority, should an applicable intergovernmental agreement be implemented. NFFEs will need to provide certain information regarding each substantial U.S. owner or certifications of no substantial U.S. ownership, unless certain exceptions apply, or agree to provide certain information to the IRS.

While some parts of the FATCA rules have not been finalized, a Fund may be subject to the FATCA withholding obligation, and also will be required to perform due diligence reviews to classify foreign entity investors for FATCA purposes. Investors are required to agree to provide information necessary to allow a Fund to comply with the FATCA rules. If a Fund is required to withhold amounts from payments pursuant to FATCA, investors will receive distributions that are reduced by such withholding amounts.

Non-U.S. shareholders are advised to consult their tax advisors with respect to the particular tax consequences to them of an investment in the Funds, including the possible applicability of the U.S. estate tax.

The foregoing discussion summarizes some of the consequences under current U.S. federal income tax law of an investment in a Fund. It is not a substitute for personal tax advice. Consult your own tax advisor about the potential tax consequences of an investment in a Fund under all applicable tax laws.

---

## INDEX PROVIDERS

The Gold Miners Index and Steel Index are published by NYSE. The Agribusiness Index, Coal Index, Junior Gold Miners Index, Oil & Gas Index, Oil Refiners Index, Oil Services Index, Rare Earth/Strategic Metals Index, Solar Energy Index and Nuclear Energy Index are published by MV Index Solutions GmbH ("MVIS"), which is a wholly owned subsidiary of the Adviser. The Natural Resources Index is published by S-Network Global Indexes, LLC ("S-Network"). The Ardour Global Index is published by Ardour Global Indexes LLC ("Ardour").

NYSE, MVIS, S-Network and Ardour are referred to herein as the "Index Providers." The Index Providers do not sponsor, endorse, or promote the Funds and bear no liability with respect to the Funds or any security.

The Agribusiness Index is a rules based index intended to give investors a means of tracking the overall performance of the companies in the global agribusiness industry which includes: agri-chemicals, animal health and fertilizers, seeds and traits, from farm/irrigation equipment and farm machinery, aquaculture and fishing, livestock, cultivation and plantations (including grain, oil palms, sugar cane, tobacco leaves, grapevines etc.) and trading of agricultural products. Companies that produce the majority of their revenues from the distribution and/or sale of packaged food products or goods, Biodiesel and Ethanol or Forestry are not included in the Agribusiness Index.

To be initially eligible for the Agribusiness Index, (i) companies must generate at least 50% of their revenues from agribusiness (as defined above) and (ii) all stocks must have a market capitalization of greater than \$150 million as of the end of the month prior to the month in which a rebalancing date occurs.

As of December 31, 2016, the Agribusiness Index included 52 securities of companies with a market capitalization range of between approximately \$1.2 billion and \$46.1 billion and a weighted average market capitalization of \$18.6 billion. These amounts are subject to change.

The Agribusiness Index is the exclusive property of MVIS (a wholly owned subsidiary of the Adviser), which has contracted with Solactive AG to maintain and calculate the Agribusiness Index. Solactive AG uses its best efforts to ensure that the Agribusiness Index is calculated correctly. Irrespective of its obligations towards MVIS, Solactive AG has no obligation to point out errors in the Agribusiness Index to third parties. VanEck Vectors Agribusiness ETF is not sponsored, endorsed, sold or promoted by MVIS and MVIS makes no representation regarding the advisability of investing in the VanEck Vectors Agribusiness ETF.

The Agribusiness Index is reconstituted and rebalanced quarterly.

The Coal Index is a rules based index intended to give investors a means of tracking the overall performance of companies in the global coal industry which includes: coal operation (production, mining and cokeries), transportation of coal, production of coal mining equipment as well as storage and trade.

To be initially eligible for the Coal Index, (i) companies must generate at least 50% of their revenues from coal (as defined above) and (ii) all stocks must have a market capitalization of greater than \$150 million as of the end of the month prior to the month in which a rebalancing date occurs.

As of December 31, 2016, the Coal Index included 25 securities of companies with a market capitalization range of between approximately \$315 million and \$11.4 billion and a weighted average market capitalization of \$3.8 billion. These amounts are subject to change.

The Coal Index is the exclusive property of MVIS (a wholly owned subsidiary of the Adviser), which has contracted with Solactive AG to maintain and calculate the Coal Index. Solactive AG uses its best efforts to ensure that the Coal Index is calculated correctly. Irrespective of its obligations towards MVIS, Solactive AG has no obligation to point out errors in the Coal Index to third parties. VanEck Vectors Coal ETF is not sponsored, endorsed, sold or promoted by MVIS and MVIS makes no representation regarding the advisability of investing in the VanEck Vectors Coal ETF.

The Coal Index is reconstituted and rebalanced quarterly.

The Ardour Global Index is a rules based index intended to give investors a means of tracking the overall performance of a global universe of listed companies engaged in the alternative energy industry. The Ardour Global Index<sup>SM</sup> (Composite) (the "AGI Composite Index") is a modified capitalization weighted, float adjusted index comprised of publicly traded companies engaged in the production of alternative fuels and/or technologies related to the production of alternative energy power (the "AGI Industry"). The AGI Composite Index strives to be inclusive of all companies worldwide that are principally engaged in alternative energy. The Ardour Global Index was determined to yield a benchmark value of 1970.66 at its inception date, which was the close of trading on December 31, 1999. The Ardour Global Index represents the 30 stocks in the AGI Composite Index with the highest average daily trading volume value and market capitalization. Stocks must have a market capitalization of greater than \$100 million on a rebalancing date to be included in the Ardour Global Index. Stocks whose market capitalizations fall below \$50 million as of any rebalancing date will be deleted from the Ardour Global Index. Stocks must have a three-month average daily trading volume greater than \$1 million to be included in the AGI Composite Index.

As of December 31, 2016, the Ardour Global Index included 30 securities of companies with a market capitalization range of between approximately \$477.7 million and \$34.4 billion and a weighted average market capitalization of \$10.1 billion. These amounts are subject to change.

The Ardour Global Index and AGI Composite Index are each calculated and maintained by Thomson Reuters PLC on behalf of Ardour Capital LP. Index values are calculated daily, except Saturdays and Sundays, and are distributed over the New York Stock Exchange Global Index Feed (GIF) between the hours of approximately 9:30 a.m. and 4:15 p.m. (New York time), under the symbol "AGIXLT." Index values are disseminated every 15 seconds. The Ardour Global Index includes stocks of companies engaged in the entire chain of alternative energy production, including alternative energy fuels and resources (solar, wind, bio-fuels, water and geothermal), environmental technologies, energy efficiency and enabling technologies. Only companies which are "principally engaged" in the business of alternative energy, *i.e.*, derive over 50% of their total revenues from the industry are eligible. Only shares that trade on a recognized domestic or international stock exchange may qualify (*e.g.*, National Stock Market stocks must be "reported securities" under Rule 11Aa3-1 of the Securities Exchange Act of 1934 as amended (the "Exchange Act"). Similar criteria and standards apply to stocks with foreign listings.) Companies with R-score (average three-month daily trading volume value (in thousands) divided by average three-month market capitalization (in millions)) of less than 25% of its total market capitalization, based on its average daily share volume for the three calendar months prior to inclusion, shall not be eligible for inclusion in the AGI Composite Index and therefore ineligible for inclusion in the Ardour Global Index.

The Ardour Global Index is calculated using a capitalization weighting methodology, adjusted for float. Ardour Global Index weightings may be modified so as to ensure compliance with the diversification requirements of Subchapter M of the Internal Revenue Code. The Ardour Global Index (and the AGI Composite Index) is rebalanced quarterly, at the close of business on the third Friday of each calendar quarter. The share weights of Ardour Global Index components are adjusted on each rebalancing date, and new companies (IPOs) may be added to the Ardour Global Index on any rebalancing date, provided the companies meet all eligibility criteria and have been trading for more than 22 trading days. The Ardour Global Index is reconstituted quarterly on the dates of quarterly rebalancings and companies are added and/or deleted based upon the Ardour Global Index eligibility criteria.

The Ardour Global Index (and the AGI Composite Index) is reviewed quarterly to assure that all components continue to meet the eligibility requirements. New components (IPOs) that meet eligibility requirements may be added to the Ardour Global Index at the quarterly rebalancings. Components that fail to meet eligibility requirements are deleted quarterly. Rebalancing data, including constituent weights and related information, is posted on the Ardour Global Index web site prior to the start of trading on the first business day following the third Friday of the calendar quarter. A press announcement identifying additions and deletions to the Ardour Global Index is issued no later than the Wednesday prior to the second Friday in a rebalancing month. Share weights of the constituents remain constant between quarters except in the event of certain types of corporate actions, including stock splits and reverse stock splits. Share weights of the Ardour Global Index are not adjusted between rebalancing dates for shares issued or shares repurchased. However, in the event that a component company is deleted from the Ardour Global Index in the period between rebalancings due to a corporate action, a new company will be substituted in the Ardour Global Index in approximately the same weight as the removed company. The Ardour Global Index is calculated by Thomson Reuters PLC.

The Gold Miners Index is a modified market capitalization weighted index primarily comprised of publicly traded companies involved in the mining for gold and silver. The Gold Miners Index includes common stocks, ADRs and GDRs of selected companies that are involved in mining for gold and silver and that are listed for trading and electronically quoted on a major stock market that is accessible by foreign investors. Only companies with market capitalizations greater than \$750 million that have an average daily volume of at least 50,000 shares over the past three months and an average daily value traded of at least \$1 million over the past three months are eligible for inclusion in the Gold Miners Index. The weight of companies whose revenues are more significantly exposed to silver mining will not exceed 20% of the Gold Miners Index at rebalance.

As of December 31, 2016, the Gold Miners Index included 51 securities of companies with a market capitalization range of between approximately \$580 million and \$18.6 billion and a weighted average market capitalization of \$8.4 billion. These amounts are subject to change.

The Gold Miners Index is calculated using a modified market-capitalization weighting methodology. The Gold Miners Index is weighted based on the market capitalization of each of the component securities, modified to conform to the following asset diversification requirements, which are applied in conjunction with the scheduled quarterly adjustments to the Gold Miners Index:

- (1) the weight of any single component security may not account for more than 20% of the total value of the Gold Miners Index;
- (2) the component securities are split into two subgroups-large and small, which are ranked by market capitalization weight in the Gold Miners Index. Large stocks are defined as having a starting Gold Miners Index weight greater than or equal to 5%. Small securities are defined as having a starting Gold Miners Index weight below 5%. The large group and small group will represent 45% and 55%, respectively, of the Gold Miners Index; and
- (3) the final aggregate weight of those component securities which individually represent more than 4.5% of the total value of the Gold Miners Index may not account for more than 45% of the total Gold Miners Index value.

The information utilized in this modification process is taken from the close of trading on the second Friday of the rebalance month.

The Gold Miners Index is reviewed quarterly so that the Gold Miners Index components continue to represent the universe of companies involved in the gold mining industry. Companies will be removed from the Gold Miners Index if the market capitalization is lower than \$450 million or the average daily volume for the past three months is lower than 30,000 shares and the average daily value traded for the past three months is lower than \$600,000. NYSE may at any time and from time to time change the number of securities comprising the group by adding or deleting one or more securities, or replacing one or more securities contained in the group with one or more substitute securities of its choice, if in the NYSE's discretion such addition, deletion or substitution is necessary or appropriate to maintain the quality and/or character of the Gold Miners Index. Changes to the Gold Miners Index compositions and/or the component share weights in the Gold Miners Index typically take effect after the close of trading on the third Friday of each calendar quarter month in connection with the quarterly index rebalance.

The Junior Gold Miners Index is a rules based, modified capitalization weighted, float adjusted index intended to give investors a means of tracking the overall performance of small-capitalization companies that are involved primarily in the mining for gold and/or silver.

To be initially eligible for the Junior Gold Miners Index, (i) companies must generate at least 50% of their revenues from gold and/or silver mining/royalties/streaming or have mining projects with the potential to generate at least 50% of their revenues from gold and/or silver when developed, and (ii) all stocks must have a market capitalization of greater than \$150 million as of the end of the month prior to the month in which a rebalancing date occurs.

As of December 31, 2016, the Junior Gold Miners Index included 48 securities of companies with a market capitalization range of between approximately \$148 million and \$1.8 billion and a weighted average market capitalization of \$969 million. These amounts are subject to change.

The Junior Gold Miners Index is the exclusive property of MVIS (a wholly owned subsidiary of the Adviser), which has contracted with Solactive AG to maintain and calculate the Junior Gold Miners Index. Solactive AG uses its best efforts to ensure that the Junior Gold Miners Index is calculated correctly. Irrespective of its obligations towards MVIS, Solactive AG has no obligation to point out errors in the Junior Gold Miners Index to third parties. VanEck Vectors Junior Gold Miners ETF is not sponsored, endorsed, sold or promoted by MVIS and MVIS makes no representation regarding the advisability of investing in the VanEck Vectors Junior Gold Miners ETF.

Effective June 17, 2017, the Junior Gold Miners Index will change as follows:

Companies ranking between 60% and 98% (currently: between 80% and 98%) of the full market capitalization qualify for inclusion in the Junior Gold Miners Index. Existing components ranking between 55% and 60% (currently: between 75% and 80%) or 98% and 99% also qualify for the selection.

The Junior Gold Miners Index is reconstituted and rebalanced quarterly.



The Natural Resources Index is a rules based index intended to give investors a means of tracking the overall performance of a global universe of listed companies engaged in the production and distribution of commodities and commodity-related products and services. The Natural Resources Index is a modified capitalization weighted, float adjusted index comprising publicly traded companies engaged in the production and distribution of commodities and commodity-related products and services in the following sectors: 1) Agriculture; 2) Alternatives (Water & Alternative Energy); 3) Base and Industrial Metals; 4) Energy; 5) Forest Products; and 6) Precious Metals. Index constituents include certain companies that produce products and services directly related to the production of commodities, but not the commodities themselves.

As of December 31, 2016, the Natural Resources Index included 310 securities of companies with a market capitalization range of between approximately \$178.5 million and \$374.3 billion and a weighted average market capitalization of \$43.9 billion. These amounts are subject to change.

The six sectors are weighted based on estimates of the global consumption of various commodities included in each of the sectors. Sector weights are set annually on the third Friday of the last month of the third calendar quarter and the Natural Resources Index is rebalanced quarterly to the sector weights. The Natural Resources Index includes companies worldwide that are principally engaged (derive greater than 50% of revenues from applicable sources) in the production and/or distribution of commodities and commodity-related products and services.

The Natural Resources Index strives to capture at least 95% of the global investable market capitalization of its various sectors with the exception of the agriculture sector, where the Natural Resources Index strives to capture 100% of its global investable market capitalization. Constituent stocks must have a market capitalization of greater than \$500 million on a rebalancing date to be added to the Natural Resources Index. Stocks whose market capitalizations fall below \$250 million as of any rebalancing date will be deleted from the Natural Resources Index. Stocks must have a three-month trading volume equal to or greater than \$1 million per day to be included in the Natural Resources Index. Only shares that trade on a recognized domestic or international stock exchange that provides a "last closing price" may qualify (e.g., National Stock Market stocks must be "reported securities" under Rule 11Aa3-1 of the Exchange Act. Similar criteria and standards apply to stocks with foreign listings).

The Natural Resources Index is calculated and maintained by Thomson Reuters PLC on behalf of S-Network Global Indexes, Inc. Index values are calculated daily, except Saturdays and Sundays, and are distributed over the New York Stock Exchange Global Index Feed (GIF) between the hours of approximately 9:30 a.m. and 4:15 p.m. (New York time), under the symbol "RVEIT." Index values are disseminated every 15 seconds.

The Natural Resources Index is calculated using a capitalization weighting methodology, adjusted for float, which is modified so as to ensure compliance with the diversification requirements of Subchapter M of the Internal Revenue Code. The Natural Resources Index is reconstituted quarterly, at the close of business on the third Friday of the last month of each calendar quarter, and companies are added and/or deleted based upon the Natural Resources Index eligibility criteria. Companies with recent stock exchange listings, *i.e.*, recent initial public offerings, may be added to the Natural Resources Index on any rebalancing date, provided the companies meet all eligibility criteria and have been trading for more than 22 trading days. The share weights of the Natural Resources Index components are adjusted on each rebalancing date.

Rebalancing data, including constituent weights and related information, is posted on the Natural Resources Index's web site prior to the start of trading on the first business day following the third Friday of the last month of each calendar quarter. A press announcement identifying additions and deletions to the Natural Resources Index is issued no later than the Wednesday prior to the second Friday of the rebalancing month. Share weights of the constituents remain constant between quarters except in the event of certain types of corporate actions, including stock splits and reverse stock splits. Share weights of the Natural Resources Index are not adjusted between rebalancing dates for shares issued or shares repurchased.

The Oil Refiners Index is a rules based, modified capitalization weighted, float adjusted index intended to give investors a means of tracking the overall performance of companies involved in crude oil refining which may include: gasoline, diesel, jet fuel, fuel oil, naphtha, and other petrochemicals. Companies which operate in the marketing and distribution of these products may be included in the Oil Refiners Index if refining is performed in company-owned refineries.

To be initially eligible for the Oil Refiners Index, (i) companies must generate at least 50% of their revenues from crude oil refining (as defined above) and (ii) all stocks must have a market capitalization of greater than \$150 million as of the end of the month prior to the month in which a rebalancing date occurs.

As of December 31, 2016, the Oil Refiners Index included 25 securities of companies with a market capitalization range of between approximately \$1.2 billion to \$51.1 billion and a weighted average market capitalization of \$17.9 billion. These amounts are subject to change.

The Oil Refiners Index is the exclusive property of MVIS (a wholly owned subsidiary of the Adviser), which has contracted with Solactive AG to maintain and calculate the Oil Refiners Index. Solactive AG uses its best efforts to ensure that the Oil Refiners Index is calculated correctly. Irrespective of its obligations towards MVIS, Solactive AG has no obligation to point out errors in the Oil Refiners Index to third parties. VanEck Vectors Oil Refiners ETF is not sponsored, endorsed, sold or promoted by MVIS and MVIS makes no representation regarding the advisability of investing in the VanEck Vectors Oil Refiners ETF.

The Oil Refiners Index is reconstituted and rebalanced quarterly.

The Oil Services Index is a rules based, modified capitalization weighted, float adjusted index intended to give investors a means of tracking the overall performance of the largest and the most liquid common stocks and depositary receipts of U.S. exchange-listed companies involved in: oil services to the upstream oil sector, which includes companies engaged primarily in oil equipment, oil services or oil drilling.

To be initially eligible for the Oil Services Index, (i) companies must generate at least 50% of their revenues from oil services (as defined above) and (ii) all stocks must have a market capitalization of greater than \$150 million as of the end of the month prior to the month in which a rebalancing date occurs.

As of December 31, 2016, the Oil Services Index included 25 securities of companies with a market capitalization range of between approximately \$161 million and \$116.8 billion and a weighted average market capitalization of \$35.9 billion. These amounts are subject to change.

The Oil Services Index is the exclusive property of MVIS (a wholly owned subsidiary of the Adviser), which has contracted with Solactive AG to maintain and calculate the Oil Services Index. Solactive AG uses its best efforts to ensure that the Oil Services Index is calculated correctly. Irrespective of its obligations towards MVIS, Solactive AG has no obligation to point out errors in the Oil Services Index to third parties. VanEck Vectors Oil Services ETF is not sponsored, endorsed, sold or promoted by MVIS and MVIS makes no representation regarding the advisability of investing in the VanEck Vectors Oil Services ETF.

The Oil Services Index is reconstituted semi-annually and rebalanced quarterly.

The Rare Earth/Strategic Metals Index is a rules based, modified capitalization weighted, float adjusted index intended to give investors a means of tracking the overall performance of companies involved in the rare earth and strategic metals segment which includes: “Refiners,” “Recyclers” and “Producers” of rare earth/strategic metals and minerals.

To be initially eligible for the Rare Earth/Strategic Metals Index, (i) companies must generate at least 50% of their revenues from rare earth/strategic metals (as defined above) or have mining projects that have the potential to generate at least 50% of their revenues from rare earth/strategic metals when developed, and (ii) all stocks must have a market capitalization of greater than \$150 million as of the end of the month prior to the month in which a rebalancing date occurs and may include Shanghai-Listed companies trading via Shanghai-Hong Kong Stock Connect.

As of December 31, 2016, the Rare Earth/Strategic Metals Index included 20 securities of companies with a market capitalization range of between approximately \$140 million and \$6.9 billion and a weighted average market capitalization of \$2.0 billion. These amounts are subject to change.

The Rare Earth/Strategic Metals Index is the exclusive property of MVIS (a wholly owned subsidiary of the Adviser), which has contracted with Solactive AG to maintain and calculate the Rare Earth/Strategic Metals Index. Solactive AG uses its best efforts to ensure that the Rare Earth/Strategic Metals Index is calculated correctly. Irrespective of its obligations towards MVIS, Solactive AG has no obligation to point out errors in the Rare Earth/Strategic Metals Index to third parties. VanEck Vectors Rare Earth/Strategic Metals ETF is not sponsored, endorsed, sold or promoted by MVIS and MVIS makes no representation regarding the advisability of investing in the VanEck Vectors Rare Earth/Strategic Metals ETF.

The Rare Earth/Strategic Metals Index is reconstituted and rebalanced quarterly.

The Solar Energy Index is a rules based index intended to give investors a means of tracking the overall performance of companies involved in solar energy which include: photovoltaic and solar power, solar power equipment/technologies and materials or services to solar power equipment/technologies producers.

To be initially eligible for the Solar Energy Index, (i) companies must generate at least 50% of their revenues from solar energy (as defined above) and (ii) all stocks must have a market capitalization of greater than \$150 million as of the end of the month prior to the month in which a rebalancing date occurs.

As of December 31, 2016, the Solar Energy Index included 27 securities of companies with a market capitalization range of between approximately \$174 million and \$3.3 billion and a weighted average market capitalization of \$1.2 billion. These amounts are subject to change.

The Solar Energy Index is the exclusive property of MVIS (a wholly owned subsidiary of the Adviser), which has contracted with Solactive AG to maintain and calculate the Solar Energy Index. Solactive AG uses its best efforts to ensure that the Solar Energy Index is calculated correctly. Irrespective of its obligations towards MVIS, Solactive AG has no obligation to point out errors in the Solar Energy Index to third parties. VanEck Vectors Solar Energy ETF is not sponsored, endorsed, sold or promoted by MVIS and MVIS makes no representation regarding the advisability of investing in the VanEck Vectors Solar Energy ETF.

The Solar Energy Index is reconstituted and rebalanced quarterly.

## NYSE ARCA STEEL INDEX

---

The Steel Index is a modified market capitalization weighted index comprised of common stocks and ADRs of selected companies that are primarily involved in a variety of activities that are related to steel production, including the operation of mills manufacturing steel, the fabrication of steel shapes or products, or the extraction and reduction of iron ore, and that are listed for trading on the NYSE, NYSE MKT or quoted on the NASDAQ. Only companies with market capitalizations greater than \$100 million that have a daily average trading volume of at least \$1 million over the past three months are eligible for inclusion in the Steel Index.

As of December 31, 2016, the Steel Index included 26 securities of companies with a market capitalization range of between approximately \$141 million and \$53.6 billion and a weighted average market capitalization of \$19.7 billion. These amounts are subject to change.

The Steel Index is weighted based on the market capitalization of each of the component securities, modified to conform to the following asset diversification requirements, which are applied in conjunction with the scheduled quarterly adjustments to the Steel Index:

- (1) the weight of any single component security may not account for more than 20% of the total value of the Steel Index;  
and
- (2) the aggregate weight of those component securities which individually represent more than 5% of the total value of the Steel Index may not account for more than 50% of the total Steel Index value.

The Steel Index is reviewed quarterly so that the Steel Index components continue to represent the universe of companies involved in the iron ore mining or steel production. NYSE may at any time and from time to time change the number of stocks comprising the group by adding or deleting one or more stocks, or replace one or more stocks contained in the group with one or more substitute stocks of its choice, if in the Exchange's discretion such addition, deletion or substitution is necessary or appropriate to maintain the quality and/or character of the index to which the group relates. Changes to the Steel Index compositions and/or the component share weights in the Steel Index typically take effect after the close of trading one business day prior to the last business day of each calendar quarter month in connection with the quarterly index rebalance.



The Oil & Gas Index is a rules based, modified capitalization weighted, float adjusted index intended to give investors a means of tracking the overall performance of companies involved in the exploration, development, extraction and/or production of unconventional oil and natural gas which includes: coal bed methane, coal seam gas, shale oil, shale gas, tight natural gas, tight oil, tight sands, in situ oil sands and enhanced oil recovery (EOR). Companies that generate at least 50% of their revenues from oil sand mining or from services to the unconventional oil and gas segment are not included in the Oil & Gas Index.

To be initially eligible for the Oil & Gas Index, (i) companies must generate at least 50% of their revenues from unconventional oil & gas (as defined above) or have properties with the potential to generate at least 50% of their revenues from unconventional oil & gas, and (ii) all stocks must have a market capitalization of greater than \$150 million as of the end of the month prior to the month in which a rebalancing date occurs.

As of December 31, 2016, the Oil & Gas Index included 45 securities of companies with a market capitalization range of between approximately \$2.3 billion and \$58.3 billion and a weighted average market capitalization of \$22.7 billion. These amounts are subject to change.

The Oil & Gas Index is the exclusive property of MVIS (a wholly owned subsidiary of the Adviser), which has contracted with Solactive AG to maintain and calculate the Oil & Gas Index. Solactive AG uses its best efforts to ensure that the Oil & Gas Index is calculated correctly. Irrespective of its obligations towards MVIS, Solactive AG has no obligation to point out errors in the Oil & Gas Index to third parties. VanEck Vectors Unconventional Oil & Gas ETF is not sponsored, endorsed, sold or promoted by MVIS and MVIS makes no representation regarding the advisability of investing in the VanEck Vectors Unconventional Oil & Gas ETF.

The Oil & Gas Index is reconstituted and rebalanced quarterly.

The Uranium & Nuclear Energy Index is a rules based, modified capitalization weighted, float adjusted index intended to give investors a means of tracking the overall performance of companies involved in uranium and nuclear energy which include: uranium mining, the construction, engineering and maintenance of nuclear power facilities and nuclear reactors, the production of electricity from nuclear sources, or equipment and technology as well as services to the nuclear power industry.

To be initially eligible for the Uranium & Nuclear Energy Index, (i) companies must generate at least 50% of their revenues from uranium and nuclear energy (as defined above) or mining projects that have the potential to generate at least 50% of their revenues from uranium when developed and (ii) all stocks must have a market capitalization of greater than \$150 million as of the end of the month prior to the month in which a rebalancing date occurs. In exceptional cases, companies with less than 50% of their revenues derived from uranium and nuclear energy may be eligible for inclusion in the Uranium & Nuclear Energy Index.

As of December 31, 2016, the Uranium & Nuclear Energy Index included 25 securities of companies with a market capitalization range of between approximately \$2.4 billion and \$53.5 billion and a weighted average market capitalization of \$22.1 billion. These amounts are subject to change.

The Uranium & Nuclear Energy Index is the exclusive property of MVIS (a wholly owned subsidiary of the Adviser), which has contracted with Solactive AG to maintain and calculate the Uranium & Nuclear Energy Index. Solactive AG uses its best efforts to ensure that the Uranium & Nuclear Energy Index is calculated correctly. Irrespective of its obligations towards MVIS, Solactive AG has no obligation to point out errors in the Uranium & Nuclear Energy Index to third parties. VanEck Vectors Uranium+Nuclear Energy ETF is not sponsored, endorsed, sold or promoted by MVIS and MVIS makes no representation regarding the advisability of investing in the VanEck Vectors Uranium+Nuclear Energy ETF.

The Uranium & Nuclear Energy Index is reconstituted and rebalanced quarterly.

The Adviser has entered into a licensing agreement with NYSE Group, Inc. to use the Gold Miners Index and Steel Index. Each of VanEck Vectors Gold Miners ETF and VanEck Vectors Steel ETF is entitled to use its respective Index pursuant to a sub-licensing arrangement with the Adviser.

The Gold Miners Index, a trademark of NYSE, is licensed for use by the Adviser in connection with VanEck Vectors Gold Miners ETF. NYSE neither sponsors nor endorses VanEck Vectors Gold Miners ETF and makes no warranty or representation as to the accuracy and/or completeness of the Gold Miners Index or results to be obtained by any person from using the Gold Miners Index in connection with trading VanEck Vectors Gold Miners ETF.

The Steel Index, a trademark of NYSE, is licensed for use by the Adviser in connection with VanEck Vectors Steel ETF. NYSE neither sponsors nor endorses VanEck Vectors Steel ETF and makes no warranty or representation as to the accuracy and/or completeness of the Steel Index or the results to be obtained by any person from the using the Steel Index in connection with trading VanEck Vectors Steel ETF.

THE SHARES OF EACH OF VANECK VECTORS GOLD MINERS ETF AND VANECK VECTORS STEEL ETF ARE NOT SPONSORED, ENDORSED, SOLD OR PROMOTED BY NYSE. NYSE, AS INDEX COMPILATION AGENT (THE "INDEX COMPILATION AGENT"), MAKES NO REPRESENTATION OR WARRANTY, EXPRESS OR IMPLIED, TO THE OWNERS OF SHARES OF VANECK VECTORS GOLD MINERS ETF AND VANECK VECTORS STEEL ETF OR ANY MEMBER OF THE PUBLIC REGARDING THE ADVISABILITY OF INVESTING IN SECURITIES GENERALLY OR IN THE SHARES OF VANECK VECTORS GOLD MINERS ETF AND VANECK VECTORS STEEL ETF PARTICULARLY OR THE ABILITY OF THE INDICES IDENTIFIED HEREIN TO TRACK STOCK MARKET PERFORMANCE. NYSE IS THE LICENSOR OF CERTAIN TRADEMARKS, SERVICE MARKS AND TRADE NAMES, INCLUDING THE GOLD MINERS INDEX AND STEEL INDEX. EACH INDEX IS DETERMINED, COMPOSED AND CALCULATED WITHOUT REGARD TO THE SHARES OF VANECK VECTORS GOLD MINERS ETF AND VANECK VECTORS STEEL ETF. THE INDEX COMPILATION AGENT IS NOT RESPONSIBLE FOR, NOR HAS IT PARTICIPATED IN, THE DETERMINATION OF THE TIMING OF, PRICES AT, OR QUANTITIES OF THE SHARES OF VANECK VECTORS GOLD MINERS ETF AND VANECK VECTORS STEEL ETF TO BE ISSUED OR IN THE DETERMINATION OR CALCULATION OF THE EQUATION BY WHICH THE SHARES ARE REDEEMABLE. THE INDEX COMPILATION AGENT HAS NO OBLIGATION OR LIABILITY TO OWNERS OF SHARES OF VANECK VECTORS GOLD MINERS ETF AND VANECK VECTORS STEEL ETF IN CONNECTION WITH THE ADMINISTRATION, MARKETING OR TRADING OF THE SHARES OF VANECK VECTORS GOLD MINERS ETF AND VANECK VECTORS STEEL ETF.

Although the Index Compilation Agent shall obtain information for inclusion in or for use in the calculation of each of the Gold Miners Index and Steel Index from sources which it considers reliable, the Index Compilation Agent does not guarantee the accuracy and/or the completeness of the component data of each of the Gold Miners Index and Steel Index obtained from independent sources. The Index Compilation Agent makes no warranty, express or implied, as to results to be obtained by the Trust as sub-licensee, licensee's customers and counterparties, owners of Shares of VanEck Vectors Gold Miners ETF and VanEck Vectors Steel ETF, or any other person or entity from the use of each of the Gold Miners Index and Steel Index or any data included therein in connection with the rights licensed as described herein or for any other use. The Index Compilation Agent makes no express or implied warranties, and hereby expressly disclaims all warranties of merchantability or fitness for a particular purpose with respect to each of the Gold Miners Index and Steel Index or any data included therein. Without limiting any of the foregoing, in no event shall the Index Compilation Agent have any liability for any direct, indirect, special, punitive, consequential or any other damages (including lost profits) even if notified of an Index's possibility of such damages.

The Adviser has entered into a licensing agreement with MVIS to use the Agribusiness Index, Coal Index, Junior Gold Miners Index, Oil & Gas Index, Oil Services Index, Rare Earth/Strategic Metals Index, Solar Energy Index and Nuclear Energy Index. The Adviser has also granted MVIS a license to use the phrase "VanEck Vectors" in connection with the Agribusiness Index, Coal Index, Junior Gold Miners Index, Oil & Gas Index, Oil Refiners Index, Oil Services Index, Rare Earth/Strategic Metals Index, Solar Energy Index and Nuclear Energy Index. VanEck Vectors Agribusiness ETF, VanEck Vectors Coal ETF, VanEck Vectors Junior Gold Miners ETF, VanEck Vectors Unconventional Oil & Gas ETF, VanEck Vectors Oil Refiners ETF, VanEck Vectors Oil Services ETF, VanEck Vectors Rare Earth/Strategic Metals ETF, VanEck Vectors Solar Energy ETF and VanEck Vectors Uranium+Nuclear Energy ETF are entitled to use the Agribusiness Index, Coal Index, Junior Gold Miners Index, Oil & Gas Index, Oil Refiners Index, Oil Services Index, Rare Earth/Strategic Metals Index, Solar Energy Index and Nuclear Energy Index, respectively, pursuant to a sub-licensing arrangement with the Adviser.

Shares of VanEck Vectors Agribusiness ETF, VanEck Vectors Coal ETF, VanEck Vectors Junior Gold Miners ETF, VanEck Vectors Unconventional Oil & Gas ETF, VanEck Vectors Oil Refiners ETF, VanEck Vectors Oil Services ETF, VanEck Vectors Rare Earth/Strategic Metals ETF, VanEck Vectors Solar Energy ETF and VanEck Vectors Uranium+Nuclear Energy ETF are not sponsored, endorsed, sold or promoted by MVIS. MVIS makes no representation or warranty, express or implied, to the owners of the Shares of VanEck Vectors Agribusiness ETF, VanEck Vectors Coal ETF, VanEck Vectors Junior Gold Miners

ETF, VanEck Vectors Unconventional Oil & Gas ETF, VanEck Vectors Oil Refiners ETF, VanEck Vectors Oil Services ETF, VanEck Vectors Rare Earth/Strategic Metals ETF, VanEck Vectors Solar Energy ETF and VanEck Vectors Uranium+Nuclear Energy ETF or any member of the public regarding the advisability of investing in securities generally or in the Shares of VanEck Vectors Agribusiness ETF, VanEck Vectors Coal ETF, VanEck Vectors Junior Gold Miners ETF, VanEck Vectors Unconventional Oil & Gas ETF, VanEck Vectors Oil Refiners ETF, VanEck Vectors Oil Services ETF, VanEck Vectors Rare Earth/Strategic Metals ETF, VanEck Vectors Solar Energy ETF and VanEck Vectors Uranium+Nuclear Energy ETF particularly or the ability of the Agribusiness Index, Coal Index, Junior Gold Miners Index, Oil & Gas Index, Oil Refiners Index, Oil Services Index, Rare Earth/Strategic Metals Index, Solar Energy Index and Nuclear Energy Index to track the performance of the securities markets. The Agribusiness Index, Coal Index, Junior Gold Miners Index, Oil & Gas Index, Oil Refiners Index, Oil Services Index, Rare Earth/Strategic Metals Index, Solar Energy Index and Nuclear Energy Index are determined and composed by MVIS without regard to the Adviser or the Shares of VanEck Vectors Agribusiness ETF, VanEck Vectors Coal ETF, VanEck Vectors Junior Gold Miners ETF, VanEck Vectors Unconventional Oil & Gas ETF, VanEck Vectors Oil Refiners ETF, VanEck Vectors Oil Services ETF, VanEck Vectors Rare Earth/Strategic Metals ETF, VanEck Vectors Solar Energy ETF and VanEck Vectors Uranium+Nuclear Energy ETF. MVIS has no obligation to take the needs of the Adviser or the owners of the Shares of VanEck Vectors Agribusiness ETF, VanEck Vectors Coal ETF, VanEck Vectors Junior Gold Miners ETF, VanEck Vectors Unconventional Oil & Gas ETF, VanEck Vectors Oil Refiners ETF, VanEck Vectors Oil Services ETF, VanEck Vectors Rare Earth/Strategic Metals ETF, VanEck Vectors Solar Energy ETF and VanEck Vectors Uranium+Nuclear Energy ETF into consideration in determining or composing the Agribusiness Index, Coal Index, Junior Gold Miners Index, Oil & Gas Index, Oil Refiners Index, Oil Services Index, Rare Earth/Strategic Metals Index, Solar Energy Index and Nuclear Energy Index. MVIS is not responsible for and has not participated in the determination of the timing of, prices at, or quantities of the Shares of VanEck Vectors Agribusiness ETF, VanEck Vectors Coal ETF, VanEck Vectors Junior Gold Miners ETF, VanEck Vectors Unconventional Oil & Gas ETF, VanEck Vectors Oil Refiners ETF, VanEck Vectors Oil Services ETF, VanEck Vectors Rare Earth/Strategic Metals ETF, VanEck Vectors Solar Energy ETF and VanEck Vectors Uranium+Nuclear Energy ETF to be issued or in the determination or calculation of the equation by which the Shares of VanEck Vectors Agribusiness ETF, VanEck Vectors Coal ETF, VanEck Vectors Junior Gold Miners ETF, VanEck Vectors Unconventional Oil & Gas ETF, VanEck Vectors Oil Refiners ETF, VanEck Vectors Oil Services ETF, VanEck Vectors Rare Earth/Strategic Metals ETF, VanEck Vectors Solar Energy ETF and VanEck Vectors Uranium+Nuclear Energy ETF are to be converted into cash. MVIS has no obligation or liability in connection with the administration, marketing or trading of the Shares of VanEck Vectors Agribusiness ETF, VanEck Vectors Coal ETF, VanEck Vectors Junior Gold Miners ETF, VanEck Vectors Unconventional Oil & Gas ETF, VanEck Vectors Oil Refiners ETF, VanEck Vectors Oil Services ETF, VanEck Vectors Rare Earth/Strategic Metals ETF, VanEck Vectors Solar Energy ETF and VanEck Vectors Uranium+Nuclear Energy ETF.

MVIS DOES NOT GUARANTEE THE ACCURACY AND/OR THE COMPLETENESS OF THE AGRIBUSINESS INDEX, COAL INDEX, JUNIOR GOLD MINERS INDEX, OIL & GAS INDEX, OIL REFINERS INDEX, OIL SERVICES INDEX, RARE EARTH/STRATEGIC METALS INDEX, SOLAR ENERGY INDEX AND NUCLEAR ENERGY INDEX OR ANY DATA INCLUDED THEREIN AND MVIS SHALL HAVE NO LIABILITY FOR ANY ERRORS, OMISSIONS OR INTERRUPTIONS THEREIN. MVIS MAKES NO WARRANTY, EXPRESS OR IMPLIED, AS TO RESULTS TO BE OBTAINED BY THE ADVISER, OWNERS OF THE SHARES OF VANECK VECTORS AGRIBUSINESS ETF, VANECK VECTORS COAL ETF, VANECK VECTORS JUNIOR GOLD MINERS ETF, VANECK VECTORS UNCONVENTIONAL OIL & GAS ETF, VANECK VECTORS OIL REFINERS ETF, VANECK VECTORS OIL SERVICES ETF, VANECK VECTORS RARE EARTH/STRATEGIC METALS ETF, VANECK VECTORS SOLAR ENERGY ETF AND VANECK VECTORS URANIUM+NUCLEAR ENERGY ETF, OR ANY OTHER PERSON OR ENTITY FROM THE USE OF THE AGRIBUSINESS INDEX, COAL INDEX, JUNIOR GOLD MINERS INDEX, OIL & GAS INDEX, OIL REFINERS INDEX, OIL SERVICES INDEX, RARE EARTH/STRATEGIC METALS INDEX, SOLAR ENERGY INDEX AND NUCLEAR ENERGY INDEX OR ANY DATA INCLUDED THEREIN. MVIS MAKES NO EXPRESS OR IMPLIED WARRANTIES, AND EXPRESSLY DISCLAIMS ALL WARRANTIES OF MERCHANTABILITY OR FITNESS FOR A PARTICULAR PURPOSE OR USE WITH RESPECT TO THE AGRIBUSINESS INDEX, COAL INDEX, JUNIOR GOLD MINERS INDEX, OIL & GAS INDEX, OIL REFINERS INDEX, OIL SERVICES INDEX, RARE EARTH/STRATEGIC METALS INDEX, SOLAR ENERGY INDEX AND NUCLEAR ENERGY INDEX OR ANY DATA INCLUDED THEREIN. WITHOUT LIMITING ANY OF THE FOREGOING, IN NO EVENT SHALL MVIS HAVE ANY LIABILITY FOR ANY SPECIAL, PUNITIVE, INDIRECT OR CONSEQUENTIAL DAMAGES (INCLUDING LOST PROFITS), EVEN IF NOTIFIED OF THE POSSIBILITY OF SUCH DAMAGES.

VanEck Vectors Agribusiness ETF, VanEck Vectors Coal ETF, VanEck Vectors Junior Gold Miners ETF, VanEck Vectors Unconventional Oil & Gas ETF, VanEck Vectors Oil Refiners ETF, VanEck Vectors Oil Services ETF, VanEck Vectors Rare Earth/Strategic Metals ETF, VanEck Vectors Solar Energy ETF and VanEck Vectors Uranium+Nuclear Energy ETF are not sponsored, promoted, sold or supported in any other manner by Solactive AG nor does Solactive AG offer any express or implicit guarantee or assurance either with regard to the results of using the Agribusiness Index, Coal Index, Junior Gold Miners Index, Oil & Gas Index, Oil Refiners Index, Oil Services Index, Rare Earth/Strategic Metals Index, Solar Energy Index

---

and Nuclear Energy Index and/or their trademarks or their prices at any time or in any other respect. The Agribusiness Index, Coal Index, Junior Gold Miners Index, Oil & Gas Index, Oil Refiners Index, Oil Services Index, Rare Earth/Strategic Metals Index, Solar Energy Index and Nuclear Energy Index are calculated and maintained by Solactive AG. Solactive AG uses its best efforts to ensure that the Agribusiness Index, Coal Index, Junior Gold Miners Index, Oil & Gas Index, Oil Refiners Index, Oil Services Index, Rare Earth/Strategic Metals Index, Solar Energy Index and Nuclear Energy Index are calculated correctly. Irrespective of its obligations towards MVIS, Solactive AG has no obligation to point out errors in the Agribusiness Index, Coal Index, Junior Gold Miners Index, Oil & Gas Index, Oil Refiners Index, Oil Services Index, Rare Earth/Strategic Metals Index, Solar Energy Index and Nuclear Energy Index to third parties including but not limited to investors and/or financial intermediaries of VanEck Vectors Agribusiness ETF, VanEck Vectors Coal ETF, VanEck Vectors Junior Gold Miners ETF, VanEck Vectors Unconventional Oil & Gas ETF, VanEck Vectors Oil Refiners ETF, VanEck Vectors Oil Services ETF, VanEck Vectors Rare Earth/Strategic Metals ETF, VanEck Vectors Solar Energy ETF and VanEck Vectors Uranium+Nuclear Energy ETF. Neither the publication of the Agribusiness Index, Coal Index, Junior Gold Miners Index, Oil & Gas Index, Oil Refiners Index, Oil Services Index, Rare Earth/Strategic Metals Index, Solar Energy Index and Nuclear Energy Index by Solactive AG nor the licensing of the Agribusiness Index, Coal Index, Junior Gold Miners Index, Oil & Gas Index, Oil Services Index, Rare Earth/Strategic Metals Index, Solar Energy Index and Nuclear Energy Index or their trademarks for the purpose of use in connection with VanEck Vectors Agribusiness ETF, VanEck Vectors Coal ETF, VanEck Vectors Junior Gold Miners ETF, VanEck Vectors Unconventional Oil & Gas ETF, VanEck Vectors Oil Refiners ETF, VanEck Vectors Oil Services ETF, VanEck Vectors Rare Earth/Strategic Metals ETF, VanEck Vectors Solar Energy ETF and VanEck Vectors Uranium+Nuclear Energy ETF constitutes a recommendation by Solactive AG to invest capital in VanEck Vectors Agribusiness ETF, VanEck Vectors Coal ETF, VanEck Vectors Junior Gold Miners ETF, VanEck Vectors Unconventional Oil & Gas ETF, VanEck Vectors Oil Refiners ETF, VanEck Vectors Oil Services ETF, VanEck Vectors Rare Earth/Strategic Metals ETF, VanEck Vectors Solar Energy ETF and VanEck Vectors Uranium+Nuclear Energy ETF nor does it in any way represent an assurance or opinion of Solactive AG with regard to any investment in VanEck Vectors Agribusiness ETF, VanEck Vectors Coal ETF, VanEck Vectors Junior Gold Miners ETF, VanEck Vectors Unconventional Oil & Gas ETF, VanEck Vectors Oil Refiners ETF, VanEck Vectors Oil Services ETF, VanEck Vectors Rare Earth/Strategic Metals ETF, VanEck Vectors Solar Energy ETF and VanEck Vectors Uranium+Nuclear Energy ETF. Structured Solutions AG is not responsible for fulfilling the legal requirements concerning the accuracy and completeness of the Prospectus.

The Adviser has entered into a licensing agreement with Ardour to use the Ardour Global Index. VanEck Vectors Global Alternative Energy ETF is entitled to use its Index pursuant to a sub-licensing arrangement with the Adviser.

THE SHARES OF VANECK VECTORS GLOBAL ALTERNATIVE ENERGY ETF ARE NOT SPONSORED, ENDORSED, SOLD OR PROMOTED BY ARDOUR. ARDOUR MAKES NO REPRESENTATION OR WARRANTY, EXPRESS OR IMPLIED, TO THE OWNERS OF SHARES OF VANECK VECTORS GLOBAL ALTERNATIVE ENERGY ETF OR ANY MEMBER OF THE PUBLIC REGARDING THE ADVISABILITY OF INVESTING IN SECURITIES GENERALLY OR IN THE SHARES OF VANECK VECTORS GLOBAL ALTERNATIVE ENERGY ETF PARTICULARLY OR THE ABILITY OF ARDOUR GLOBAL INDEX TO TRACK THE PERFORMANCE OF THE PHYSICAL COMMODITIES MARKET.

ARDOUR'S ONLY RELATIONSHIP TO THE ADVISER IS THE LICENSING OF CERTAIN SERVICE MARKS AND TRADE NAMES OF ARDOUR AND OF THE ARDOUR GLOBAL INDEX THAT IS DETERMINED, COMPOSED AND CALCULATED BY ARDOUR WITHOUT REGARD TO THE ADVISER OR THE SHARES OF VANECK VECTORS GLOBAL ALTERNATIVE ENERGY ETF. ARDOUR HAS NO OBLIGATION TO TAKE THE NEEDS OF THE ADVISER OR THE OWNERS OF SHARES OF VANECK VECTORS GLOBAL ALTERNATIVE ENERGY ETF INTO CONSIDERATION IN DETERMINING, COMPOSING OR CALCULATING THE ARDOUR GLOBAL INDEX. ARDOUR IS NOT RESPONSIBLE FOR AND HAS NOT PARTICIPATED IN THE DETERMINATION OF THE TIMING OF, PRICES AT, OR QUANTITIES OF THE SHARES OF VANECK VECTORS GLOBAL ALTERNATIVE ENERGY ETF TO BE USED OR IN THE DETERMINATION OR CALCULATION OF THE EQUATION BY WHICH THE SHARES OF VANECK VECTORS GLOBAL ALTERNATIVE ENERGY ETF ARE TO BE CONVERTED INTO CASH. ARDOUR HAS NO OBLIGATION OR LIABILITY IN CONNECTION WITH THE ADMINISTRATION, MARKETING OR TRADING OF THE SHARES OF VANECK VECTORS GLOBAL ALTERNATIVE ENERGY ETF.

ARDOUR DOES NOT GUARANTEE THE ACCURACY AND/OR THE COMPLETENESS OF THE ARDOUR GLOBAL INDEX OR ANY DATA INCLUDED THEREIN AND ARDOUR SHALL HAVE NO LIABILITY FOR ANY ERRORS, OMISSIONS, OR INTERRUPTIONS THEREIN. ARDOUR MAKES NO WARRANTY, EXPRESS OR IMPLIED, AS TO RESULTS TO BE OBTAINED BY THE ADVISER, OWNERS OF SHARES OF VANECK VECTORS GLOBAL ALTERNATIVE ENERGY ETF, OR ANY OTHER PERSON OR ENTITY FROM THE USE OF THE ARDOUR GLOBAL INDEX OR ANY DATA INCLUDED THEREIN. ARDOUR MAKES NO EXPRESS OR IMPLIED WARRANTIES, AND EXPRESSLY DISCLAIMS ALL WARRANTIES OF MERCHANTABILITY OR FITNESS FOR A PARTICULAR PURPOSE OR USE WITH RESPECT TO THE ARDOUR GLOBAL INDEX OR ANY DATA INCLUDED THEREIN. WITHOUT LIMITING ANY OF THE FOREGOING, IN NO EVENT SHALL ARDOUR HAVE ANY LIABILITY

FOR ANY SPECIAL, PUNITIVE, INDIRECT, OR CONSEQUENTIAL DAMAGES (INCLUDING LOST PROFITS), EVEN IF NOTIFIED OF THE POSSIBILITY OF SUCH DAMAGES.

“ARDOUR GLOBAL INDEXES, LLC<sup>SM</sup>”, “ARDOUR GLOBAL INDEX<sup>SM</sup>, (COMPOSITE)”, “ARDOUR COMPOSITE<sup>SM</sup>”, “ARDOUR GLOBAL INDEX<sup>SM</sup>” (EXTRA LIQUID)”, “ARDOUR XL<sup>SM</sup>”, “ARDOUR GLOBAL ALTERNATIVE ENERGY INDEXES<sup>SM</sup>”, “ARDOUR FAMILY<sup>SM</sup>” ARE SERVICE MARKS OF ARDOUR AND HAVE BEEN LICENSED FOR USE BY THE ADVISER. THE SHARES OF VANECK VECTORS GLOBAL ALTERNATIVE ENERGY ETF ARE NOT SPONSORED, ENDORSED, SOLD OR PROMOTED BY ARDOUR AND ARDOUR MAKES NO REPRESENTATION REGARDING THE ADVISABILITY OF INVESTING IN THE SHARES OF VANECK VECTORS GLOBAL ALTERNATIVE ENERGY ETF.

The Adviser has entered into a licensing agreement with S-Network to use the VanEck<sup>TM</sup> Natural Resources Index. The Adviser has also granted S-Network a license to use the VanEck name in connection with the VanEck<sup>TM</sup> Natural Resources Index and S-Network will pay the Adviser a share of the revenues received by S-Network from the licensing of the VanEck<sup>TM</sup> Natural Resources Index. VanEck Vectors Natural Resources ETF is entitled to use its Index pursuant to a sub-licensing arrangement with the Adviser.

S-Network<sup>SM</sup> is a service mark of S-Network and has been licensed for use by the Adviser in connection with VanEck Vectors Natural Resources ETF. VanEck Vectors Natural Resources ETF is not sponsored, endorsed, sold or promoted by S-Network, which makes no representation regarding the advisability of investing in VanEck Vectors Natural Resources.

The Shares of VanEck Vectors Natural Resources ETF are not sponsored, endorsed, sold or promoted by S-Network. S-Network makes no representation or warranty, express or implied, to the owners of Shares of VanEck Vectors Natural Resources ETF or any member of the public regarding the advisability of investing in securities generally or in the Shares of VanEck Vectors Natural Resources ETF particularly or the ability of the Natural Resources Index to track the performance of the physical commodities market. S-Network’s only relationship to the Adviser (“Licensee”) is the licensing of certain service marks and trade names of S-Network and of the Natural Resources Index that is determined, composed and calculated by S-Network without regard to the Licensee or the Shares of VanEck Vectors Natural Resources ETF. S-Network has no obligation to take the needs of the Licensee or the owners of Shares of VanEck Vectors Natural Resources ETF into consideration in determining, composing or calculating the Natural Resources Index. S-Network is not responsible for and has not participated in the determination of the timing of, prices at, or quantities of the Shares of VanEck Vectors Natural Resources ETF to be issued or in the determination or calculation of the equation by which the Shares of VanEck Vectors Natural Resources ETF are to be converted into cash. S-Network has no obligation or liability in connection with the administration, marketing or trading of the Shares of VanEck Vectors Natural Resources ETF.

S-NETWORK DOES NOT GUARANTEE THE ACCURACY AND/OR THE COMPLETENESS OF THE NATURAL RESOURCES INDEX OR ANY DATA INCLUDED THEREIN AND S-NETWORK SHALL HAVE NO LIABILITY FOR ANY ERRORS, OMISSIONS, OR INTERRUPTIONS THEREIN. S-NETWORK MAKES NO WARRANTY, EXPRESS OR IMPLIED, AS TO RESULTS TO BE OBTAINED BY LICENSEE, OWNERS OF SHARES OF VANECK VECTORS NATURAL RESOURCES ETF, OR ANY OTHER PERSON OR ENTITY FROM THE USE OF THE NATURAL RESOURCES INDEX OR ANY DATA INCLUDED THEREIN. S-NETWORK MAKES NO EXPRESS OR IMPLIED WARRANTIES, AND EXPRESSLY DISCLAIMS ALL WARRANTIES OF MERCHANTABILITY OR FITNESS FOR A PARTICULAR PURPOSE OR USE WITH RESPECT TO THE NATURAL RESOURCES INDEX OR ANY DATA INCLUDED THEREIN. WITHOUT LIMITING ANY OF THE FOREGOING, IN NO EVENT SHALL S-NETWORK HAVE ANY LIABILITY FOR ANY SPECIAL, PUNITIVE, INDIRECT, OR CONSEQUENTIAL DAMAGES (INCLUDING LOST PROFITS), EVEN IF NOTIFIED OF THE POSSIBILITY OF SUCH DAMAGES.

VANECK AND ITS AFFILIATES SHALL NOT HAVE ANY LIABILITY FOR ANY ERRORS, OMISSIONS, OR INTERRUPTIONS, AND MAKES NO WARRANTY, EXPRESS OR IMPLIED AS TO RESULTS TO BE OBTAINED BY OWNERS OF VANECK VECTORS NATURAL RESOURCES ETF, OR ANY OTHER PERSON OR ENTITY FROM THE USE OF THE NATURAL RESOURCES INDEX. WITHOUT LIMITING ANY OF THE FOREGOING, IN NO EVENT SHALL VANECK OR ANY OF ITS AFFILIATES HAVE ANY LIABILITY FOR ANY LOST PROFITS OR INDIRECT, PUNITIVE, SPECIAL OR CONSEQUENTIAL DAMAGES OR LOSSES, EVEN IF NOTIFIED OF THE POSSIBILITY THEREOF.



---

DOW JONES, ITS AFFILIATES, SOURCES AND DISTRIBUTION AGENTS (TOGETHER, THE "INDICATIVE VALUE CALCULATION AGENT") SHALL NOT BE LIABLE TO THE ADVISER, ANY CUSTOMER OR ANY THIRD PARTY FOR ANY LOSS OR DAMAGE, DIRECT, INDIRECT OR CONSEQUENTIAL, ARISING FROM (I) ANY INACCURACY OR INCOMPLETENESS IN, OR DELAYS, INTERRUPTIONS, ERRORS OR OMISSIONS IN THE DELIVERY OF THE INTRA-DAY INDICATIVE VALUE WITH RESPECT TO VANECK VECTORS URANIUM+NUCLEAR ENERGY ETF (THE "INDICATIVE VALUE") OR ANY DATA RELATED THERETO (THE "DATA") OR (II) ANY DECISION MADE OR ACTION TAKEN BY THE ADVISER, ANY CUSTOMER OR THIRD PARTY IN RELIANCE UPON THE DATA. THE INDICATIVE VALUE CALCULATION AGENT DOES NOT MAKE ANY WARRANTIES, EXPRESS OR IMPLIED, TO THE ADVISER, ANY INVESTOR IN VANECK VECTORS URANIUM+NUCLEAR ENERGY ETF OR ANY ONE ELSE REGARDING THE DATA, INCLUDING, WITHOUT LIMITATION, ANY WARRANTIES WITH RESPECT TO THE TIMELINESS, SEQUENCE, ACCURACY, COMPLETENESS, CORRECTNESS, MERCHANTABILITY, QUALITY OR FITNESS FOR A PARTICULAR PURPOSE OR ANY WARRANTIES AS TO THE RESULTS TO BE OBTAINED BY THE ADVISER, ANY INVESTORS IN VANECK VECTORS URANIUM+NUCLEAR ENERGY ETF OR OTHER PERSON IN CONNECTION WITH THE USE OF THE DATA. THE INDICATIVE VALUE CALCULATION AGENT SHALL NOT BE LIABLE TO THE ADVISER, ANY INVESTOR IN VANECK VECTORS URANIUM+NUCLEAR ENERGY ETF OR OTHER THIRD PARTIES FOR ANY DAMAGES, INCLUDING, WITHOUT LIMITATION, LOSS OF BUSINESS REVENUES, LOST PROFITS OR ANY INDIRECT, CONSEQUENTIAL, SPECIAL OR SIMILAR DAMAGES WHATSOEVER, WHETHER IN CONTRACT, TORT OR OTHERWISE, EVEN IF ADVISED OF THE POSSIBILITY OF SUCH DAMAGES.

## FINANCIAL HIGHLIGHTS

---

The financial highlights tables which follow are intended to help you understand the Funds' financial performance for the past five years or as indicated. Certain information reflects financial results for a single Fund share. The total returns in the table represent the rate that an investor would have earned (or lost) on an investment in a Fund (assuming reinvestment of all dividends and distributions). This information has been audited by Ernst & Young LLP, the Trust's independent registered public accounting firm, whose report, along with the Funds' financial statements, are included in the Funds' Annual Report, which is available upon request.

For a share outstanding throughout each year:

<b>Agribusiness ETF</b>					
<b>For the Year Ended December 31,</b>					
	<b>2016</b>	<b>2015</b>	<b>2014</b>	<b>2013</b>	<b>2012</b>
Net asset value, beginning of year.....	\$ 46.55	\$ 52.59	\$ 54.44	\$ 52.94	\$ 47.21
Income from investment operations:					
Net investment income.....	1.07	1.37	1.68	1.08	1.00
Net realized and unrealized gain (loss) on investments.....	4.86	(6.07)	(1.84)	1.46	5.70
Total from investment operations.....	5.93	(4.70)	(0.16)	2.54	6.70
Less:					
Dividends from net investment income.....	(1.10)	(1.34)	(1.69)	(1.04)	(0.97)
Net asset value, end of year.....	<u>\$ 51.38</u>	<u>\$ 46.55</u>	<u>\$ 52.59</u>	<u>\$ 54.44</u>	<u>\$ 52.94</u>
Total return (a).....	12.74%	(8.96)%	(0.13)%	4.60%	14.20%

**Ratios/Supplemental Data**

Net assets, end of year (000's).....	\$804,156	\$835,551	\$1,440,901	\$4,635,318	\$5,667,221
Ratio of gross expenses to average net assets....	0.53%	0.55%	0.57%	0.55%	0.55%
Ratio of net expenses to average net assets.....	0.53%	0.55%	0.57%	0.55%	0.55%
Ratio of net expenses, excluding interest expense, to average net assets.....	0.53%	0.54%	0.56%	0.55%	0.54%
Ratio of net investment income to average net assets.....	2.04%	2.00%	1.77%	1.79%	1.89%
Portfolio turnover rate (b).....	15%	20%	14%	33%	19%

<b>Coal ETF</b>					
<b>For the Year Ended December 31,</b>					
	<b>2016</b>	<b>2015</b>	<b>2014</b>	<b>2013</b>	<b>2012</b>
Net asset value, beginning of year.....	\$ 6.28	\$ 14.64	\$ 19.50	\$ 25.17	\$ 32.41
Income from investment operations:					
Net investment income.....	0.14	0.29	0.34	0.39	0.49
Net realized and unrealized gain (loss) on investments.....	6.08	(8.36)	(4.83)	(5.62)	(7.30)
Total from investment operations.....	6.22	(8.07)	(4.49)	(5.23)	(6.81)
Less:					
Dividends from net investment income.....	(0.13)	(0.29)	(0.37)	(0.44)	(0.43)
Net asset value, end of year.....	<u>\$ 12.37</u>	<u>\$ 6.28</u>	<u>\$ 14.64</u>	<u>\$ 19.50</u>	<u>\$ 25.17</u>
Total return (a).....	99.10%	(55.14)%	(23.07)%	(20.77)%	(21.05)%
<b>Ratios/Supplemental Data</b>					
Net assets, end of year (000's).....	\$101,395	\$39,248	\$114,905	\$154,994	\$235,358
Ratio of gross expenses to average net assets....	0.62%	0.66%	0.63%	0.64%	0.62%
Ratio of net expenses to average net assets.....	0.59%	0.59%	0.59%	0.59%	0.59%
Ratio of net expenses, excluding interest expense, to average net assets.....	0.59%	0.59%	0.59%	0.59%	0.59%
Ratio of net investment income to average net assets.....	1.66%	2.31%	1.75%	1.78%	2.02%
Portfolio turnover rate (b).....	40%	36%	27%	20%	55%

(a) Total return is calculated assuming an initial investment made at the net asset value at the beginning of period, reinvestment of any dividends and distributions at net asset value on the dividend/distributions payment date and a redemption at the net asset value on the last day of the period. The return does not reflect the deduction of taxes that a shareholder would pay on Fund dividends/distributions or the redemption of Fund shares.

(b) Portfolio turnover rates exclude securities received or delivered as a result of processing in-kind capital share transactions.

**FINANCIAL HIGHLIGHTS (continued)**

For a share outstanding throughout each year:

	<b>Global Alternative Energy ETF#</b>				
	<b>For the Year Ended December 31,</b>				
	<b>2016</b>	<b>2015</b>	<b>2014</b>	<b>2013</b>	<b>2012</b>
Net asset value, beginning of year.....	\$ 54.57	\$ 54.09	\$ 55.90	\$ 33.26	\$ 32.88
Income from investment operations:					
Net investment income.....	1.38	0.46	0.12	0.51	0.66
Net realized and unrealized gain (loss) on investments.....	(4.26)	0.33	(1.82)	22.68	0.35
Total from investment operations.....	(2.88)	0.79	(1.70)	23.19	1.01
Less:					
Dividends from net investment income.....	(1.07)	(0.31)	(0.11)	(0.54)	(0.63)
Return of capital.....	—	—	—	(0.01)	—
Total dividends and distributions.....	(1.07)	(0.31)	(0.11)	(0.55)	(0.63)
Net asset value, end of year.....	<u>\$ 50.62</u>	<u>\$ 54.57</u>	<u>\$ 54.09</u>	<u>\$ 55.90</u>	<u>\$ 33.26</u>
Total return (a).....	(5.26)%	1.45%	(3.04)%	69.69%	3.07%
<b>Ratios/Supplemental Data</b>					
Net assets, end of year (000's).....	\$64,958	\$91,857	\$82,937	\$91,309	\$46,013
Ratio of gross expenses to average net assets....	0.64%	0.62%	0.64%	0.72%	0.81%
Ratio of net expenses to average net assets.....	0.62%	0.62%	0.62%	0.62%	0.62%
Ratio of net expenses, excluding interest expense, to average net assets.....	0.62%	0.62%	0.62%	0.62%	0.62%
Ratio of net investment income to average net assets.....	2.04%	0.88%	0.18%	1.16%	1.81%
Portfolio turnover rate (b).....	32%	27%	31%	18%	35%

	<b>Gold Miners ETF</b>				
	<b>For the Year Ended December 31,</b>				
	<b>2016</b>	<b>2015</b>	<b>2014</b>	<b>2013</b>	<b>2012</b>
Net asset value, beginning of year.....	\$ 13.72	\$ 18.43	\$ 21.16	\$ 46.32	\$ 51.50
Income from investment operations:					
Net investment income.....	0.03	0.12	0.12	0.23	0.39
Net realized and unrealized gain (loss) on investments.....	7.23	(4.71)	(2.73)	(25.20)	(5.11)
Total from investment operations.....	7.26	(4.59)	(2.61)	(24.97)	(4.72)
Less:					
Dividends from net investment income.....	(0.06)	(0.12)	(0.12)	(0.19)	(0.46)
Net asset value, end of year.....	<u>\$ 20.92</u>	<u>\$ 13.72</u>	<u>\$ 18.43</u>	<u>\$ 21.16</u>	<u>\$ 46.32</u>
Total return (a).....	52.91%	(24.93)%	(12.31)%	(53.90)%	(9.16)%
<b>Ratios/Supplemental Data</b>					
Net assets, end of year (000's).....	\$9,685,012	\$4,316,718	\$5,495,447	\$6,652,611	\$9,406,054
Ratio of gross expenses to average net assets....	0.51%	0.52%	0.53%	0.53%	0.52%
Ratio of net expenses to average net assets.....	0.51%	0.52%	0.53%	0.53%	0.52%
Ratio of net expenses, excluding interest expense, to average net assets.....	0.51%	0.52%	0.53%	0.53%	0.52%
Ratio of net investment income to average net assets.....	0.21%	0.66%	0.52%	1.01%	0.88%
Portfolio turnover rate (b).....	26%	24%	18%	33%	5%

(a) Total return is calculated assuming an initial investment made at the net asset value at the beginning of period, reinvestment of any dividends and distributions at net asset value on the dividend/distributions payment date and a redemption at the net asset value on the last day of the period. The return does not reflect the deduction of taxes that a shareholder would pay on Fund dividends/distributions or the redemption of Fund shares.

(b) Portfolio turnover rates exclude securities received or delivered as a result of processing in-kind capital share transactions.

# On July 1, 2013, the Fund effected a 1 for 3 reverse share split. Per share data has been adjusted to reflect the share split.

For a share outstanding throughout each year:

<b>Junior Gold Miners ETF#</b>					
<b>For the Year Ended December 31,</b>					
	<b>2016</b>	<b>2015</b>	<b>2014</b>	<b>2013</b>	<b>2012</b>
Net asset value, beginning of year .....	\$ 19.22	\$ 24.04	\$ 30.90	\$ 79.13	\$ 97.84
Income from investment operations:					
Net investment income.....	0.14	0.15	—(b)(c)	0.41	0.36
Net realized and unrealized gain (loss) on investments .....	13.87	(4.83)	(6.68)	(48.64)	(16.07)
Total from investment operations.....	14.01	(4.68)	(6.68)	(48.23)	(15.71)
Less:					
Dividends from net investment income .....	(1.51)	(0.14)	(0.18)	—	(3.00)
Net asset value, end of year.....	<u>\$ 31.72</u>	<u>\$ 19.22</u>	<u>\$ 24.04</u>	<u>\$ 30.90</u>	<u>\$ 79.13</u>
Total return (a).....	73.75%	(19.48)%	(21.60)%	(60.95)%	(16.07)%
<b>Ratios/Supplemental Data</b>					
Net assets, end of year (000's) .....	\$3,454,333	\$1,300,681	\$1,522,690	\$1,136,823	\$2,537,231
Ratio of gross expenses to average net assets (d) ..	0.52%	0.56%	0.55%	0.58%	0.55%
Ratio of net expenses to average net assets (d)....	0.52%	0.56%	0.55%	0.57%	0.55%
Ratio of net expenses, excluding interest expense, to average net assets (d).....	0.52%	0.55%	0.54%	0.56%	0.55%
Ratio of net investment income (loss) to average net assets .....	0.14%	0.66%	(0.01)%	(0.07)%	0.01%
Portfolio turnover rate (e) .....	58%	47%	65%	34%	22%

<b>Natural Resources ETF</b>					
<b>For the Year Ended December 31,</b>					
	<b>2016</b>	<b>2015</b>	<b>2014</b>	<b>2013</b>	<b>2012</b>
Net asset value, beginning of year .....	\$ 26.38	\$ 33.73	\$ 37.46	\$ 35.94	\$ 33.76
Income from investment operations:					
Net investment income.....	0.66	0.81	0.82	0.87	0.86
Net realized and unrealized gain (loss) on investments .....	5.91	(7.37)	(3.70)	1.48	2.17
Total from investment operations.....	6.57	(6.56)	(2.88)	2.35	3.03
Less:					
Dividends from net investment income .....	(0.64)	(0.79)	(0.85)	(0.83)	(0.85)
Net asset value, end of year.....	<u>\$ 32.31</u>	<u>\$ 26.38</u>	<u>\$ 33.73</u>	<u>\$ 37.46</u>	<u>\$ 35.94</u>
Total return (a).....	24.93%	(19.48)%	(7.71)%	6.55%	8.98%
<b>Ratios/Supplemental Data</b>					
Net assets, end of year (000's) .....	\$95,323	\$76,511	\$86,023	\$101,140	\$122,204
Ratio of gross expenses to average net assets.....	0.77%	0.75%	0.73%	0.74%	0.68%
Ratio of net expenses to average net assets.....	0.50%	0.50%	0.50%	0.50%	0.52%
Ratio of net expenses, excluding interest expense, to average net assets.....	0.49%	0.49%	0.49%	0.49%	0.51%
Ratio of net investment income to average net assets .....	2.18%	2.66%	2.10%	2.13%	1.95%
Portfolio turnover rate (e) .....	37%	9%	13%	14%	10%

(a) Total return is calculated assuming an initial investment made at the net asset value at the beginning of period, reinvestment of any dividends and distributions at net asset value on the dividend/distributions payment date and a redemption at the net asset value on the last day of the period. The return does not reflect the deduction of taxes that a shareholder would pay on Fund dividends/distributions or the redemption of Fund shares.

(b) Calculated based upon average shares outstanding.

(c) Amount represents less than \$0.005 per share.

(d) The ratios presented do not reflect the Fund's proportionate share of income and expenses from the Fund's investment in underlying funds.

(e) Portfolio turnover rates exclude securities received or delivered as a result of processing in-kind capital share transactions.

# On July 1, 2013, the Fund effected a 1 for 4 reverse share split. Per share data has been adjusted to reflect the share split.

**FINANCIAL HIGHLIGHTS (continued)**

For a share outstanding throughout each period:

	<b>Oil Refiners ETF</b>	
	<b>For the Year Ended December 31, 2016</b>	<b>For the Period August 18, 2015(a) through December 31, 2015</b>
Net asset value, beginning of period .....	\$19.69	\$19.75
Income from investment operations:		
Net investment income .....	0.73	0.07
Net realized and unrealized gain (loss) on investments .....	1.15	(0.04)
Total from investment operations .....	1.88	0.03
Less:		
Dividends from net investment income .....	(0.71)	(0.07)
Return of capital .....	—	(0.02)
Total dividends and distributions .....	(0.71)	(0.09)
Net asset value, end of period .....	<u>\$20.86</u>	<u>\$19.69</u>
Total return (b) .....	9.55%	0.16%(c)

**Ratios/Supplemental Data**

Net assets, end of period (000's) .....	\$3,129	\$3,938
Ratio of gross expenses to average net assets .....	3.42%	4.98%(d)
Ratio of net expenses to average net assets .....	0.59%	0.59%(d)
Ratio of net expenses, excluding interest expense, to average net assets .....	0.59%	0.59%(d)
Ratio of net investment income to average net assets ....	2.85%	1.19%(d)
Portfolio turnover rate (e) .....	15%	12%(c)

	<b>Oil Services ETF#</b>				
	<b>For the Year Ended December 31,</b>				
	<b>2016</b>	<b>2015</b>	<b>2014</b>	<b>2013</b>	<b>2012</b>
Net asset value, beginning of year .....	\$ 26.44	\$ 35.89	\$ 48.10	\$ 38.64	\$ 38.29
Income from investment operations:					
Net investment income .....	0.46	0.63	0.85	0.55	0.42
Net realized and unrealized gain (loss) on investments .....	6.93	(9.45)	(12.20)	9.45	0.34
Total from investment operations .....	7.39	(8.82)	(11.35)	10.00	0.76
Less:					
Dividends from net investment income .....	(0.47)	(0.63)	(0.86)	(0.54)	(0.40)
Distributions from net realized capital gains .....	—	—	—	—	(0.01)
Total dividends and distributions .....	(0.47)	(0.63)	(0.86)	(0.54)	(0.41)
Net asset value, end of year .....	<u>\$ 33.36</u>	<u>\$ 26.44</u>	<u>\$ 35.89</u>	<u>\$ 48.10</u>	<u>\$ 38.64</u>
Total return (b) .....	27.92%	(24.58)%	(23.64)%	25.90%	1.98%
<b>Ratios/Supplemental Data</b>					
Net assets, end of year (000's) .....	\$1,218,137	\$1,118,901	\$929,834	\$1,482,094	\$1,283,326
Ratio of gross expenses to average net assets .....	0.40%	0.39%	0.39%	0.39%	0.38%
Ratio of net expenses to average net assets .....	0.35%	0.35%	0.35%	0.35%	0.35%
Ratio of net expenses, excluding interest expense, to average net assets .....	0.35%	0.35%	0.35%	0.35%	0.35%
Ratio of net investment income (loss) to average net assets .....	1.70%	2.30%	1.99%	1.24%	1.23%
Portfolio turnover rate (e) .....	24%	18%	15%	10%	6%

(a) Commencement of operations

(b) Total return is calculated assuming an initial investment made at the net asset value at the beginning of period, reinvestment of any dividends and distributions at net asset value on the dividend/distributions payment date and a redemption at the net asset value on the last day of the period. The return does not reflect the deduction of taxes that a shareholder would pay on Fund dividends/distributions or the redemption of Fund shares.

(c) Not Annualized

(d) Annualized

(e) Portfolio turnover rates exclude securities received or delivered as a result of processing in-kind capital share transactions.

# On February 14, 2012, the Fund effected a 3 for 1 share split. Per share data has been adjusted to reflect the share split.



For a share outstanding throughout each year:

<b>Rare Earth / Strategic Metals ETF#</b>					
<b>For the Year Ended December 31,</b>					
	<b>2016</b>	<b>2015</b>	<b>2014</b>	<b>2013</b>	<b>2012</b>
Net asset value, beginning of year.....	\$ 13.68	\$ 25.49	\$ 35.98	\$ 52.92	\$ 60.40
Income from investment operations:					
Net investment income.....	0.12	0.51	0.65	0.35	0.88
Net realized and unrealized gain (loss) on investments.....	3.48	(11.68)	(10.75)	(17.21)	(7.44)
Total from investment operations.....	3.60	(11.17)	(10.10)	(16.86)	(6.56)
Less:					
Dividends from net investment income.....	(0.38)	(0.64)	(0.39)	(0.08)	(0.92)
Net asset value, end of year.....	<u>\$ 16.90</u>	<u>\$ 13.68</u>	<u>\$ 25.49</u>	<u>\$ 35.98</u>	<u>\$ 52.92</u>
Total return (a).....	26.35%	(43.76)%	(28.07)%	(31.85)%	(10.88)%

**Ratios/Supplemental Data**

Net assets, end of year (000's).....	\$42,663	\$28,381	\$57,986	\$96,243	\$174,652
Ratio of gross expenses to average net assets....	0.86%	0.82%	0.72%	0.70%	0.66%
Ratio of net expenses to average net assets.....	0.61%	0.57%	0.58%	0.57%	0.59%
Ratio of net expenses, excluding interest expense, to average net assets.....	0.57%	0.57%	0.57%	0.57%	0.57%
Ratio of net investment income to average net assets.....	1.43%	2.01%	1.55%	0.69%	1.59%
Portfolio turnover rate (b).....	104%	49%	37%	31%	44%

**Solar Energy ETF\***

<b>For the Year Ended December 31,</b>					
	<b>2016</b>	<b>2015</b>	<b>2014</b>	<b>2013</b>	<b>2012</b>
Net asset value, beginning of year.....	\$ 61.64	\$ 67.70	\$ 72.63	\$ 36.38	\$ 55.35
Income from investment operations:					
Net investment income.....	1.19	0.64	0.51	0.32	1.29
Net realized and unrealized gain (loss) on investments.....	(27.21)	(6.11)	(4.99)	36.66	(18.94)
Total from investment operations.....	(26.02)	(5.47)	(4.48)	36.98	(17.65)
Less:					
Dividends from net investment income.....	(1.24)	(0.59)	(0.45)	(0.73)	(1.32)
Return of capital.....	(0.19)	—	—	—	—
Total dividends and distributions.....	(1.43)	(0.59)	(0.45)	(0.73)	(1.32)
Net asset value, end of year.....	<u>\$ 34.19</u>	<u>\$ 61.64</u>	<u>\$ 67.70</u>	<u>\$ 72.63</u>	<u>\$ 36.38</u>
Total return (a).....	(42.22)%	(8.09)%	(6.17)%	101.66%	(31.89)%

**Ratios/Supplemental Data**

Net assets, end of year (000's).....	\$10,256	\$18,493	\$20,310	\$21,788	\$10,914
Ratio of gross expenses to average net assets....	1.30%	1.08%	1.08%	1.54%	1.86%
Ratio of net expenses to average net assets.....	0.65%	0.65%	0.65%	0.66%	0.66%
Ratio of net expenses, excluding interest expense, to average net assets.....	0.65%	0.65%	0.65%	0.65%	0.65%
Ratio of net investment income to average net assets.....	2.69%	0.93%	0.60%	0.58%	3.47%
Portfolio turnover rate (b).....	43%	46%	50%	75%	59%

(a) Total return is calculated assuming an initial investment made at the net asset value at the beginning of period, reinvestment of any dividends and distributions at net asset value on the dividend/distributions payment date and a redemption at the net asset value on the last day of the period. The return does not reflect the deduction of taxes that a shareholder would pay on Fund dividends/distributions or the redemption of Fund shares.

(b) Portfolio turnover rates exclude securities received or delivered as a result of processing in-kind capital share transactions.

# On July 1, 2013, the Fund effected a 1 for 4 reverse share split. Per share data has been adjusted to reflect the share split.

\* On July 2, 2012, the Fund effected a 1 for 15 reverse share split. Per share data has been adjusted to reflect the share split.

**FINANCIAL HIGHLIGHTS (continued)**

For a share outstanding throughout each period:

	<b>Steel ETF</b>				
	<b>For the Year Ended December 31,</b>				
	<b>2016</b>	<b>2015</b>	<b>2014</b>	<b>2013</b>	<b>2012</b>
Net asset value, beginning of year.....	\$ 19.52	\$ 35.45	\$ 49.76	\$ 48.85	\$ 47.64
Income from investment operations:					
Net investment income.....	0.42	1.03	1.13	0.93	1.09
Net realized and unrealized gain (loss) on investments.....	18.28	(15.92)	(14.28)	0.96	1.20
Total from investment operations.....	18.70	(14.89)	(13.15)	1.89	2.29
Less:					
Dividends from net investment income.....	(0.40)	(1.02)	(1.16)	(0.94)	(1.08)
Return of capital.....	—	(0.02)	—	(0.04)	—
Total dividends.....	(0.40)	(1.04)	(1.16)	(0.98)	(1.08)
Net asset value, end of year.....	<u>\$ 37.82</u>	<u>\$ 19.52</u>	<u>\$ 35.45</u>	<u>\$ 49.76</u>	<u>\$ 48.85</u>
Total return (b).....	95.77%	(42.03)%	(26.44)%	3.88%	4.80%
<b>Ratios/Supplemental Data</b>					
Net assets, end of year (000's).....	\$185,324	\$44,904	\$69,127	\$144,312	\$153,881
Ratio of gross expenses to average net assets....	0.60%	0.69%	0.63%	0.62%	0.60%
Ratio of net expenses to average net assets.....	0.55%	0.55%	0.55%	0.55%	0.55%
Ratio of net expenses, excluding interest expense, to average net assets.....	0.55%	0.55%	0.55%	0.55%	0.55%
Ratio of net investment income to average net assets.....	1.88%	3.76%	2.43%	2.21%	2.40%
Portfolio turnover rate (c).....	20%	15%	11%	15%	13%

	<b>Unconventional Oil &amp; Gas ETF</b>				
	<b>For the Year Ended December 31,</b>				<b>For the Period February 14, 2012(a) through December 31, 2012</b>
	<b>2016</b>	<b>2015</b>	<b>2014</b>	<b>2013</b>	
Net asset value, beginning of period.....	\$ 13.24	\$ 22.12	\$ 28.43	\$ 22.54	\$ 25.02
Income from investment operations:					
Net investment income.....	0.09	0.32	0.30	0.13	0.23
Net realized and unrealized gain (loss) on investments.....	4.98	(8.86)	(6.32)	5.90	(2.49)
Total from investment operations.....	5.07	(8.54)	(6.02)	6.03	(2.26)
Less:					
Dividends from net investment income.....	(0.06)	(0.34)	(0.29)	(0.14)	(0.22)
Net asset value, end of period.....	<u>\$ 18.25</u>	<u>\$ 13.24</u>	<u>\$ 22.12</u>	<u>\$ 28.43</u>	<u>\$ 22.54</u>
Total return (b).....	38.31%	(38.60)%	(21.18)%	26.77%	(9.04)%(d)
<b>Ratios/Supplemental Data</b>					
Net assets, end of period (000's).....	\$59,324	\$38,398	\$61,937	\$46,906	\$15,780
Ratio of gross expenses to average net assets....	0.71%	0.72%	0.67%	1.04%	0.92%(e)
Ratio of net expenses to average net assets.....	0.54%	0.54%	0.54%	0.54%	0.54%(e)
Ratio of net expenses, excluding interest expense, to average net assets.....	0.54%	0.54%	0.54%	0.54%	0.54%(e)
Ratio of net investment income to average net assets.....	0.63%	1.62%	1.07%	0.89%	1.12%(e)
Portfolio turnover rate (c).....	23%	22%	11%	11%	35%(d)

(a) Commencement of operations

(b) Total return is calculated assuming an initial investment made at the net asset value at the beginning of period, reinvestment of any dividends and distributions at net asset value on the dividend/distributions payment date and a redemption at the net asset value on the last day of the period. The return does not reflect the deduction of taxes that a shareholder would pay on Fund dividends/distributions or the redemption of Fund shares.

(c) Portfolio turnover rates exclude securities received or delivered as a result of processing in-kind capital share transactions.

(d) Not Annualized

(e) Annualized

For a share outstanding throughout each year:

	<b>Uranium+Nuclear Energy ETF#</b>				
	<b>For the Year Ended December 31,</b>				
	<b><u>2016</u></b>	<b><u>2015</u></b>	<b><u>2014</u></b>	<b><u>2013</u></b>	<b><u>2012</u></b>
Net asset value, beginning of year.....	\$ 45.25	\$ 51.50	\$ 48.11	\$ 41.35	\$ 44.82
Income from investment operations:					
Net investment income.....	2.08	1.87	1.27	0.80	1.26
Net realized and unrealized gain (loss) on investments.....	<u>1.94</u>	<u>(6.63)</u>	<u>3.39</u>	<u>6.29</u>	<u>(2.84)</u>
Total from investment operations.....	<u>4.02</u>	<u>(4.76)</u>	<u>4.66</u>	<u>7.09</u>	<u>(1.58)</u>
Less:					
Dividends from net investment income.....	<u>(1.72)</u>	<u>(1.49)</u>	<u>(1.27)</u>	<u>(0.33)</u>	<u>(1.89)</u>
Net asset value, end of year.....	<u>\$ 47.55</u>	<u>\$ 45.25</u>	<u>\$ 51.50</u>	<u>\$ 48.11</u>	<u>\$ 41.35</u>
Total return (a).....	8.87%	(9.26)%	9.61%	17.18%	(3.53)%
<b>Ratios/Supplemental Data</b>					
Net assets, end of year (000's).....	\$34,076	\$39,211	\$67,812	\$77,778	\$78,567
Ratio of gross expenses to average net assets....	0.79%	0.70%	0.76%	0.80%	0.67%
Ratio of net expenses to average net assets.....	0.61%	0.61%	0.60%	0.60%	0.60%
Ratio of net expenses, excluding interest expense, to average net assets.....	0.60%	0.60%	0.60%	0.60%	0.60%
Ratio of net investment income to average net assets.....	3.37%	2.34%	1.89%	1.60%	2.82%
Portfolio turnover rate (b).....	36%	27%	31%	48%	52%

(a) Total return is calculated assuming an initial investment made at the net asset value at the beginning of period, reinvestment of any dividends and distributions at net asset value on the dividend/distributions payment date and a redemption at the net asset value on the last day of the period. The return does not reflect the deduction of taxes that a shareholder would pay on Fund dividends/distributions or the redemption of Fund shares.

(b) Portfolio turnover rates exclude securities received or delivered as a result of processing in-kind capital share transactions.

# On July 1, 2013, the Fund effected a 1 for 3 reverse share split. Per share data has been adjusted to reflect the share split.

## PREMIUM/DISCOUNT INFORMATION

---

Information regarding how often the closing trading price of the Shares of each Fund was above (*i.e.*, at a premium) or below (*i.e.*, at a discount) the NAV of the Fund for the most recently completed year and the most recently completed quarter(s), as well as for each of the four previous calendar quarters, when available, can be found at [www.vaneck.com](http://www.vaneck.com).

## GENERAL INFORMATION

---

### CONTINUOUS OFFERING

The method by which Creation Units are created and traded may raise certain issues under applicable securities laws. Because new Creation Units are issued and sold by the Trust on an ongoing basis, a “distribution,” as such term is used in the Securities Act, may occur at any point. Broker dealers and other persons are cautioned that some activities on their part may, depending on the circumstances, result in their being deemed participants in a distribution in a manner which could render them statutory underwriters and subject them to the prospectus delivery and liability provisions of the Securities Act.

For example, a broker dealer firm or its client may be deemed a statutory underwriter if it takes Creation Units after placing an order with the Distributor, breaks them down into constituent Shares, and sells such Shares directly to customers, or if it chooses to couple the creation of a supply of new Shares with an active selling effort involving solicitation of secondary market demand for Shares. A determination of whether one is an underwriter for purposes of the Securities Act must take into account all the facts and circumstances pertaining to the activities of the broker dealer or its client in the particular case, and the examples mentioned above should not be considered a complete description of all the activities that could lead to a categorization as an underwriter.

Broker dealers who are not “underwriters” but are participating in a distribution (as contrasted to ordinary secondary trading transactions), and thus dealing with Shares that are part of an “unsold allotment” within the meaning of Section 4(3)(C) of the Securities Act, would be unable to take advantage of the prospectus delivery exemption provided by Section 4(3) of the Securities Act. This is because the prospectus delivery exemption in Section 4(3) of the Securities Act is not available in respect of such transactions as a result of Section 24(d) of the 1940 Act. As a result, broker dealer firms should note that dealers who are not underwriters but are participating in a distribution (as contrasted with ordinary secondary market transactions) and thus dealing with the Shares that are part of an overallotment within the meaning of Section 4(3)(A) of the Securities Act would be unable to take advantage of the prospectus delivery exemption provided by Section 4(3) of the Securities Act. Firms that incur a prospectus delivery obligation with respect to Shares are reminded that, under Rule 153 of the Securities Act, a prospectus delivery obligation under Section 5(b)(2) of the Securities Act owed to an exchange member in connection with a sale on NYSE Arca is satisfied by the fact that the prospectus is available at NYSE Arca upon request. The prospectus delivery mechanism provided in Rule 153 is only available with respect to transactions on an exchange.

In addition, certain affiliates of the Funds and the Adviser may purchase and resell Fund shares pursuant to this Prospectus.

### OTHER INFORMATION

The Trust was organized as a Delaware statutory trust on March 15, 2001. Its Declaration of Trust currently permits the Trust to issue an unlimited number of Shares of beneficial interest. If shareholders are required to vote on any matters, each Share outstanding would be entitled to one vote. Annual meetings of shareholders will not be held except as required by the 1940 Act and other applicable law. See the Funds’ SAI for more information concerning the Trust’s form of organization. Section 12(d)(1) of the 1940 Act restricts investments by investment companies in the securities of other investment companies, including Shares of a Fund. Registered investment companies are permitted to invest in the Funds beyond the limits set forth in Section 12(d)(1) subject to certain terms and conditions set forth in an SEC exemptive order issued to the Trust, including that such investment companies enter into an agreement with the Funds.

The Prospectus, SAI and any other Fund communication do not create any contractual obligations between the Funds’ shareholders and the Trust, the Funds, the Adviser and/or the Trustees. Further, shareholders are not intended third-party beneficiaries of any contracts entered into by (or on behalf of) any Fund, including contracts with the Adviser or other parties who provide services to the Fund.

Dechert LLP serves as counsel to the Trust, including the Funds. Ernst & Young LLP serves as the Trust’s independent registered public accounting firm and audits the Fund’s financial statements annually.

---

## **ADDITIONAL INFORMATION**

This Prospectus does not contain all the information included in the Registration Statement filed with the SEC with respect to the Funds' Shares. Information about the Funds can be reviewed and copied at the SEC's Public Reference Room and information on the operation of the Public Reference Room may be obtained by calling the SEC at 1.202.551.8090. The Funds' Registration Statement, including this Prospectus, the Funds' SAI and the exhibits may be examined at the offices of the SEC (100 F Street, NE, Washington, DC 20549) or on the EDGAR database at the SEC's website (<http://www.sec.gov>), and copies may be obtained, after paying a duplicating fee, by electronic request at the following email address: [publicinfo@sec.gov](mailto:publicinfo@sec.gov), or by writing the SEC's Public Reference Section, Washington, DC 20549-1520. These documents and other information concerning the Trust also may be inspected at the offices of NYSE Arca (20 Broad Street, New York, New York 10005).

The SAI for the Funds, which has been filed with the SEC, provides more information about the Funds. The SAI for the Funds is incorporated herein by reference and is legally part of this Prospectus. Additional information about the Funds' investments is available in each Fund's annual and semi-annual reports to shareholders. In each Fund's annual report, you will find a discussion of the market conditions and investment strategies that significantly affected the Fund's performance during its last fiscal year. The SAI and the Funds' annual and semi-annual reports may be obtained without charge by writing to the Funds at Van Eck Securities Corporation, the Funds' distributor, at 666 Third Avenue, 9th Floor New York, New York 10017 or by calling the distributor at the following number: Investor Information: 800.826.2333.

Shareholder inquiries may be directed to the Funds in writing to 666 Third Avenue, 9th Floor, New York, New York 10017 or by calling 800.826.2333.

The Funds' SAI is available at [www.vaneck.com](http://www.vaneck.com).

(Investment Company Act file no. 811-10325)

For more detailed information about the Funds, see the SAI dated May 1, 2017, which is incorporated by reference into this Prospectus. Additional information about each of the Funds' investments will be available in each Fund's annual and semi-annual reports to shareholders. In each Fund's annual report, you will find a discussion of the market conditions and investment strategies that significantly affected each Fund's performance during its last fiscal year.

Call VanEck at 800.826.2333 to request, free of charge, the annual or semi-annual reports, the SAI, or other information about the Funds or to make shareholder inquiries. You may also obtain the SAI or a Fund's annual or semi-annual reports, when available, by visiting the VanEck website at [www.vaneck.com](http://www.vaneck.com).

Information about the Funds (including the SAI) can also be reviewed and copied at the SEC Public Reference Room in Washington, D.C. Information about the operation of the Public Reference Room may be obtained by calling 202.551.8090.

Reports and other information about the Funds are available on the EDGAR Database on the SEC's internet site at <http://www.sec.gov>. In addition, copies of this information may be obtained, after paying a duplicating fee, by electronic request at the following email address: [publicinfo@sec.gov](mailto:publicinfo@sec.gov), or by writing the SEC's Public Reference Section, Washington, DC 20549-0102.



Transfer Agent: The Bank of New York Mellon  
SEC Registration Number: 333-123257  
1940 Act Registration Number: 811-10325  
HAPRO

**800.826.2333**  
**vaneck.com**